

## **PLEASE NOTE**

**This image contains more than one label approved for this product on this date.**

39039-4

2/13/2002

1/8

Mr. Joe D. Kellerby  
Y-TEX Corporation  
1825 Big Horn Avenue  
Cody, WY 82414

FEB 13 2002

Dear Mr. Kellerby:

Subject: Label Amendment- first aid statements  
Python Insecticide Cattle Ear Tag  
EPA Registration Number 39039-4  
Your submission dated November 29, 2001

The amendment referred to above, submitted in connection with registration under FIFRA section 3(c)(7)(a), is acceptable provided that you:

1. Submit and/or cite all data or other material required for registration/reregistration of your product under FIFRA section 3(c)(5) or FIFRA section 4 when the Agency requires all registrants of similar products to submit such data.

2. Make the labeling changes listed below before you release the product for shipment bearing the amended labeling:

a. Under Precautionary Statement delete "IF SWALLOWED: ... Call a physician if irritation persists." since it is inconsistent with first aid statement.

b. Under Precautionary Statement on both panels change "WARNING" to "CAUTION".

3. Submit two (2) copies of your final printed labeling before you release the product for shipment.

If these conditions are not complied with, the registration will be subject to cancellation in accordance with FIFRA section 6(e). Your release for shipment of the product constitutes acceptance of these conditions.

A stamped copy of the label is enclosed for your records.

We acknowledge acceptance of your request to delete "remove contaminated clothing" from the first aid section based on the fact that this is a slow release tag.

Sincerely,

George T. LaRocca  
Product Manager 13  
Insecticide Branch  
Registration Division (7505C)

Enclosure

CONTAINS 20 EAR TAGS

MADE IN USA

# PYTHON<sup>®</sup> Y-TEX<sup>®</sup>

## INSECTICIDE CATTLE EAR TAGS

For use on Beef and Dairy Cattle (Including Lactating) and Calves to Control Horn Flies, Face Flies, Lice, Gulf Coast Ticks, Spinose Ear Ticks, and Aid in Control of Stable Flies, Black Flies, House Flies and small Horse Flies.

Keep Out of Reach of Children

### CAUTION

See side panels for additional precautionary statements

**ACTIVE INGREDIENTS:**

<b>Zetacypermethrin, s-enantiomer</b>	
S-cyano (3-phenoxyphenyl) methyl	
(±) cis/trans 3-(2, 2-dichloroethenyl)	
·2, 2 dimethylcyclopropane-carboxylate* . . . . .	10%
*Cis/trans isomer ratio:	
Max. 55% (±) cis and Min. 45% (±) trans	
<b>Piperonyl Butoxide, Technical</b>	
Min. 80% (butylcarbityl) (6-propylpiperonyl) ether	
and Max. 20% related compounds . . . . .	20%
<b>INERT INGREDIENTS . . . . .</b>	<b>70%</b>
<b>TOTAL . . . . .</b>	<b>100%</b>

NET WT. 9.5 GRAMS PER TAG    CONTENTS: 20 TAGS

Bar Code

### PRECAUTIONARY STATEMENTS HAZARDS TO HUMANS WARNING

May be harmful if swallowed or absorbed through the skin. Avoid contact with skin, eyes or clothing. Wear rubber or non-permeable protective gloves when applying tags. Wash thoroughly with soap and water after handling. *If Swallowed:* Call a physician or Poison Control Center. Drink 1 or 2 glasses of water and induce vomiting by touching the back of throat with finger. Do not induce vomiting in, or give anything by mouth to, an unconscious or convulsing person. *If on Skin:* Wash with plenty of soap and water. Get medical attention. *If in Eyes:* Flush with plenty of water. Call a physician if irritation persists.

### NOTICE OF WARRANTY

Y-TEX CORPORATION MAKES NO WARRANTY OF MERCHANTABILITY, FITNESS FOR ANY PURPOSE, OR OTHERWISE, EXPRESSED OR IMPLIED concerning this product or its uses which extend beyond the use of the product under normal conditions in accord with the statements made on this label, and in any case, is limited to replacement of tags only.

### ENVIRONMENTAL HAZARDS

This pesticide is toxic to fish and aquatic invertebrates. Do not contaminate water by disposal of used tags. Use this product only as specified on this label.

EPA EST. NO. 39039-WY-01  
EPA REG. NO. 39039-4

REGISTERED  
with EPA  
in EPA Label (Panel)

FEB 13 2002

Under the Federal Insecticide, Fungicide, and Rodenticide Act, as amended, the sale and use of this product are restricted to persons who are registered under FIFRA Section 253.

39039-4

Moved here from other side

## Y-TEX PYthon<sup>®</sup> INSECTICIDE CATTLE EAR TAGS

Snap-Lok™ collar for guaranteed retention\* (U.S. Patent No. 4,581,834)

Ribbed design for season-long durability

Long taper and rounded edges for durability

- Synergized pyrethroid formula for maximum effectiveness against horn flies.
- Also controls face flies, lice, ear ticks, and aids in control of other biting flies.
- Can be used on lactating dairy cows.
- No withdrawal time required.
- Guaranteed against loss due to tag or button failure.\*

### DIRECTIONS FOR USE

It is a violation of Federal law to use this product in a manner inconsistent with its labeling. This labeling must be in the possession of the user at the time of pesticide application.

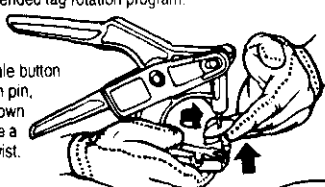
**Summer Season:** To control horn flies for about 3-4 months and aid in control of face flies, apply 1 tag per animal in late spring. To control horn flies, face flies, lice Gulf Coast ticks and Spinose ear ticks for 4-5 months, and to aid in control of stable flies, black flies, house flies and small horse flies, apply two tags per animal (1 in each ear) when flies appear in spring. Apply 2 tags to large bulls for optimum horn fly protection.

**Winter Season:** For season-long lice control, apply tags in late fall. To control biting lice, shortnosed sucking lice and aid in control of other sucking lice, apply 1 tag per calf or 2 tags per mature animal (1 in each ear).

Apply as shown with the Y-TEX 2-piece tagging system. All animals in the herd should be tagged. To minimize development of insecticide resistance, remove used tags at end of fly and lice seasons, and follow Y-TEX's recommended tag rotation program.

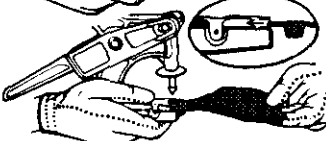
#### STEP 1

Seat male button firmly on pin, press down and give a slight twist.



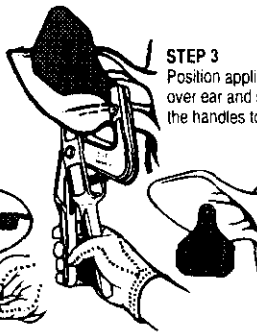
#### STEP 2

Place female tag firmly under clip. Collar on tag must be pointing away from pin.



#### STEP 3

Position applicator over ear and squeeze the handles together.



The ideal position for male stud is between the second and third radial cartilage as shown.

### STORAGE AND DISPOSAL

Store in a cool place in original container.

Opened bags containing ear tags should be resealed for storage.

Do not contaminate water, food or feed by storage or disposal.

**STORAGE:** Store in cool place away from direct sunlight.

**PESTICIDE DISPOSAL:** Remove tags before slaughter.

Securely wrap used tags in a plastic bag or several layers of newspaper and discard in trash.

**CONTAINER DISPOSAL:** Do not reuse bag. Discard bag in trash.

Y-TEX CORPORATION • 1825 BIG HORN AVENUE • CODY • WYOMING • 82414

YTP-441209

### FIRST AID

This product contains zetacypermethrin, a pyrethroid insecticide, and piperonyl butoxide, technical, a mixed-function oxidase inhibitor.

- |              |  |
|--------------|--|
| If on skin   | <ul style="list-style-type: none"> <li>• Rinse skin immediately with plenty of water for 15-20 minutes.</li> <li>• Call a poison control center or doctor for treatment advice.</li> </ul>   |
| If in eyes   | <ul style="list-style-type: none"> <li>• Hold eye open and rinse slowly and gently with water for 15-20 minutes.</li> <li>• Remove contact lenses, if present, after the first 5 minutes, then continue rinsing eye.</li> <li>• Call a poison control center or doctor for treatment advice.</li> </ul>  |
| If inhaled   | <ul style="list-style-type: none"> <li>• Move person to fresh air.</li> <li>• If person is not breathing, call 911 or an ambulance, then give artificial respiration, preferably mouth to mouth, if possible.</li> <li>• Call a poison control center or doctor for treatment advice.</li> </ul>   |
| If swallowed | <ul style="list-style-type: none"> <li>• Call a poison control center or doctor immediately for treatment advice.</li> <li>• Have person sip a glass of water if able to swallow.</li> <li>• Do not induce vomiting unless told to do so by a poison control center or doctor.</li> <li>• Do not give anything by mouth to an unconscious person.</li> </ul> |

### HOT LINE NUMBER

Have the product container or label with you when calling a poison control center or doctor, or going for treatment. You may also contact 1-800-255-3924 for emergency medical treatment information.

# MASTER LABEL

# **Y-TEX<sup>®</sup>** **PYthon<sup>™</sup>** **INSECTICIDE CATTLE EAR TAGS**

*For use on Beef and Dairy Cattle (including Lactating) and Calves to Control Horn Flies, Face Flies, Lice, Gulf Coast Ticks, Spinose Ear Ticks, and Aid in Control of Stable Flies, Black Flies, House Flies and small Horse Flies.*

**MADE IN  
USA**

**ACTIVE INGREDIENTS:**

**Zetacypermethrin, s-enantiomer**

S-cyano (3-phenoxyphenyl) methyl  
(±) cis/trans 3-(2, 2-dichloroethenyl)  
-2, 2 dimethylcyclopropane-carboxylate\* ..... 10%

\*Cis/trans isomer ratio:

Max. 55% (±) cis and Min. 45% (±) trans

**Piperonyl Butoxide, Technical**

Min. 80% (butylcarbityl) (6-propylpiperonyl) ether  
and Max. 20% related compounds ..... 20%

INERT INGREDIENTS ..... 70%

TOTAL ..... 100%

**CONTAINS  
100  
EAR TAGS**



Keep Out of  
Reach of Children

**CAUTION**

See side panels for additional  
precautionary statements.

**NET WT. 9.5 GRAMS  
PER TAG**

**CONTENTS: 5 POUCHES  
OF 20 TAGS EACH**

# MASTER LABEL

## **Y•TEX®** **PYthon™** INSECTICIDE CATTLE EAR TAGS

### PRECAUTIONARY STATEMENTS HAZARDS TO HUMANS WARNING

May be harmful if swallowed or absorbed through the skin. Avoid contact with skin, eyes or clothing. Wear rubber or non-permeable protective gloves when applying tags. Wash thoroughly with soap and water after handling. *If Swallowed:* Call a physician or Poison Control Center. Drink 1 or 2 glasses of water and induce vomiting by touching the back of throat with finger. Do not induce vomiting in, or give anything by mouth to, an unconscious or convulsing person. *If on Skin:* Wash with plenty of soap and water. Get medical attention. *If in Eyes:* Flush with plenty of water. Call a physician if irritation persists.

### NOTICE OF WARRANTY

Y-TEX CORPORATION MAKES NO WARRANTY OF MERCHANTABILITY, FITNESS FOR ANY PURPOSE, OR OTHERWISE, EXPRESSED OR IMPLIED concerning this product or its uses which extend beyond the use of the product under normal conditions in accord with the statements made on this label, and in any case, is limited to replacement of tags only.

### ENVIRONMENTAL HAZARDS

This pesticide is toxic to fish and aquatic invertebrates. Do not contaminate water by disposal of used tags. Use this product only as specified on this label.

EPA EST. NO. 39039-WY-01

EPA REG. NO. 39039-4

} moved here  
from other  
side.

# MASTER LABEL

# **Y•TEX<sup>®</sup>** **PYthon<sup>™</sup>** **INSECTICIDE CATTLE EAR TAGS**

<b>FIRST AID</b>	
This product contains zetacypermethrin, a synthetic pyrethroid insecticide, and piperonyl butoxide, technical, a mixed-function oxidase inhibitor.	
If on skin	<ul style="list-style-type: none"><li>• Rinse skin immediately with plenty of water for 15 - 20 minutes.</li><li>• Call a poison control center or doctor for treatment advice.</li></ul>
If in eyes	<ul style="list-style-type: none"><li>• Hold eye open and rinse slowly and gently with water for 15 - 20 minutes. Remove contact lenses, if present, after the first 5 minutes, then continue rinsing eye.</li><li>• Call a poison control center or doctor for treatment advice.</li></ul>
If inhaled	<ul style="list-style-type: none"><li>• Move person to fresh air.</li><li>• If person is not breathing, call 911 or an ambulance, then give artificial respiration, preferably mouth to mouth, if possible.</li><li>• Call a poison control center or doctor for treatment advice.</li></ul>
If swallowed	<ul style="list-style-type: none"><li>• Call a poison control center or doctor immediately for treatment advice.</li><li>• Have person sip a glass of water if able to swallow.</li><li>• Do not induce vomiting unless told to do so by a poison control center or doctor.</li><li>• Do not give anything by mouth to an unconscious person.</li></ul>
<b>HOT LINE NUMBER</b>	
Have the product container or label with you when calling a poison control center or doctor, or going for treatment. You may also contact 1-800-255-3924 for emergency medical treatment information.	

# MASTER LABEL

## **Y-TEX<sup>®</sup>** **Python<sup>™</sup>** INSECTICIDE CATTLE EAR TAGS

### DIRECTIONS FOR USE

It is a violation of Federal law to use this product in a manner inconsistent with its labeling. This labeling must be in the possession of the user at the time of pesticide application.

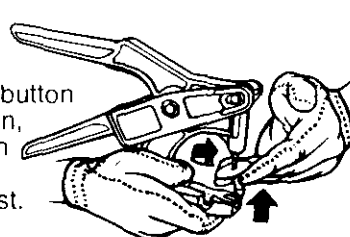
**Summer Season:** To control horn flies for about 3-4 months and aid in control of face flies, apply 1 tag per animal in late spring. To control horn flies, face flies, lice, Gulf Coast ticks and spinose ear ticks for 4-5 months, and to aid in control of stable flies, black flies, house flies and small horse flies, apply two tags per animal (1 in each ear) when flies appear in spring. Apply 2 tags to large bulls for optimum horn fly protection.

**Winter Season:** For season-long lice control, apply tags in late fall. To control biting lice, shortnosed sucking lice and aid in control of other sucking lice, apply 1 tag per calf or 2 tags per mature animal (1 in each ear).

Apply as shown with the Y-TEX 2-piece tagging system. All animals in the herd should be tagged. To minimize development of insecticide resistance, remove used tags at end of fly and lice seasons, and follow Y-TEX's recommended tag rotation program.

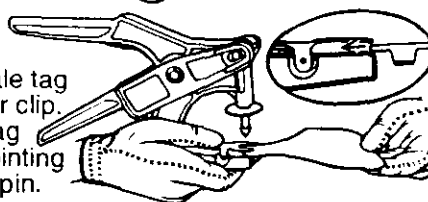
#### STEP 1

Seat male button firmly on pin, press down and give a slight twist.



#### STEP 2

Place female tag firmly under clip. Collar on tag must be pointing away from pin.



#### STEP 3

Position applicator over ear and squeeze the handles together.



The ideal position for male stud is between the second and third radial cartilage as shown.



### STORAGE AND DISPOSAL

Store in a cool place in original container.

Opened bags containing ear tags should be resealed for storage.

Do not contaminate water, food or feed by storage or disposal.

#### STORAGE:

Store in cool place away from direct sunlight.

#### PESTICIDE DISPOSAL:

Remove tags before slaughter. Securely wrap used tags in a plastic bag or several layers of newspaper and discard in trash.

#### CONTAINER DISPOSAL:

Do not reuse bag. Discard bag in trash.

- Synergized pyrethroid formula for maximum effectiveness against horn flies.
- Also controls face flies, lice, ear ticks, and aids in control of other biting flies.
- Can be used on lactating dairy cows.
- No withdrawal time required.
- Guaranteed against loss due to tag or button failure.\*

Long taper and rounded edges for durability

Ribbed design for season-long durability

Large surface area for insecticide effectiveness

Snap-Lok<sup>™</sup> collar for guaranteed retention\* (U.S. Patent No. 4,581,834)

#### GUARANTEE

\*This guarantee is a limited guarantee, limited to the replacement of tags only, if the tags failed after being properly applied, to remain in the animal's ear for a five (5) month period due to tag breakage or separation from button.

Y-TEX Corporation, 1825 Big Horn Avenue, Cody, Wyoming 82414

YTP-45-1101



MASTER LABEL

**FRANCHISE PACK**

**NEXT**

**LABEL**

39039-4

2-13-2002

1/7

CONTAINS 20 EAR TAGS  
MADE IN USA

# Y-TEX<sup>®</sup> PYTHON<sup>®</sup>

INSECTICIDE CATTLE EAR TAGS

*For use on Beef and Dairy Cattle (Including Lactating) and Calves to Control Horn Flies, Face Flies, Lice, Gulf Coast Ticks, Spinose Ear Ticks, and Aid in Control of Stable Flies, Black Flies, House Flies and small Horse Flies.*

Keep Out of Reach of Children  
**CAUTION**

See side panels for additional precautionary statements

**ACTIVE INGREDIENTS:**

**Zetacypermethrin, s-enantiomer**  
S-cyano (3-phenoxyphenyl) methyl  
(±) cis/trans 3-(2, 2-dichloroethenyl)  
-2, 2 dimethylcyclopropane-carboxylate\* ..... 10%  
\*Cis/trans isomer ratio:  
Max. 55% (±) cis and Min. 45% (±) trans

**Piperonyl Butoxide, Technical**  
Min. 80% (butylcarbityl) (6-propylpiperonyl) ether  
and Max. 20% related compounds ..... 20%

**INERT INGREDIENTS** ..... 70%

**TOTAL** ..... 100%

NET WT. 9.5 GRAMS PER TAG      CONTENTS: 20 TAGS

Bar Code

### PRECAUTIONARY STATEMENTS HAZARDS TO HUMANS WARNING

May be harmful if swallowed or absorbed through the skin. Avoid contact with skin, eyes or clothing. Wear rubber or non-permeable protective gloves when applying tags. Wash thoroughly with soap and water after handling. *If Swallowed:* Call a physician or Poison Control Center. Drink 1 or 2 glasses of water and induce vomiting by touching the back of throat with finger. Do not induce vomiting in, or give anything by mouth to, an unconscious or convulsing person. *If on Skin:* Wash with plenty of soap and water. Get medical attention. *If in Eyes:* Flush with plenty of water. Call a physician if irritation persists.

Cr...  
W...  
...  
...  
...  
...  
...  
...  
...

### NOTICE OF WARRANTY

Y-TEX CORPORATION MAKES NO WARRANTY OF MERCHANTABILITY, FITNESS FOR ANY PURPOSE, OR OTHERWISE, EXPRESSED OR IMPLIED concerning this product or its uses which extend beyond the use of the product under normal conditions in accord with the statements made on this label, and in any case, is limited to replacement of tags only.

### ENVIRONMENTAL HAZARDS

This pesticide is toxic to fish and aquatic invertebrates. Do not contaminate water by disposal of used tags. Use this product only as specified on this label.

EPA EST. NO. 39039-WY-01  
EPA REG. NO. 39039-4

ACCEPTED  
with COMMENTS  
in EPA Letter Dated

FEB 13 2002

## FRONT PANEL & RIGHT SIDE PANEL

Under the Federal Insecticide, Fungicide, and Rodenticide Act as amended, for the pesticide registered under EPA Reg. No.

39039-4

# Y-TEX PYthon

INSECTICIDE CATTLE EAR TAGS

Snap-Lok™ collar for guaranteed retention\* (U.S. Patent No. 4,581,634)

Ribbed design for season-long durability

Long taper and rounded edges for durability

- Synergized pyrethroid formula for maximum effectiveness against horn flies.
- Also controls face flies, lice, ear ticks, and aids in control of other biting flies.
- Can be used on lactating dairy cows.
- No withdrawal time required.
- Guaranteed against loss due to tag or button failure.\*


## DIRECTIONS FOR USE

It is a violation of Federal law to use this product in a manner inconsistent with its labeling. This labeling must be in the possession of the user at the time of pesticide application.

**Summer Season:** To control horn flies for about 3-4 months and aid in control of face flies, apply 1 tag per animal in late spring. To control horn flies, face flies, lice Gulf Coast ticks and Spinose ear ticks for 4-5 months, and to aid in control of stable flies, black flies, house flies and small horse flies, apply two tags per animal (1 in each ear) when flies appear in spring. Apply 2 tags to large bulls for optimum horn fly protection.

**Winter Season:** For season-long lice control, apply tags in late fall. To control biting lice, shortnosed sucking lice and aid in control of other sucking lice, apply 1 tag per calf or 2 tags per mature animal (1 in each ear).

Apply as shown with the Y-TEX 2-piece tagging system. All animals in the herd should be tagged. To minimize development of insecticide resistance, remove used tags at end of fly and lice seasons, and follow Y-TEX's recommended tag rotation program.



## STORAGE AND DISPOSAL

Store in a cool place in original container.

Opened bags containing ear tags should be resealed for storage.

Do not contaminate water, food or feed by storage or disposal.

**STORAGE:** Store in cool place away from direct sunlight.

**PESTICIDE DISPOSAL:** Remove tags before slaughter.

Securely wrap used tags in a plastic bag or several layers of newspaper and discard in trash.

**CONTAINER DISPOSAL:** Do not reuse bag. Discard bag in trash.

Y-TEX CORPORATION • 1825 BIG HORN AVENUE • CODY • WYOMING • 82414

**FIRST AID**

This product contains zetacypermethrin, a pyrethroid insecticide, and piperonyl butoxide, technical, a mixed-function oxidase inhibitor.

**If on skin**

- Rinse skin immediately with plenty of water for 15-20 minutes.
- Call a poison control center or doctor for treatment advice.

**If in eyes**

- Hold eye open and rinse slowly and gently with water for 15-20 minutes.
- Remove contact lenses, if present, after the first 5 minutes, then continue rinsing eye.
- Call a poison control center or doctor for treatment advice.

**If inhaled**

- Move person to fresh air.
- If person is not breathing, call 911 or an ambulance, then give artificial respiration, preferably mouth to mouth, if possible.
- Call a poison control center or doctor for treatment advice.

**If swallowed**

- Call a poison control center or doctor immediately for treatment advice.
- Have person sip a glass of water if able to swallow.
- Do not induce vomiting unless told to do so by a poison control center or doctor.
- Do not give anything by mouth to an unconscious person.

**HOT LINE NUMBER**

Have the product container or label with you when calling a poison control center or doctor, or going for treatment. You may also contact 1-800-255-3924 for emergency medical treatment information.

YTP 44-7200

# BACK PANEL & LEFT SIDE PANEL

# **Y-TEX<sup>®</sup>** **PYthon<sup>™</sup>** **INSECTICIDE CATTLE EAR TAGS**

*For use on Beef and Dairy Cattle (including Lactating) and Calves to Control Horn Flies, Face Flies, Lice, Gulf Coast Ticks, Spinose Ear Ticks, and Aid in Control of Stable Flies, Black Flies, House Flies and small Horse Flies.*

**MADE IN  
USA**

**ACTIVE INGREDIENTS:**

**Zelacypermethrin, s-enantiomer**  
S-cyano (3-phenoxyphenyl) methyl  
(±) cis/trans 3-(2, 2-dichloroethenyl)  
-2, 2 dimethylcyclopropane-carboxylate\* ..... 10%  
\*Cis/trans isomer ratio:  
Max. 55% (±) cis and Min. 45% (±) trans

**Piperonyl Butoxide, Technical**  
Min. 80% (butylcarbityl) (6-propylpiperonyl) ether  
and Max. 20% related compounds ..... 20%

**INERT INGREDIENTS** ..... 70%

**TOTAL** ..... 100%

**CONTAINS  
100  
EAR TAGS**



**Keep Out of  
Reach of Children**

**CAUTION**

See side panels for additional  
precautionary statements.

**NET WT. 9.5 GRAMS  
PER TAG**

**CONTENTS: 5 POUCHES  
OF 20 TAGS EACH**

Front Panel

3/1

**Y-TEX®**  
**PYthon™**  
**INSECTICIDE CATTLE EAR TAGS**

**PRECAUTIONARY STATEMENTS**  
**HAZARDS TO HUMANS**  
**WARNING**

May be harmful if swallowed or absorbed through the skin. Avoid contact with skin, eyes or clothing. Wear rubber or non-permeable protective gloves when applying tags. Wash thoroughly with soap and water after handling. ~~If Swallowed: Call a physician or Poison Control Center. Drink 1 or 2 glasses of water and induce vomiting by touching the back of throat with finger. Do not induce vomiting in, or give anything by mouth to, an unconscious or convulsing person. If on Skin: Wash with plenty of soap and water. Get medical attention. If in Eyes: Flush with plenty of water. Call a physician if irritation persists.~~

**NOTICE OF WARRANTY**

Y-TEX CORPORATION MAKES NO WARRANTY OF MERCHANTABILITY, FITNESS FOR ANY PURPOSE, OR OTHERWISE, EXPRESSED OR IMPLIED concerning this product or its uses which extend beyond the use of the product under normal conditions in accord with the statements made on this label, and in any case, is limited to replacement of tags only.

**ENVIRONMENTAL HAZARDS**

This pesticide is toxic to fish and aquatic invertebrates. Do not contaminate water by disposal of used tags. Use this product only as specified on this label.

EPA EST. NO. 39039-WY-01

EPA REG. NO. 39039-4

*Delete  
since it is  
inconsistent  
with first aid  
statement*

Right Side Panel

*47*

**Y•TEX®**  
**PYthon™**  
**INSECTICIDE CATTLE EAR TAGS**

<b>FIRST AID</b>	
This product contains zetacypermethrin, a synthetic pyrethroid insecticide, and piperonyl butoxide, technical, a mixed-function oxidase inhibitor.	
If on skin	<ul style="list-style-type: none"> <li>• Rinse skin immediately with plenty of water for 15 - 20 minutes.</li> <li>• Call a poison control center or doctor for treatment advice.</li> </ul>
If in eyes	<ul style="list-style-type: none"> <li>• Hold eye open and rinse slowly and gently with water for 15 - 20 minutes. Remove contact lenses, if present, after the first 5 minutes, then continue rinsing eye.</li> <li>• Call a poison control center or doctor for treatment advice.</li> </ul>
If inhaled	<ul style="list-style-type: none"> <li>• Move person to fresh air.</li> <li>• If person is not breathing, call 911 or an ambulance, then give artificial respiration, preferably mouth to mouth, if possible.</li> <li>• Call a poison control center or doctor for treatment advice.</li> </ul>
If swallowed	<ul style="list-style-type: none"> <li>• Call a poison control center or doctor immediately for treatment advice.</li> <li>• Have person sip a glass of water if able to swallow.</li> <li>• Do not induce vomiting unless told to do so by a poison control center or doctor.</li> <li>• Do not give anything by mouth to an unconscious person.</li> </ul>
<b>HOT LINE NUMBER</b>	
Have the product container or label with you when calling a poison control center or doctor, or going for treatment. You may also contact 1-800-255-3924 for emergency medical treatment information.	

Left Side Panel

5/7

# Back Panel - Top

**Y-TEX<sup>®</sup>**  
**Python<sup>™</sup>** INSECTICIDE  
 CATTLE EAR TAGS

## DIRECTIONS FOR USE

It is a violation of Federal law to use this product in a manner inconsistent with its labeling. This labeling must be in the possession of the user at the time of pesticide application.

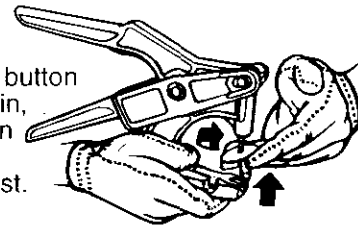
**Summer Season:** To control horn flies for about 3-4 months and aid in control of face flies, apply 1 tag per animal in late spring. To control horn flies, face flies, lice, Gulf Coast ticks and spinose ear ticks for 4-5 months, and to aid in control of stable flies, black flies, house flies and small horse flies, apply two tags per animal (1 in each ear) when flies appear in spring. Apply 2 tags to large bulls for optimum horn fly protection.

**Winter Season:** For season-long lice control, apply tags in late fall. To control biting lice, shortnosed sucking lice and aid in control of other sucking lice, apply 1 tag per calf or 2 tags per mature animal (1 in each ear).

Apply as shown with the Y-TEX 2-piece tagging system. All animals in the herd should be tagged. To minimize development of insecticide resistance, remove used tags at end of fly and lice seasons, and follow Y-TEX's recommended tag rotation program.

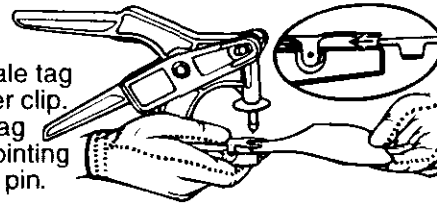
### STEP 1

Seat male button firmly on pin, press down and give a slight twist.



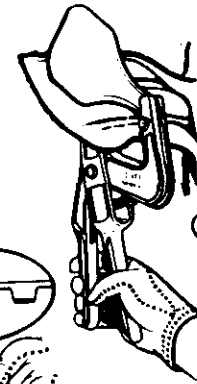
### STEP 2

Place female tag firmly under clip. Collar on tag must be pointing away from pin.



### STEP 3

Position applicator over ear and squeeze the handles together.



The ideal position for male stud is between the second and third radial cartilage as shown.

## STORAGE AND DISPOSAL

Store in a cool place in original container. Opened bags containing ear tags should be resealed for storage. Do not contaminate water, food or feed by storage or disposal.

### STORAGE:

Store in cool place away from direct sunlight.

### PESTICIDE DISPOSAL:

Remove tags before slaughter. Securely wrap used tags in a plastic bag or several layers of newspaper and discard in trash.

### CONTAINER DISPOSAL:

Do not reuse bag. Discard bag in trash.

- Synergized pyrethroid formula for maximum effectiveness against horn flies.
- Also controls face flies, lice, ear ticks, and aids in control of other biting flies.
- Can be used on lactating dairy cows.
- No withdrawal time required.
- Guaranteed against loss due to tag or button failure.\*

Long taper and rounded edges for durability

Ribbed design for season-long durability

Large surface area for insecticide effectiveness

Snap-Lok<sup>™</sup> collar for guaranteed retention\* (U.S. Patent No. 4,581,834)

### GUARANTEE

\*This guarantee is a limited guarantee, limited to the replacement of tags only, if the tags failed after being properly applied, to remain in the animal's ear for a five (5) month period due to tag breakage or separation from button.

Y-TEX Corporation, 1825 Big Horn Avenue, Cody, Wyoming 82414

YTP-45-1101

# Back Panel - Bottom

6/7



**RANCHI PACK**

Top Panel