

(FRONT PANEL)

**CAVICIDE®**

HOSPITAL DISINFECTANT/CLEANER  
 SALON DISINFECTANT/CLEANER  
 VETERINARY DISINFECTANT/CLEANER  
 CLIPPER BLADE DISINFECTANT/CLEANER  
 DISINFECTANT/CLEANER  
 DENTAL DECONTAMINANT/CLEANER  
 ONE-STEP DISINFECTANT/CLEANER  
 INSTITUTIONAL DISINFECTANT/CLEANER  
 MEDICAL DECONTAMINANT/CLEANER  
 SURGICAL DECONTAMINANT/CLEANER  
 SURFACE/INSTRUMENT DISINFECTANT/CLEANER  
 FOR PROFESSIONAL USE

IMMERSION SOLUTION • SURFACE CLEANER/DISINFECTANT • ULTRASONIC SOLUTION  
 SONIC SOLUTION • SOAKING SOLUTION • PRESOAK SOLUTION • INSTRUMENT SOLUTION  
 SURFACE SOLUTION • NON-POROUS SURFACE SOLUTION • CLEANER • DISINFECTANT

BACTERICIDAL • VIRUCIDAL • FUNGICIDAL • TUBERCULOCIDAL\*\* • PSEUDOMONICIDAL  
 STAPHYLOCIDAL •

READY TO USE

CONTAINS BIODEGRADABLE DETERGENT

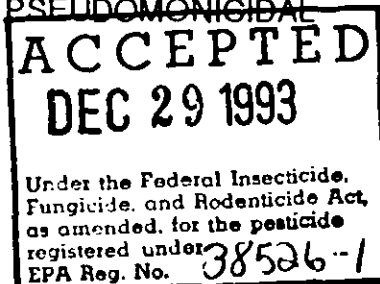
**ACTIVE INGREDIENTS:**

Diisobutylphenoxyethoxyethyl dimethyl benzyl ammonium chloride ..... 0.25%

Isopropanol ..... 15.30%

INERT INGREDIENTS ..... 84.45%

TOTAL ..... 100.00%



KEEP OUT OF REACH OF CHILDREN

**CAUTION****BEST AVAILABLE COPY****PRECAUTIONARY STATEMENTS:**

Harmful to Humans and Domestic Animals.

AVOID CONTAMINATION OF FOOD. MAY CAUSE EYE IRRITATION. AVOID DIRECT CONTACT WITH EYES. IN CASE OF DIRECT EYE CONTACT, IMMEDIATELY FLUSH EYES WITH PLENTY OF WATER FOR AT LEAST 15 MINUTES. IF IRRITATION PERSISTS, SEEK MEDICAL ATTENTION.

NET CONTENTS: 1 GALLON (NET WEIGHT 8.45 LBS)

MICRO-ASEPTIC PRODUCTS, INC.  
 887 E. WILMETTE ROAD • PALATINE, IL 60067 USA

EPA REG. NO. 38526-1 EPA EST. NO. 39234-WV-001 REORDER NO: CO4-128

(LEFT PANEL)

# CAVICIDE

- NON STAINING
- NON CORROSIVE
- NON IRRITATING
- NO DILUTION
- READY TO USE
- NO TOXIC FUMES

## EFFECTIVE AGAINST:

- Staphylococcus aureus
- Pseudomonas aeruginosa
- Salmonella choleraesuis
- Mycobacterium tuberculosis var: bovis (BCG)\*\*
- Trichophyton mentagrophytes
- Aspergillus niger
- Herpes simplex virus type 1 and 2 \*
- Poliovirus type 1 and 2 \*
- Coxsackievirus \*
- Human Immunodeficiency Virus (HIV-1) (AIDS virus) \*
- Mold and Mildew

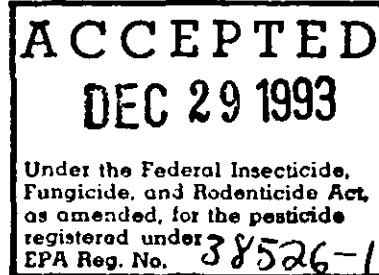
( \* on inanimate surfaces)

(\*\* in ten minutes at room temperature (20°C) )

**DIRECTIONS FOR USE:** It is a violation of U.S. Federal law to use this product in a manner inconsistent with its labeling.

## DESCRIPTION:

Cavicide is a multi-purpose, broad spectrum, ready to use, highly effective cleaner and disinfectant for use on the surfaces of inanimate objects. It is especially useful in hospital operating rooms, emergency departments, isolation areas, neonatal units, dental operatories, surgical suites, animal care facilities, beauty salons, salon settings, manicure salons, skin care salons, barber shops, bathrooms, tanning salons, out-patient, surgical centers, daycare centers, schools, ambulances, police and fire vehicles, jails, prisons, morgues, patient care areas, laboratories, food preparation areas, storage areas, health club facilities, and other critical care areas where environmental infection control and the control of cross contamination is important.



BEST AVAILABLE COPY

Safe for cleaning/decontamination of delicate medical/dental/surgical/salon/ environmental/equipment/implements and instrumentation. Cavicide will effectively clean and disinfect, when used as directed, such items as: infant incubators and bassinets, infant care cribs and warmers, oxygen hoods, anesthesia and respiratory therapy equipment, operating room tables and lights, laboratory equipment and surfaces, physical therapy equipment, neck brace appliances and cervical collars, whirlpool tanks, hydro-therapy equipment and tanks, stretchers, mayo stands, counter tops, toilets, sinks, refrigerator units, floors, walls, handrails, door knobs, bed railings, bathing units, bath tubs, shower stalls, cabinets, shampoo bowls, manicure tables, chairs, workstations, tanning beds, hair dryers, telephones, diaper changing stations, baby cribs, hair clippers, shears, razors, hair cutting implements, clipper blades, salon surfaces, scissors, combs, brushes, manicure implements, washable nail files, hair rollers, animal cages, veterinary care surfaces, dental handpieces, dental countertops, dental chairs, unit stools, light lense covers, curing lights, Panoramic bite blocks, pliers, impression materials ( hard rubber, condensation silicone and vinyl polysilicones), dentures and other inanimate surfaces, including those made of plastics (such as: polycarbonate, polyvinylchloride, polypropylene and polystyrene), non-porous vinyl and upholstery, stainless steel, painted surfaces, plexiglas, glass, and other hard non-porous surfaces.

#### **APPLICATIONS:**

**SURFACES:** (Where appropriate, follow Universal Precautions.)

**ACCEPTED**

**DEC 29 1993**

Under the Federal Insecticide,  
Fungicide, and Rodenticide Act,  
as amended, for the pesticide  
registered under  
EPA Reg. No. 38526-1

#### **For pre-cleaning visibly soiled medical equipment and other surfaces prior to disinfection:**

- Apply Cavicide directly to surface. Allow to remain wet for about 30 seconds. Wipe surface clean using a clean paper or cloth towel or rinse surface and either wipe dry or allow to air dry. Discard dirty towel.

#### **For disinfecting medical equipment and other surfaces:**

- Spray/apply Cavicide to directly surface, thoroughly wetting area to be disinfected. (Visibly soiled surfaces should be first pre-cleaned.) Allow surface to remain wet for 2 minutes. ( **FOR TUBERCULOCIDAL ACTIVITY:** Allow surface to remain wet for 10 minutes at room temperature (20°C).) Follow by wiping surface with a fresh, clean, paper or cloth towel; or rinse and either allow surface to air dry or wipe rinsed surface dry using a fresh, clean, paper or cloth towel. Discard towel.

- Cavicide completely inactivates the HIV-1 (AIDS virus) on hard, non-porous surfaces in the presence of a moderate amount of organic soil (5% blood serum) with a contact time of 2 minutes at room temperature (20 -25°C).

436

**INSTRUMENT/IMPLEMENT CLEANING INSTRUCTIONS:** (Where appropriate, follow Universal Precautions.)

**For use as pre-soak/pre-cleaning solution:**

- Fill appropriate size container with a sufficient amount of Cavicide so as to allow for complete submersion of instruments/objects. Place objects into Cavicide solution, cover and allow to soak prior to transporting and/or cleaning. Rinse thoroughly. Change solution daily or more often as needed if the solution becomes diluted or visibly soiled.

**For use as an instrument pre-clean/pre-transport spray:**

- Place instruments onto or into a suitable container. Without handling instruments, thoroughly spray Cavicide solution onto instruments so as to thoroughly wet all exposed surfaces. Cover instruments and transport to appropriate cleaning area. Rinse instruments prior to routine cleaning process.

**For use as an instrument ultrasonic cleaning solution:**

- Thoroughly rinse objects under running water to remove visible gross debris. Add 1 part Cavicide to 3 parts water in ultrasonic unit, immerse instruments into mixed solution and activate ultrasonic unit for 10 minutes or longer if necessary. Remove objects and rinse thoroughly. Change solution as needed.

**For use as a manual cleaner:**

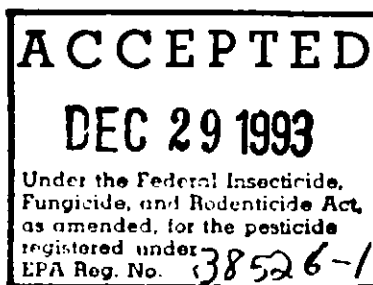
- Rinse dirty objects under running tap water to remove visible gross debris. Place pre-rinsed objects into a solution of 1 part Cavicide to 3 parts ordinary tap water. Scrub objects using a stiff bristle brush. (Objects should be submerged as scrubbed.) Rinse thoroughly. Change solution as needed.

**For use on hair clippers, shears, barber implements:**

- While the clipper is running, hold it in the downward position and spray undiluted Cavicide directly onto the blades two or three times so as to thoroughly wet the blades. (Avoid getting the spray on the clipper case or allowing it to run into the inside of the clipper housing.) Allow to remain wet for 2 minutes before wiping dry with a clean, soft cloth. Lubricate as per clipper manufacturer's instructions.

**For cleaning salon implements:**

- First, spray object using a pump spray bottle of Cavicide. Scrub/wipe away visible debris using a soft bristle brush or soft cloth. Immerse implements into an undiluted solution of Cavicide for 10 minutes at room temperature (69°F). Remove and wipe dry. No rinsing is necessary. Change solution weekly or more often if solution becomes visibly soiled.



**BEST AVAILABLE COPY**

5. 1. 6

## **INSTRUMENT/IMPLEMENT/SMALL OBJECT DISINFECTION INSTRUCTIONS:**

(Where appropriate, follow Universal Precautions)

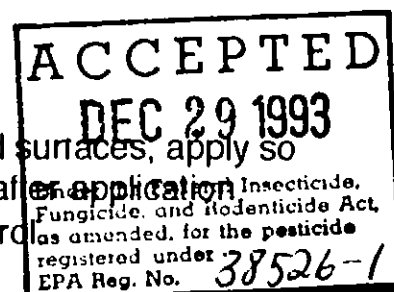
### **For disinfection of pre-cleaned instruments/objects:**

- Instruments/objects must be thoroughly pre-cleaned to remove excess organic debris, rinsed and then rough dried. (Clean and rinse the lumens of hollow instruments before filling with solution or before immersion.) Immerse instruments/objects into Cavicide solution and allow to remain submerged for 10 minutes at room temperature (20°C) for tuberculocidal kill. Remove and rinse or wipe dry prior to use. Change solution daily or more often as needed if the solution becomes diluted or visibly soiled.

### **For disinfection of pre-cleaned instruments/objects in ultrasonic units:**

- Instruments/objects must be thoroughly pre-cleaned to remove excess organic debris, rinsed and rough dried. (Clean and rinse the lumens of hollow instruments before filling with solution or before immersion.) Immerse pre-cleaned instruments/objects into undiluted Cavicide solution and activate ultrasonic unit for 10 minutes. Remove and rinse or wipe dry prior to use. Change solution daily or more often as needed if the solution becomes diluted or visibly soiled.

**MOLD AND MILDEW:** To control mold and mildew on clean, hard surfaces, apply so as to wet entire surface thoroughly with Cavicide. Allow to air dry after application. Repeat application in seven days or as necessary to maintain control.



**CAVICIDE EFFECTIVELY KILLS HIV ON PRECLEANED ENVIRONMENTAL SURFACE OBJECTS PREVIOUSLY SOILED WITH BLOOD/BODY FLUIDS IN HEALTH-CARE SETTINGS OR OTHER SETTINGS IN WHICH THERE IS AN EXPECTED LIKELIHOOD OF SOILING OF INANIMATE SURFACES/OBJECTS WITH BLOOD/BODY FLUIDS, AND IN WHICH THE SURFACES/OBJECTS CAN BE ASSOCIATED WITH THE POTENTIAL FOR TRANSMISSION OF HUMAN IMMUNODEFICIENCY VIRUS TYPE 1 (HIV-1) (ASSOCIATED WITH AIDS).**

### **SPECIAL INSTRUCTIONS FOR CLEANING AND DECONTAMINATION AGAINST HIV-1 (HUMAN IMMUNODEFICIENCY VIRUS OR AIDS VIRUS) OF SURFACES/OBJECTS SOILED WITH BLOOD/BODY FLUID:**

**Personal Protection:** Wear appropriate barrier protection such as latex gloves, gowns, masks or eye coverings.

**Cleaning Procedure:** Blood and other bodily fluids must be thoroughly cleaned from surfaces and objects before disinfection with Cavicide.

**Contact Time:** While the HIV-1 virus is inactivated in 2 minutes, use the recommended contact time for the disinfection of other organisms listed on this label.

**BEST AVAILABLE COPY**

636

**Infectious Materials Disposal:** Cleaning materials used that may contain blood or other bodily fluids should be autoclaved and/or disposed of in accordance with local regulations for infectious materials disposal.

For product information, please contact our technical service department at 1-800-536-4129 (TOLL FREE).

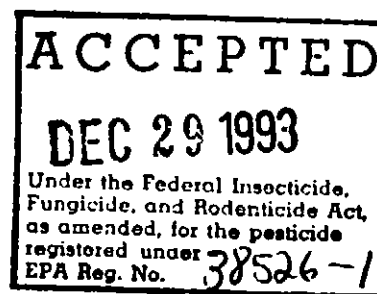
This product is not to be used (as a disinfectant) on any surface or instrument that (1.) is introduced directly into the human body, either into or in contact with the bloodstream or normally sterile areas of the body, or (2.) contacts intact mucous membranes but which does not ordinarily penetrate the blood barrier or otherwise enter normally sterile areas of the body.

**STORAGE:** Store in a cool place.

**PESTICIDE DISPOSAL:** Dilute with water. Dispose of in ordinary sanitary sewer.

**CONTAINER DISPOSAL:** Do not reuse empty container. Wrap empty container and place into ordinary trash receptacle.

1 Cavicide spray bottles are refillable.



Revised 11/3/93.