

Right Panel (Master Label)

GENERAL INSTITUTIONAL MAINTENANCE

To disinfect walls, floors, and other hard surfaces, mop or wipe clean with ready to use Cavicide^(R), wetting the entire surface thoroughly for at least 10 minutes and allow to air dry. Prepare fresh solution for each use

MOLD AND MILDEW

To control mold and mildew on clean hard surfaces, mop and wipe to wet surface thoroughly with Cavicide^(R). Allow to air dry after application. Repeat application in seven days or as necessary to maintain control.

HEAVY SOILS

Surfaces contaminated with bacterial growth supporting media, such as food stuffs, blood, exudates, vomitus, or fecal matter, should be scrubbed thoroughly with ready to use Cavicide^(R) until free of all visible deposits. Cleaned surfaces should be immersed in a fresh solution of Cavicide^(R) for 10 minutes. Allow to air dry

FOOD CONTACT SURFACES

CLEANING: Contaminated food contact surfaces should be free from bacteria growth supporting media then thoroughly scrubbed and rinsed with Cavicide^(R).

DISINFECTING Pre-cleaned surfaces or food contact items such as, eating utensils, drinking glasses, beer mugs, plates, pots, pans, cutting boards, and bread boxes must be immersed or thoroughly wetted with Cavicide^(R) for 10 minutes and allowed to air dry (virucidal against Herpes Simplex I and II in 30 seconds at 25°C). Rinse with hot water of drinking quality before reuse

DEODORIZING:

When used as directed, ready to use Cavicide^(R) removes odorous contaminants, reduces odor-causing bacteria, and provides sanitizing action and a pleasant mint aroma. See left panel for use directions.

PRECAUTIONARY STATEMENTS

Hazard to Humans and Domestic Animals

CAUTION

STATEMENT OF PRACTICAL TREATMENT

KEEP OUT OF REACH OF CHILDREN. MAY CAUSE EYE AND SKIN IRRITATION. AVOID CONTACT WITH EYES AND
AVOID CONTAMINATION WITH FOOD. IN CASE OF EYE CONTACT, IMMEDIATELY FLUSH
EYES WITH PLENTY OF WATER FOR AT LEAST 15 MINUTES.

STORAGE AND DISPOSAL

Pesticide Disposal Store in a cool place. Do not reuse empty container. Wrap container and put in trash.

BEST AVAILABLE COPY

Front Panel (Master Label)

CAVICIDE (R)

DISINFECTANT-CLEANER-BACTERICIDE
FUNGICIDE-VIRUCIDE * -TUBERCULOCIDE

Ready to use

ACTIVE INGREDIENTS:

Diisobutylphenoxyethoxyethyl dimethyl benzyl ammonium chloride.....	0.25%
Isopropanol.....	15.30%
INERT INGREDIENTS.....	84.45%
Total	100.00%

CONTAINS BIODEGRADABLE DETERGENT
KEEP OUT OF REACH OF CHILDREN
CAUTION

See side panel for additional precautionary statements


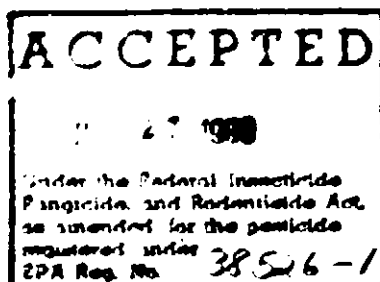
NET CONTENTS:

MICROBIOLOGY PRODUCTS CORP.

115 Churchcroft Lane
Williamsville, N. Y. 14221
(716) 633-8081

1 GALLON

EPA REG. NO. 38526-1
(also distributed in 22 oz size)

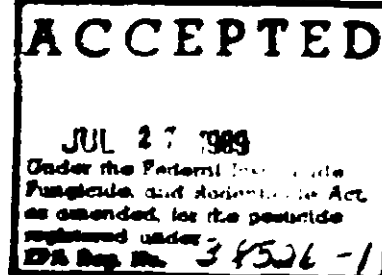


Left Panel (Master Label)

CAVICIDE^(R)

DISINFECTANT-CLEANER Ready to use
BACTERICIDAL-FUNGICIDAL
VIRUCIDAL -TUBERCULOCIDAL

KILLS *Pseudomonas aeruginosa*
Staphylococcus aureus
Trichophyton mentagrophytes
Herpes Simplex virus I and II
Mycobacterium tuberculosis Var Bovis 301
Destroys mold and mildew



APPLICATION

Abroad spectrum germicidal cleansing agent for hard surfaces including glass, ceramic tile, stainless steel, painted surfaces, and floors. Use in all areas of the Hospital, Nursing Homes, Medical and Dental Offices, Veterinary Clinics, Hotels, Motels and Schools. Leaves an invisible film and a sparkling clear finish. Especially effective in critical isolation sections.

DIRECTIONS FOR USE

It is a violation of U.S. Federal law to use this product in a manner inconsistent with its labeling.

MEDICAL AND DENTAL OFFICES

CLEANING: Submerge instruments to be cleaned and disinfected into a suitable cleaning tray of Cavicide^(R). Use a firm bristle brush to thoroughly loosen and remove all visible debris. Rinse and transfer to drying area.

DISINFECTING: Using a suitable disinfectant tray, add sufficient ready to use Cavicide^(R) to cover such dental tools as: Saliva ejector, extraction instruments, "Cavity Prep" tools and cutting instruments, and medical instruments such as thermometers, cutting instruments, retractors, hemostats, Kelly clamps, glass syringes and similar Cavicide^(R) cleaned instruments to be disinfected. Let soak 10 minutes or more (virucidal against Herpes Simplex I and II in 30 seconds at 25°C). When ready to use, remove, rinse under tap and use immediately. Change solution daily or more often as soil or dilution becomes apparent.

USE IN SHARPS DISPOSAL CONTAINER

In order to reduce the level of contamination and aid in the sanitary disposal of syringes, needles, blades and other items no longer useable, fill sharps container to fill mark with Cavicide^(R) ready to use solution. Dispose of above items by dropping into sharps container as required.

BEST AVAILABLE COPY