

CENTURION 21

BACTERIOSTATIC
WATER FILTER UNIT

EPA Est. No. 38055-OH-1
EPA Reg. No. 38055-1

NET CONTENTS:
1 BACTERIOSTATIC
WATER FILTER UNIT

ACTIVE INGREDIENT
METALLIC SILVER 1.05%
INERT INGREDIENT
ACTIVATED CARBON 98.95%

READ ENCLOSED
DIRECTIONS
CAREFULLY

CAUTION: Keep Out of
Reach of Children

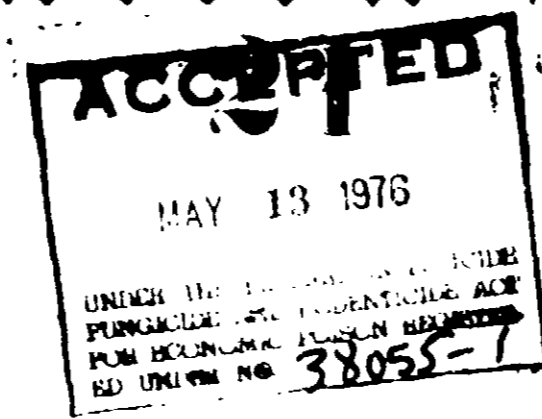
Manufactured By:
International Water
Systems, Inc.,
6497 Proprietors Rd.
Worthington, Ohio 43085

Area Code: 614
885-7768


ACCEPTED
MAY 13 1976
UNDER THE
PURCHASE
FOR THE
EPA REG. NO. 38055-1

UNDER THE
PURCHASE
FOR THE
EPA REG. NO. 38055-1

Centurion®



EPA REG. NO. 38055-1
EPA EST. NO. 38055-OH-1



Manufactured By:
International Water Systems, Inc.
6497 Proprietors Rd.
Worthington, Ohio 43085
Area Code (614) 885-7768

CENTURION 21 Bacteriostatic Water Filter Unit

"This product has been thoroughly tested for a 3000 gallonage to insure that the silver concentration in the treated drinking water will never exceed the maximum level of 50 parts per billion allowed for potable water."

Compact

To be installed in Homes and Condominiums. The Centurion 21 Bacteriostatic Water Filter Unit is small enough to fit under most kitchen and bathroom sinks, without interfering with valuable storage space.

Economical

The Centurion 21 is capable of treating 4 gallons of water for drinking and cooking daily for 2 years, before the gallonage limitation has been reached and the filter cartridge must be replaced. An inexpensive refill cartridge is available.

Improves The Taste

of Coffee, tea, frozen juices, ice cubes, mixed drinks . . . anything you have been making with tap water. Even the foods you have been cooking in tap water will taste better.

Removes Bad Tasting Substances

Takes out foreign substances such as algae, rust and sediment for better tasting water.

Maintenance

No Moving Parts, No Internal Metal Parts to Rust or Corrode.

Convenient

Shipped Complete
No Addition of Chemicals Needed

The Centurion 21 Bacteriostatic Water Filter Unit is for use on Municipal Tap Water.

SPECIFICATIONS

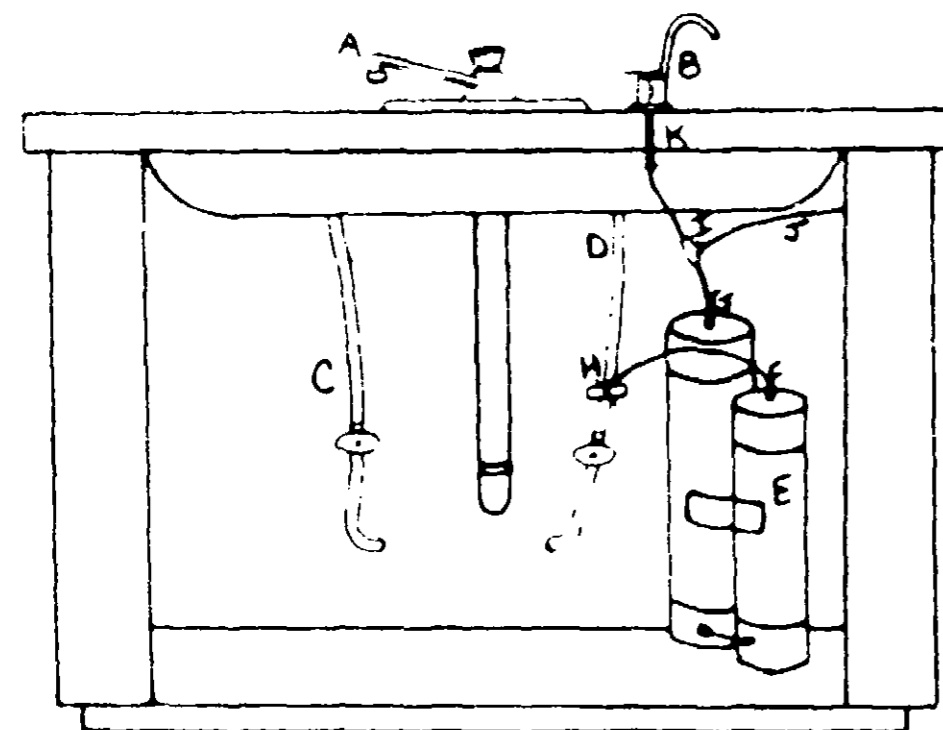
CENTURION 21 BACTERIOSTATIC WATER FILTER UNIT

Flow Rate (Maximum)	1.0 gpm
Operating Pressure	40 to 100 psi
Hy-Pure Filtering Media	Approx. 2 . lbs.
Unit Dimensions	4" x 8" x 22"
Cylinder Material	ABS Plastic
Faucet	03
Valve Self Tapping	Saddle Valve

Under Counter Space Required	4' x 8
Shipping Weight	14 Lbs

No Moving Parts
 No Addition of Chemicals Needed
 Uses No Electricity

Can Accommodate Ice makers and Other Appliances Requiring Clear Water
 Requires No Counter Space
 Warranty: One Year Workmanship and Materials
 Shipped Absolutely Complete and Ready to Install



- A. Faucet
- B. Unit Faucet
- C. Hot Water Line
- D. Cold Water Line
- E. Water Unit
- F. Tap Water Inlet
- G. Treated Water Outlet
- H. Self Tapping Valve
- I. T-Fitting
- J. Treated Water to Icemaker
- K. Faucet Fitting

NOTE! Further Instructions Enclosed With Unit

EXACTLY WHAT WILL THE CENTURION 21 BACTERIOSTATIC WATER FILTER DO to My Drinking Water?

When the tap water enters the system, it passes through a series of conventional filters, which remove sediment and suspended material; it is then sifted through an activated carbon bed. The tap water is then transferred to a special holding tank where the silver-ion completes itself after which it is delivered through the special drinking water tap. (the purpose of the silver-ion is to inhibit proliferation of bacteria within the unit.)

EPA REG. NO 38055-1
 EPA EST. NO 38055-OH-1

To Change Filter Cartridge
 or
 Any Service Problems


Please contact your local representative
 or
 Call Area Code: 614 885-7768
 or
 Write to: International Water Systems, Inc.
 6497 Proprietors Rd.
 Worthington, Ohio 43085

OWNER'S WARRANTY REGISTRATION CARD CENTURION 21 BACTERIOSTATIC WATER FILTER UNIT (Mail within 10 Days of Installation)

Owner's Name _____ Phone _____
 Address _____ City _____ St. _____
 Date Installed _____ No. in Household _____
 Number of sinks in House _____ Location of Unit _____
 Where Purchased _____ Price _____
 Date _____ Installed by _____

Returning this card will assure you of notification of when to replace the Centurion 21 Bacteriostatic Water Filter Unit Cartridge.

(The total life of the unit cartridge is up to 3000 gallons of water, depending upon the quality and clarity of the tap water being processed. The unit cartridge is capable of treating 4 gallons of water for drinking and cooking daily for 2 years before the gallonage limitation has been reached and the Centurion 21 Bacteriostatic Water Filter Unit Cartridge must be replaced.)



OWNER'S

MANUAL



WARRANTY,

SPECIFICATIONS,

AND

INSTALLATION

INSTRUCTIONS

Place
Stamp
Here

International Water Systems, Inc.
Plant and Executive Offices
6497 Proprietors Rd.
Worthington, Ohio
43085

INSTALLATION INSTRUCTIONS

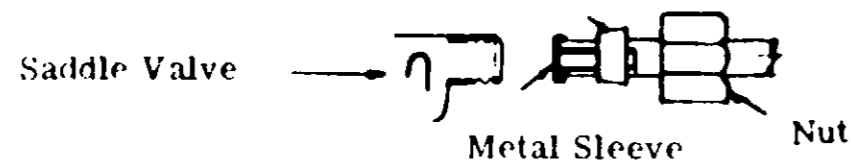
GENERAL CLASSIFICATION

It is a violation of Federal law to use this product in a manner inconsistent with its labeling.

1. Tap water inlet is always on the smaller tank.
2. Unpack the unit faucet, saddle valve, tubing and fittings.
3. Locate the unit under the sink toward the rear.
4. Turn off the tap water supply under the sink and attach the saddle valve as follows:

Before mounting valve make sure piercing point does not project past the rubber gasket. Do not turn handle before or while mounting valve.
FOR 3/8 O.D. Tubing: Assemble bracket with side projection holding the tubing to prevent distortion.
FOR 1/2 O.D. or larger tubing: Assemble with "V" side of bracket against the tubing. Clamp valve firmly and evenly onto tubing-do not over tighten!
FOR STEEL OR BRASS PIPE: Hand drill 3/16 hole in pipe and clamp valve so that piercing lance fits directly over hole.

5. Cut the tubing provided approximately in half. Loosen the nut on the saddle valve and place on one end of the plastic tubing. Next, place the plastic sleeve with the smaller cone diameter facing forward, insert the metal sleeve inside the tubing and pull the plastic sleeve over the tubing and metal sleeve to within 1/4" of the end. Tighten the nut carefully until it is snug.



When using copper tubing, use the metal ring that comes with the saddle-valve.



Metal Ring

6. Now push the other end of the tubing into the inlet fitting on the unit and tighten until snug. (The same procedure applies for plastic or copper tubing.)
7. Locate a position 1-2 inches back on the sink for the faucet. Make sure there are no obstructions underneath your location. Make sure the faucet swing does not interfere. Drill 1/2 D. hole through the sink, tighten the nut and washers from the underneath leaving the rubber grommet on top. Have someone hold the faucet in position while you tighten it.
8. Attach the plastic tubing as in 5. The nuts and ferrules from the faucet and valve are not interchangeable with those on the unit.
9. Attach the tubing as in 6 above for the treated water outlet fitting on the top of the 4" dia. tank, (or on the right side of the case if you are assembling this unit.)
10. Open valve to the faucet (up) to expel all air as the tank fills.
11. Turn the handle on the saddle valve in all the way until the pipe is punctured, unscrew and retighten to enlarge the inlet hole. Tighten nut around the valve handle by hand.
12. Next open the main valve. Run until clear (15 min.) Close the faucet and check all fittings for leaks, also turn the unit upside down and shake (do this with the water running.) This will expel air. The tiny white bubbles are air.

NOTE! Any sink can be drilled including porcelain and stainless steel. Just tape the area to be drilled to prevent chipping (scotch tape). Drill a small pilot hole first then a 1/2" dia. or larger hole.
 Ice-maker hooks into the treated water outlet hose providing the line ran under the sink previously. If not, a separate unit is required.

3 8



1 2

INTERNATIONAL WATER SYSTEMS, INC.

Warrants the Following:

The Centurion 21 Bacteriostatic Water Filter Unit will be provided free from defects in both material and workmanship. The Centurion 21 Bacteriostatic Water Filter Unit and all associated equipment furnished by the manufacturer will be unconditionally guaranteed for one year from date of receipt of owner's registration card.

This warranty is limited to the replacement of the Centurion 21 Bacteriostatic Water Filter Unit only. Due to the useage and wide variety of tap water, the life of the Centurion 21 Bacteriostatic Water Filter Unit Cartridge is not warranted.

Should a defect occur within the warranty period contact your local representative or the factory. IWS, Inc., will replace defective parts on the basis of F.O.B. manufacturers facility.

Failures due to accidents, fires, abuse or equipment misuse are not covered by this warranty. Service charge, transportation, and installation are not covered by this warranty.

This warranty is extended directly to the owner by the manufacturer and is the sole warranty applicable. Any other warranties or quarantees, oral or written, expressed or implied, are not recognized.

IMPORTANT! PLEASE NOTE!

To Validate this warranty the enclosed registration card must be completed and mailed to IWS, Inc., within 10 days of installation.