



U.S. ENVIRONMENTAL PROTECTION AGENCY

Office of Pesticide Programs
Registration Division (7505T)
1200 Pennsylvania Ave., N.W.
Washington, D.C. 20460

NOTICE OF PESTICIDE:

☒ Registration
☐ Reregistration
(under FIFRA, as amended)

EPA Reg.

Number:

36488-72

Date of Issuance:

3/21/25

Term of Issuance:

Unconditional

Name of Pesticide Product:

Dynatrap Mosquito Repellent

Name and Address of Registrant (include ZIP Code):

Woodstream Corporation
c/o Eliot Harrison
Lewis & Harrison
2461 S. Clark St., Suite 710
Arlington, VA 22202

Note: Changes in labeling differing in substance from that accepted in connection with this registration must be submitted to and accepted by the Registration Division prior to use of the label in commerce. In any correspondence on this product always refer to the above EPA registration number.

On the basis of information furnished by the registrant, the above named pesticide is hereby registered under the Federal Insecticide, Fungicide, and Rodenticide Act (FIFRA).

Registration is in no way to be construed as an endorsement or recommendation of this product by the Agency. In order to protect health and the environment, the Administrator, on his motion, may at any time suspend or cancel the registration of a pesticide in accordance with the Act. The acceptance of any name in connection with the registration of a product under this Act is not to be construed as giving the registrant a right to exclusive use of the name or to its use if it has been covered by others.

This product is unconditionally registered in accordance with FIFRA section 3(c)(5) provided that you:

1. Submit and/or cite all data required for registration/reregistration/registration review of your product when the Agency requires all registrants of similar products to submit such data.
2. The data requirements for storage stability and corrosion characteristics (Guidelines 830.6317 and 830.6320) are not satisfied. You have 18 months from the date of registration to provide these data.

Signature of Approving Official:

Jacquelyn Herrick, Product Manager 3
Invertebrate and Vertebrate Branch 1, Registration Division (7505T)

Date:

3/21/25

3. Make the following label changes before you release the product for shipment:
 - Revise the EPA Registration Number to read, "EPA Reg. No. 36488-72."
4. Submit one copy of the final printed label for the record before you release the product for shipment.

Should you wish to add/retain a reference to the company's website on your label, then please be aware that the website becomes labeling under FIFRA and is subject to review by the Agency. If the website is false or misleading, the product would be misbranded and unlawful to sell or distribute under FIFRA section 12(a)(1)(E). 40 CFR 156.10(a)(5) lists examples of statements EPA may consider false or misleading. In addition, regardless of whether a website is referenced on your product's label, claims made on the website may not substantially differ from those claims approved through the registration process. Therefore, should the Agency find or if it is brought to our attention that a website contains false or misleading statements or claims substantially differing from the EPA approved registration, the website will be referred to the EPA's Office of Enforcement and Compliance.

If these conditions are not complied with, the registration will be subject to cancellation in accordance with FIFRA section 6. Your release for shipment of the product constitutes acceptance of these conditions. A stamped copy of the label is enclosed for your records.

The record for this product currently contains the following CSF(s):

- Basic CSF dated 10/29/2024

If you have any questions, please contact Elizabeth Andrews at 202-566-2467 or at Andrews.Elizabeth@epa.gov.

Enclosure

[MASTER LABEL – FRONT PANEL & BEGINNING OF INSTRUCTION MANUAL]

{Italic Font and { } indicates a Note to Reviewer. See footnotes for comments on generic information that is interchangeable (LED light colors, for example)}

DYNATRAP® MOSQUITO REPELLENT

[Alternate Brand Names]

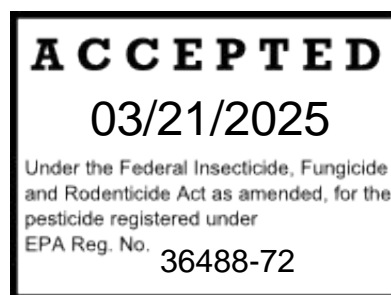
Dynatrap® Repels Mosquitoes
Dynatrap® Repels Mosquitoes Mosquito Repellent
Dynatrap® Spatial Mosquito Repellent

{Note to Reviewer - appropriate marketing verbiage, and additional graphics and/or symbols from the “Optional Claims” section may be added to the front panel}

ACTIVE INGREDIENT:

Transfluthrin 8.83%
OTHER INGREDIENTS* 91.17%
TOTAL..... 100.0%

*Contains Petroleum Distillate



KEEP OUT OF REACH OF CHILDREN

CAUTION

See [back] [and] [side] [panels] [and] [manual] for additional [precautionary statements], [first aid], [and] [directions for use]

DO NOT USE INDOORS OR IN ENCLOSED SPACES

NET CONTENTS [What's in the Box] [What's Included]:

#¹ [Rechargeable] [Spatial] Repellent Device
[16-Hour] [Cartridge] [Refill] Net Contents 8.2 grams of solution (724 mg Transfluthrin)
[48-Hour] [Cartridge] [Refill] Net Contents 23.7 grams of solution (2093 mg Transfluthrin)
[USB-C] [Charging] [Cable] [Cord]

[Lot or Batch Code or No.:] *{Note to Reviewer – lot or batch number may appear on the labeling or stamped/printed directly on the container packaging}*

¹ Note to reviewer - # placeholder indicates how many in packaging

[MASTER LABEL [BACK] [SIDE] [INSIDE] PANELS AND/OR INSTRUCTION MANUAL – PAGE 1 OF 6]

{Note to Reviewer – Pages 1-2 shall appear on the product carton and may be replicated in the Instruction Manual.}

Dynatrap® Mosquito Repellent [This product] effectively protects against mosquitoes [without sprays, odors, lotions, smoke, or flames] [that may transmit Zika, Dengue, West Nile, Chikungunya, and St. Louis Encephalitis] in a [14 ft. radius] [28 ft. [diameter] zone] [616 ft²].

PRECAUTIONARY STATEMENTS

Hazards to Humans and Domestic Animals

CAUTION

Harmful if inhaled. May cause eye irritation. Avoid contact with skin, eyes, or clothing. Wash thoroughly with soap and water after handling and before eating, drinking, chewing gum, using tobacco, or using the toilet. Remove and wash contaminated clothing before reuse.

FIRST AID	
IF INHALED	<ul style="list-style-type: none">• Move person to fresh air.• If person is not breathing, call 911 or an ambulance, then give artificial respiration, preferably mouth-to-mouth, if possible.• Call a poison control center or doctor for treatment advice.
IF IN EYES	<ul style="list-style-type: none">• Hold eye open and rinse slowly and gently with water for 15-20 minutes.• Remove contact lenses, if present, after the first 5 minutes, then continue rinsing eye.• Call a poison control center or doctor for treatment advice.
IF ON SKIN	<ul style="list-style-type: none">• Take off contaminated clothing.• Rinse skin with plenty of water for 15-20 minutes.• Call a poison control center or doctor for treatment advice.
IF SWALLOWED	<ul style="list-style-type: none">• Immediately call a poison control center or doctor. Do not induce vomiting unless told to do so by a poison control center or doctor. Do not give any liquid to the person. Do not give anything by mouth to an unconscious person.
Have the product container or label with you when calling a poison control center or doctor or going for treatment. You may also contact 1-800-1222 for emergency medical treatment information. Note to Physician: Contains petroleum distillate. Vomiting may cause aspiration pneumonia.	

ENVIRONMENTAL HAZARDS

Do Not Apply To Water.

[MASTER LABEL [BACK] [SIDE] [INSIDE] PANELS AND/OR INSTRUCTION MANUAL – PAGE 2 OF 6]

DIRECTIONS FOR USE

It is a violation of Federal law to use this product in a manner inconsistent with its labeling.

Read the instruction manual for full instructions on operating and troubleshooting the repellent device prior to use. [Save] [Keep] these instructions [for future reference].

FOR USE outdoors and in semi-enclosed areas: [yards], [patios], [decks], [porches], [gazebos], [garages], [canopied areas], [(excluding enclosed spaces such as tents)]. DO NOT use this product indoors.

STORAGE AND DISPOSAL

Do not contaminate water, food, or feed by storage and disposal of repellent cartridge.

Pesticide Storage: Store in a cool, dry place and inaccessible from children and pets. Keep cartridge tightly closed when not in use. Keep refills out of temperature extremes. [Store the device containing [lithium-ion] batteries in a cool, dry place away from heat or open flame.]

Pesticide Handling: Non-refillable container. Do not reuse or refill this container.

If empty: Place in trash or offer for recycling if available. **If partly filled:** Do not reuse empty cartridges. Do not puncture or incinerate empty cartridges. Call your local solid waste agency for disposal instructions. Never place unused product down any indoor or outdoor drain. **For unwanted device:** Place in trash or offer for recycling if available.

[**NOTICE:** Seller makes no warranty, express or implied, concerning the use and handling of this product other than as indicated on the label. To the extent consistent with applicable law, buyer assumes all risks of use and handling of this material when such use and handling are contrary to label instructions.]

[Distributed By] [Manufactured For]:

Woodstream Corporation

69 N. Locust St.

Lititz, PA 17543

1-877-403-8727

dynatrap@woodstream.freshdesk.com

www.Dynatrap.com

Marketed Exclusively by Dynamic Solutions Worldwide, LLC

EPA REG NO. 36488-XXXX

EPA EST. NO. XXXX-XXX-XXXXX

MADE IN XXXXX

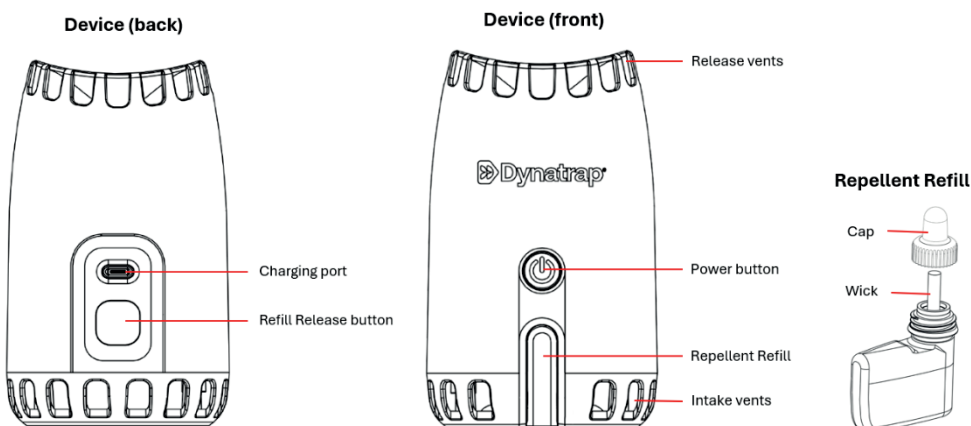
[MASTER LABEL [BACK] [SIDE] [INSIDE] PANELS AND/OR INSTRUCTION MANUAL – PAGE 3 OF 6]

*{Note to Reviewer – Pages 3-7 will appear on the Instruction Manual and may be replicated on the Product Carton. The manual will have **INSTRUCTION MANUAL** indicated}*

{Example detail list of components}

- | | |
|--|---|
| 1. Front | 12. Wick |
| 2. Back | 13. Cap |
| 3. [Repeller] [Repellent] device | 14. Charging [cable] [cord] |
| 4. [Top] [Release] [Vents] [Diffuser] | 15. Charging [power adapter] [block] |
| 5. [On/Off] [Power] [Start] [Button] [Switch] | 16. Heater |
| 6. [Repellent] [Refill] [Cartridge] | 17. Fan |
| 7. [LED] [Running] [Power] [Operation]
indicator [light] | 18. [Rechargeable] [Lithium-ion] [Li-ion]
Battery |
| 8. [USB-C] [Charging] [Charge] [Port] | 19. [Energy isolator strip] |
| 9. [LED] Charging indicator [light] | 20. [Protective [packaging] [film] [plastic]
[covering]] |
| 10. [Air] [Bottom] [Intake] vents | |
| 11. [Refill] [Repellent] [Cartridge] [Release]
[Discharge] [Eject] button | |

{Example illustration of components}



DIRECTIONS FOR USE

INSTRUCTIONS

- 1. Getting Started:** Remove [energy isolator strip] [protective] [packaging] [film] [plastic] [covering] from device. Fully charge the [repellent] [device] [battery] prior to first use. To charge, [locate] [expose] [remove charging cover] USB-C [charging port at] [back] [front] [side] [top] [bottom] [on device] [of device] [and] insert charging cable [provided] [into charging port]. Charging indicator [light] [LED] will illuminate. Remove the [charging] [cord] [cable] once [repellent] [device] is [fully] charged.

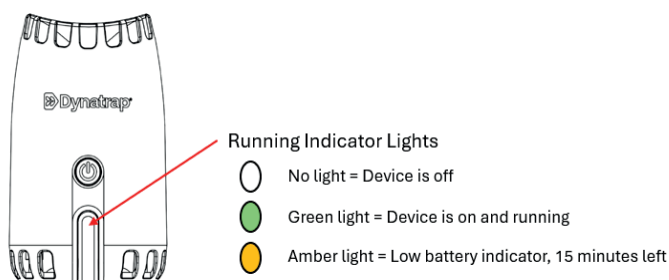
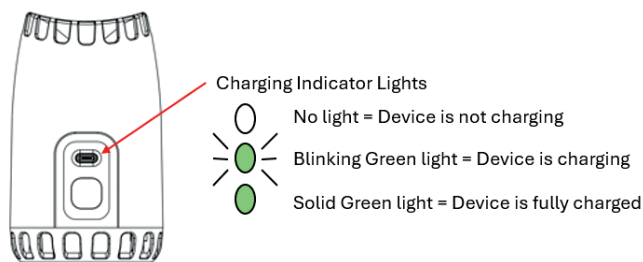
- 2. LED Indicators:**

{order is for reference only and we may use all or some}

[MASTER LABEL [BACK] [SIDE] PANELS AND/OR INSTRUCTION MANUAL – PAGE 4 OF 6]

- a. [Operation] [Power] [Running] Indicator [LED] [light[s]] [[next to] [behind] [through] [power button] [refill [cartridge]]]
 - i. [Solid] [COLOR²] [LED] [Light] – [Repellent] device is on [and] [&] [running]
 - ii. [Solid {different color}] [Flashing] [blinking] [COLOR] [LED] [Light]– Low battery indicator [Less than [#³] [minutes] [percentage] of [battery life] [operation] remains.]
 - iii. [Off] [No light] – Device is [powered] off
- b. Charging Indicator [LED[s]] [lights[s]] [next to] [surrounding] [around] [above] [below] [charging port.]
 - i. Solid [COLOR] [LED] [Light]– [Repellent] device is [fully] charged [and ready for use.]
 - ii. [Solid] [Flashing] [blinking] [COLOR] [LED] [Light]– [repellent] device is charging
 - iii. [Off] [no light] – [repellent] device is not charging no charging cable detected

{Example Illustrations}



HOW TO USE:

{order is for reference only and we may use all or some}

1. Only use Dynatrap Mosquito Repellent [cartridges] [refills] with this device.
2. Ensure device is [fully] charged [and place in an appropriate outdoor [or semi-enclosed] area].
3. [Remove] [Unscrew] [the] cap from [refill] [cartridge]. [Save the cap for storage when the [repellent] [device] [refill] is not in use.]
4. Lift the [repellent] [device] [so the bottom is visible].
5. [Gently] insert [refill] [cartridge] from the bottom, [up into repellent device,] [ensuring wick is free from any obstructions.] It will [click] [snap] [set] into place.
6. Press [and hold] power button [for [#] second[s]] to turn on [repellent] [device]. [The] [Solid] [COLOR] [power] [operating] [running] indicator [LED] [light] will illuminate when on & operating.

² Note to Reviewer – “COLOR” will be replaced with the color used to perform the indicated function. Color list for LED lights: white, red, orange, amber, yellow, green, blue, purple

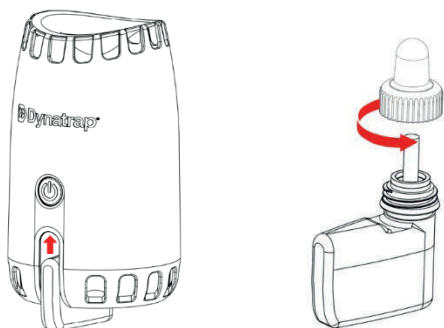
³ Note to Reviewer - # symbol will be replaced with appropriate time until end of battery life

[MASTER LABEL [BACK] [SIDE] PANELS AND/OR INSTRUCTION MANUAL – PAGE 5 OF 6]

7. It will take up to 15 minutes*** to achieve [mosquito] protection within [the 28 ft. [diameter] [protection]] [616ft²] [14 ft. radius] [zone].
8. Press [and hold] power button [for [#] second[s]] to turn off the [repellent] [device]. [No light will illuminate when turned off]. [The [repellent] device will shut down and the [operating] [power] indicator [LED] [light] will turn off].
9. [Lift the device and] Remove refill cartridge [in a downward motion] [by pressing [and holding] the [refill] [eject] [release] button [at] [back] [front] [side] [of device] [and] [by] pulling the [cartridge] [refill] down [gently]]
 1. When the liquid level is [low] [empty] [no longer visible] [through the [translucent] [transparent] [refill] [cartridge]], it's time to replace the cartridge.
 2. When [the] [device] [cartridge] [repellent] [refill] is not in use, replace cap for storage.

***It takes 15 minutes to achieve zone of protection

{Example Illustrations}



DEVICE PLACEMENT:

{order is for reference only and we may use all or some}

1. Place repellent device at the center of the [desired] [protection] [area] [maximum protection area] [14 ft. radius] [28 ft. [diameter]] [616ft²] [zone] [space].
2. Place repellent device on level surface 30 inches above the ground with no obstruction to the vents.
3. If it is windy, place the [repellent] [device] upwind of where you are sitting.
4. Only use Dynatrap Mosquito Repellent outdoors and in semi-enclosed areas such as porches, desks, gazebos, garages, and canopied areas (excluding enclosed spaces such as tents).

CARE & STORAGE

{order is for reference only and we may use all or some}

1. Do not store with battery fully discharged for extended periods of time. Batteries should be charged at least once every [#] month[s] during storage.
2. Dirt, debris, or condensation may build up on your [repellent] [device]. Gently wipe away with a damp towel.
3. Do not expose the [repellent] [device] to [rain] [precipitation] [standing water] [or submerge in water].

[MASTER LABEL [BACK] [SIDE] PANELS AND/OR INSTRUCTION MANUAL – PAGE 6 OF 6]

4. Do not [attempt to] open [the] device.
5. Store indoors when not in use.
6. Allow 5 minutes for the [repellent] [device] to cool down [after use]. Remove [repellent] [refill] [cartridge] and replace cap before storing indoors.

TROUBLESHOOTING:

{order is for reference only and we may use all or some}

1. If the [repellent] [device] [operation] [power] [running] indicator [LED] [light] will not turn on:
 - a. Charge the battery. The [repellent] device will not turn on if the battery is too low.
2. If mosquitoes continue to bother you after 15 minutes:
 - a. Check that the device is on. The [operation] [power] [running] indicator [LED] [light] should be on.
 - b. Confirm that the [refill] [cartridge] has repellent. [Replace with a new [refill] [cartridge] when the level gets low.]
 - c. Make sure the wick is not damaged or missing.
 - d. Make sure the [repellent] [device] is [within] 14 ft [radius] from you.
 - e. Allow the [repellent] [device] to run for 15 minutes.
3. If the [repellent] [refill] [cartridge] will not release from [repellent] [device]:
 - a. Press [and hold] the [eject] [release] button [at back of device] and [gently] pull down on [repellent] [refill] [cartridge]. [You may need to [gently] shift the [refill] [cartridge] back and forth if debris has built up].

IMPORTANT SAFETY INFORMATION. READ CAREFULLY BEFORE USE.

NOTICE: This product contains a lithium-ion battery which is subject to certain transport restrictions. Inspect the product's packaging prior to transport. Do not transport this product if the component housing the battery is damaged. When using rechargeable battery-operated products, basic precautions should always be taken.

To reduce the risk of injury, close supervision is necessary when a product is used near children. **KEEP OUT OF REACH OF CHILDREN. DO NOT** put fingers, hands, metal, or other foreign objects in the product. Do not remove the battery from the equipment housing.

Do not store with battery completely discharged for extended periods of time. Batteries should be charged at least once every 3 months during storage. Battery should be discharged and charged after being stored for more than a year to maintain optimal battery capacity. The battery should be stored at room temperature in a dry location and should not be placed, charged, or stored in high-temperature locations. Exposure of the battery or device to fire or temperatures above 130°C/265°F may cause an explosion. Only use with battery charger supplied in a properly functional electrical outlet. Charging should be performed at a temperature between 40°F and 110°F. Charging improperly or at temperatures outside of the specified range may damage the battery and increase the risk of fire. Recharge only with a USB-C Listed/Certified Class 2 Power unit charger marked 5V DC-3A.

If any leaks, odors, or deformities are noticed in the structure housing the battery, immediately discontinue use and dispose of safely. Do not expose the device to water or otherwise allow the device to get wet. Do not modify or attempt to repair the device.

For service, contact Woodstream Corporation. **USE ONLY** Woodstream Corporation Dynatrap Mosquito Repellent Refills.

[MASTER LABEL – INDIVIDUAL CARTRIDGE LABEL – PAGE 1 OF 1]

{Minimal space on cartridge – bracketed language will be optional depending on space}

DYNATRAP® MOSQUITO REPELLENT

[ACTIVE INGREDIENT:]

Transfluthrin 8.83%

[OTHER INGREDIENTS* 91.17%]

[TOTAL..... 100.0%]

KEEP OUT OF REACH OF CHILDREN

CAUTION

See Precautions

EPA Reg. No. 36488-XX

[EPA Est. No. XXXXX-XXX-XXXX]

[Lot or Batch Code or No.:] {Note to Reviewer – lot or batch number may appear on the labeling or stamped/printed directly on the container packaging}

[MASTER LABEL – OPTIONAL CLAIMS – PAGE 1 OF 5]

{Instructions, steps, sub-bullets, claims, and list markers used throughout as appropriate. May appear on product carton or manual. Product illustration components may be added with claims as appropriate}

{Repellency claims}

- Repel[s] [mosquitoes] [without spray] [without [strong] odor]
- Keep[s] mosquitoes away [without spray]
- Zone* Mosquito Repellent
- Mosquito [Repellent] [Protection] Zone* Effective [mosquito repellent]
- Effectively repel[s] mosquitoes
- Maximum Mosquito Protection
- Creates [Provides] a [silent], [invisible] [28 ft diameter] area* [zone*] of protection [against mosquitoes] *{area qualifier to be used if area is not specified in claim}*
- The repellent creates a [28-foot [diameter]] [28 ft. diameter] [no-mosquito] [protective] zone*, [free from mosquitoes] [to effectively repel mosquitoes]
- Covers 616 ft²
- [mosquito] protection
- 28 ft. [diameter] zone of protection
- 28 ft. [diameter] [mosquito] [free] [protection] [zone]
- 28 ft. [diameter] zone [mosquito] [protection]
- [Each] Refill lasts [16] [48] hours
- Repels mosquitoes for [16] [48] hours [each] [cartridge] [refill]
- [# *{of refills included in package}*] pack refill
- [includes] [16] [48] Hour refill [included]
- Includes [# *{of refills included in package}*] [repellent] [refill] [cartridge[s]] lasting [[16] [48] hours] each
- [16 hours] [48 hours] of mosquito freedom per [cartridge] [refill]
- [16] [48] [total] [mosquito] protection hours
- Hours of mosquito protection**
- Provides protection within 15 minutes*** [of use]
- On Demand Mosquito Protection
- In [15] minutes*** mosquitoes disappear
- Starts to work in [15] minutes***
- Mosquito protection within 15 minutes*** [of use]
- Starts [protecting] [working] within [15] minutes*** [of use]
- Protects within 15 minutes***
- Repels [mosquitoes] in 15 minutes***

Qualifiers

* [covers] 28 ft diameter *or-* 616 ft² [zone or protection]

**[16] [48] hours per [cartridge] [refill]

***It takes 15 minutes to achieve zone of protection

[MASTER LABEL – OPTIONAL CLAIMS – PAGE 2 OF 5]

- [15] Minutes*** away from mosquito protection
- [Create] [your] mosquito-free [zone] [in minutes***]
- Mosquito protection***
- Noticeable results [***] [in 15 minutes]
- Activated Repellent forms [a] zone of protection*
- [In minutes***] Forms [a] silent [protective] zone*.
- [Contains] [our] [mosquito] Repellent [formula]
- [One] Dynatrap Mosquito Repellent protects your deck or patio, up to a [28' [diameter]] [616 ft²] zone [area].
- Place repellent devices 28 [feet][ft] ['] apart [around the area you want to protect] [to increase coverage area]
- Use additional devices in adjacent spaces to extend coverage [area*] [zone*]
- [To protect larger areas] place repellent devices 28 ft. apart [to form a perimeter of protection]
- [A] quiet, powerful fan disperses the repellent
- Repels mosquitoes that may transmit [Zika], [Dengue], [West Nile], [St. Louis Encephalitis], [Chikungunya]
- Repellent director for improved performance
- Release vents [drive] [omit] [discharge] repellent into the air to keep mosquitoes [away] [at bay]
- Dual repellency with heat & fan
- Dual repellent activation with heat [and] [&] [plus] fan
- Dual-action repelling technology
- Dual-action repelling
- Powerful [>90%] [90% +] [repel] [repellency] [rate]
- [The] rechargeable, portable, no-spray zone mosquito repellent
- [Transform] [upgrade] [evolve] [change] the way you fight mosquitoes
- Our most advanced mosquito repellent device
- Intelligent mosquito [protection] [defense]
- [Zone*] Protection [keeps mosquitoes away] [so they don't get close enough to bother you]
- [Our] [The] active ingredient targets mosquitoes in the air and won't affect [mess with] [your gear].
- Place nearby for the best protection.
- [Portable] mosquito protection, when you [need] [want] it
- Portable [mosquito protection] [[perfect] for listed [occasions] [uses]]
- Battery-powered mosquito protection
- On-the-go mosquito protection

Qualifiers

* [covers] 28 ft diameter *or*- 616 ft² [zone or protection]

**[16] [48] hours per [cartridge] [refill]

***It takes 15 minutes to achieve zone of protection

[MASTER LABEL – OPTIONAL CLAIMS – PAGE 3 OF 5]

{Education statements}

How [it] [the system] Works

- When heated, the [active ingredient] [repellent] is [emitted] [released] [diffused] into the surrounding area*. A fan pushes the repellent [further] to achieve a 28 ft diameter of coverage.
- [Heat] Activates [Diffuses] [Vaporizes] [repellent] [active ingredient] to produce an invisible [area] [zone] of protection*
- Creates an invisible zone of protection*
- Heat-activated repellent [diffuser] [cartridges][technology]
- [Device] Creates [a] [the] zone of protection*
- Continuously [releases] [diffuses] fresh repellent [to keep mosquitoes away] [to create a zone of protection*] [for up to [16] [48] hours per [cartridge] [refill]]
- [Rechargeable] Battery powered heater [continually] [activates] [releases] [diffuses] [heat activated] repellent [to maintain zone of repellent*]
- Activated repellent [keeps mosquitoes away] [creates a mosquito protection zone] [creates and maintains mosquito protection zone] [creates a zone of protection] *
- Heat-activated repellent technology [continually] creates a [continuous acting] zone of protection* from mosquitoes.
- Heat-activated repellent and powerful fan [creates a] [mosquito-free zone*] [mosquito protection zone*] [mosquito barrier*] [keep mosquitoes away]
- [Our] [convenient], [16 hour] [48 hour] [refills] [cartridges] contain heat activated repellent.
- Dynatrap Mosquito Repellent [uses] a [rechargeable] [battery-powered] heater to activate and a fan to diffuse [disperse] repellent from the [cartridges] [refill].
- The repellent [spreads] [disperses] [diffuses] [out] into the surrounding area to create a[n] [area] [zone] of protection*
- [Rechargeable] [li-ion] [lithium ion] Battery [Powers] [powered] Heater
- [Li-ion] [Lithium ion] [Powered] Heater [Heat] [Activates] [diffuses] Repellent [from the cartridge]
- [In minutes***] [Heat Activated] Repellent creates a zone of protection* [from mosquitoes]
- Power button starts the operation of your [repellent] [device]
- [Repellent] [refill] [cartridge] delivers a continuous flow of repellent [through your] [device]
- [Air] Intake vents draw air that flows upward [through your] [repellent] [device]
- The fan draws air in through the intake vents that flows upward [though your] [repellent] [device]
- Dynatrap Mosquito Repellent is an on-demand mosquito repellent device. The rechargeable battery powers the fan and heater that diffuses mosquito repellent from the repellent cartridge into the air. Turn it on and within*** 15 minutes you [will be protected] [will have protection] from mosquitoes in the [surrounding area*] [zone of protection*]. When you're finished using it, just turn it off. [Just turn it off when you're done.] [Remove cartridge at the end of the season.] [Remove cartridge when not in use.] It's that easy. [No sprays to wash off and no candles to blow out.]
- Dynatrap Mosquito Repellent creates a 28['] [foot] [ft] zone of mosquito protection. The rechargeable [Li-Ion] battery heats the [active ingredient] [repellent]. In 15 minutes, the [active ingredient] [repellent] forms [is created] a silent zone against mosquitoes.

Qualifiers

* [covers] 28 ft diameter *or*- 616 ft² [zone or protection]

**[16] [48] hours per [cartridge] [refill]

***It takes 15 minutes to achieve zone of protection

[MASTER LABEL – OPTIONAL CLAIMS – PAGE 4 OF 5]

{Non-repellency Claims}

- *{Device Colors:}* [Gray] [grey] [dark gray] [dark grey] [black] [light grey] [light gray] [blue] [dark blue] [navy blue] [green] [dark green] [forest green] [midnight] [granite] [graphite] [steel blue] [slate blue] [slate] [graphite] [burgundy]
- Push button simplicity [One button] [two buttons]
- Consistent [reliable] operation
- Does not damage plastic
- Will not Damage Fishing Lines, Plastics or other Synthetic Materials
- Will not harm gear and equipment [Will not harm plastics and fabric]
- No Smoke
- No Mess
- No strong odor
- No messy repellent on skin
- [No Mess], [no spray[s]], [no lotions], [no creams]
- Say goodbye to [sprays] [candles] [and] [torches]
- No sprays, lotions, or [smoky] [smelly] candles.
- No Candles, Torches, or Open Flames [to worry about].
- Bring on summer [nights].
- Take back your patio.
- Portable
- Rechargeable battery [lasts] [up to] X [hours]
- Battery [fully] charges in 5 hours
- [Powered by] rechargeable [lithium-ion] [li-ion] batteries
- Battery [powered] [operated]
- Repellent level indicator [window]
- Easy [& no-touch] refill experience
- No-touch refill experience
- [Easy] [Simple] to [use] [operate] [refill]
- [Liquid] [Refill] [Repellent] level indicator window
- [Convenient] refill indicator
- [Liquid] [level] [refill] [cartridge] replacement indicator [window]
- Easy one-click refill with replacement indicator
- Refill replacement indicator
- [Easy] one-click refill
- Refill with one click
- Effortless refill experience

Qualifiers

* [covers] 28 ft diameter *or*- 616 ft² [zone or protection]

**[16] [48] hours per [cartridge] [refill]

***It takes 15 minutes to achieve zone of protection

[MASTER LABEL – OPTIONAL CLAIMS – PAGE 5 OF 5]

- Soft LED light lets you know it's working
- Venting technology
- [360-degree] [targeted] release vents
- Only use Dynatrap refills
- Continued protection with [additional] refills [sold separately]
- [Stay Protected!] [Additional] [[16] [48]-hour] repellent refills sold separately.
- Dynatrap® Mosquitoes Meet Their Match
- Ideal -or- great for *select language in table below*
- Protect[s][your] *select language in table below*
- Use for your *select language in table below*

Backyard	Canopied Area	Outdoor adventure	Campsites
RV-ing	Travel	Poolside	Jobsites
Backpacking	Entertaining	Camping	Spectator Sports
Hunting	Fishing	Deck	Sporting Events
Patio	Outdoor DIY projects	Beaches	Docks
Porches	DIY	Parties/Party	Yardwork
Gazebo	Boating	Gardening	Outdoor projects
Garage	Outdoor living	Outdoor entertaining	All around outdoor use

Qualifiers

* [covers] 28 ft diameter *or*- 616 ft² [zone or protection]

**[16] [48] hours per [cartridge] [refill]

***It takes 15 minutes to achieve zone of protection

[MASTER LABEL - OPTIONAL GRAPHICS – PAGE 1 OF 2]

{Protection area graphics – other verbiage stated in claims section may be used in graphic}:



[MASTER LABEL - OPTIONAL GRAPHICS – PAGE 2 OF 2]

{Usage area infographics – may use any combination of these}:



FISHING



ENTERTAINING



CAMPING



TRAVELING



POOLSIDE



OUTDOOR ACTIVITIES



DECK & PATIO



BACKYARD



SPECTATOR EVENTS



GARDENING/YARD WORK

{Additional graphics – related to product packaging only}:

- How2Recycle graphics (examples can be found via how2recycle.info) *{Note to Reviewer – images TBD based on recyclable content of product packaging}*



- RFID graphic *{Note to Reviewer - retailers' electronic barcode symbol}*