

(Label to be printed on container of bulk package)

APICIDE

READ ENTIRE LABEL BEFORE EACH USE DIRECTIONS FOR USE

It is a violation of federal law to use this product in a manner inconsistent with its labeling. Contents may settle during storage and shipping. Shake container to loosen powder before using.

STORAGE AND DISPOSAL

Do not contaminate water, food or feed by storage or disposal.
Storage: Store only in original container, in a cool, dry, locked area inaccessible to children and pets and away from feed and foodstuffs.

Disposal: Wrap original container in several layers of newspaper and discard in trash. Do not reuse empty container.

CAUTION

KEEP OUT OF THE REACH OF CHILDREN

Precautionary Statements
Hazards to Humans and Domestic Animals

CAUTION: May be harmful if swallowed. Do not take internally. Avoid breathing dust. Avoid contact with eyes, skin or clothing. User should wash hands before eating, drinking, chewing gum, using tobacco or using the toilet. Remove clothing immediately if pesticide gets inside. Then wash thoroughly and put on clean clothing. Wash thoroughly after handling. Stand upwind while pumping APICIDE into the entrance of the colony. Do not eat any honey taken out of the wall after bees have been destroyed with APICIDE.

FIRST AID

This product is an N-methyl carbamate and is a cholinesterase inhibitor.
If Swallowed: Drink 1 or 2 glasses of water and induce vomiting by touching back of throat with finger or blunt object. Do not induce vomiting or give anything by mouth to an unconscious person. Call a physician or Poison Control Center.
If Inhaled: Remove victim to fresh air. Apply respiration if indicated. If symptoms occur get medical attention.
If in Eyes: Flush eyes for at least 15 minutes with water. Call a physician immediately.
If on Skin: Wash contaminated skin with soap and water.
Note to Physicians and Veterinarians: Carbaryl is a moderate reversible cholinesterase inhibitor. Atropine is antidotal. Do not use 2-PAM, opiates, or cholinesterase-inhibiting drugs.

ENVIRONMENTAL HAZARDS

This product is extremely toxic to aquatic and estuarine invertebrates. Do not apply directly to water or wetlands. Do not contaminate water by cleaning of equipment or disposal of wastes. This product is highly toxic to bees exposed to direct treatment or residues on blooming crops or weeds. Do apply this product or allow it to drift to blooming crops or weeds if bees are visiting the treatment area.

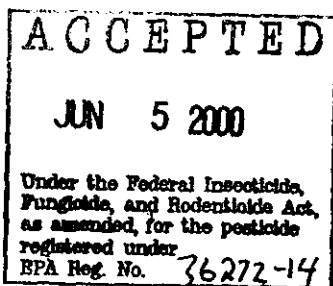
ACTIVE INGREDIENT: Carbaryl (1-naphthyl N-methylcarbamate	5%
INERT INGREDIENTS.....	95%
TOTAL	100%

Manufactured by:
MYSTIC CHEMICAL PRODUCTS CO.
3561 West 105th St. Cleveland, Ohio 44111

EPA Reg. No. 36272-14

Net Weight: 7 lbs.

EPA Est. No. 36272-OH-1



APPLICATION DIRECTIONS

For the control of nests of pest bees, wasps, yellow jackets and hornets.

Warning: Bees, wasps, yellow jackets and hornets can attack savagely. When attempting any control procedures cover exposed body parts. Wear heavy protective clothing including veil, gloves, and long sleeved coveralls. Persons who are especially sensitive to insect stings should not risk exposure by attempting control methods. Treatment is best done at dusk when activity around the nest site is at a minimum. Do not plug up or block the opening of an active nest.

Application Equipment: Use a plunger, bellows, or bulb type duster. Transfer a sufficient amount of Apicide to the duster. When treatment is completed empty contents of duster back into the original Apicide container.

Honey Bees: (Environmental Alert: Honey bees are beneficial insects and should not be indiscriminately destroyed. Control should only be done where there is an immediate threat to people and their pets or when peace of mind is required. Consider contacting an experienced beekeeper to determine if a swarm or nest of honey bees can be saved and relocated.) Locate the brood nest, or center of the colony by listening with ear to the wall (inside or outside) or use another listening device to determine where the buzzing and clicking sounds are the loudest. Drill a 1/4" hole into that section of the wall from either inside or outside and push the drill bit on through to clear a hole into the brood area. Insert the nozzle of the duster into the 1/4" hole and apply three to five ounces of dust into the brood area. Seal the drilled hole immediately after treatment with wood putty, plaster patch, or other impervious material. Allow 72 hours for Apicide to completely destroy the colony. Once the bees are killed, the wall void in which they have been nesting should be opened and the comb removed. If not, the untended honey may seep through the walls and attract other pests.

Carpenter Bees: Apply Apicide directly into the gallery entrances. Do not plug up these holes immediately. Allow the bees to pass through the entrance where they will contact the dust and distribute it into the galleries. Wait until all adult activity ceases or until autumn before sealing the hole(s). Use caulking or wood putty to seal openings and then paint, stain, or varnish wood surfaces.

Yellow Jackets: Locate the entrance hole used by these pests by observing their activity and flight patterns during the daytime. Treatment is best done at dusk or later when activity around the nest is at a minimum. Approach the opening to the nest cautiously. Use background lighting if possible. Do not hold a flashlight or spot light in your hands. Lighting should be set and focused on the nest opening from a distance and off to the side. For Void Nests in Buildings: Insert the nozzle of the duster and apply three to five ounces of Apicide into the opening. Allow 72 hours for Apicide to completely destroy the nest. After all activity has ceased, seal opening with wood putty, caulking or other impervious material.

Hornets: (Aerial Nest - tan to gray in color and are completely enclosed except for the entrance at the bottom): Locate the entrance hole used by these pests by observing their activity and flight patterns during the daytime. Treatment is best done at dusk or later when activity around the nest is at a minimum. Approach the opening to the nest cautiously. Use background lighting if possible. Do not hold a flashlight or spot light in your hands. Lighting should be set and focused on the nest opening from a distance and off to the side. Insert the nozzle of the duster into the opening at the bottom of the nest and injecting dust into the opening. Continue dispensing until most of the Apicide is injected into the opening. Allow 72 hours for Apicide to completely destroy the nest. After all activity has ceased the nest may be removed. Place nest in a plastic garbage bag and discard in the trash.

Notice: Manufacturer warrants that this product conforms to the chemical description on the label and is reasonably fit for the specific purposes referred to in the Directions for Use, subject to the inherent risks referred to above. Manufacturer makes no other express or implied warranty of fitness or merchantability nor any other express or implied warranty. In no case shall manufacturer be liable for consequential, special, or indirect damages resulting from the use, handling, or application of its product. Buyer assumes all risks of use, storage or handling of this material not in strict accordance with directions and cautions stated on this label.

FRONT PANEL

APICIDE

CAUTION
KEEP OUT OF REACH OF CHILDREN

manufactured by:

BACK PANEL

Application Directions

[Handwritten lines for application directions]

(Pamphlet label to be printed on box and included inside box with 5 oz. Container)

APICIDE

READ ENTIRE LABEL BEFORE EACH USE DIRECTIONS FOR USE

It is a violation of federal law to use this product in a manner inconsistent with its labeling. Contents may settle during storage and shipping. Shake container to loosen powder before using.

STORAGE AND DISPOSAL

Do not contaminate water, food or feed by storage or disposal.
Storage: Store only in original container, in a cool, dry, locked area inaccessible to children and pets and away from feed and foodstuffs.
Disposal: Wrap original container in several layers of newspaper and discard in trash. Do not reuse empty container.

CAUTION

KEEP OUT OF THE REACH OF CHILDREN

Precautionary Statements
Hazards to Humans and Domestic Animals

CAUTION: May be harmful if swallowed. Do not take internally. Avoid breathing dust. Avoid contact with eyes, skin or clothing. User should wash hands before eating, drinking, chewing gum, using tobacco or using the toilet. Remove clothing immediately if pesticide gets inside. Then wash thoroughly and put on clean clothing. Wash thoroughly after handling. Stand upwind while pumping APICIDE into the entrance of the colony. Do not eat any honey taken out of the wall after bees have been destroyed with APICIDE.

FIRST AID

This product is an N-methyl carbamate and is a cholinesterase inhibitor.
If Swallowed: Drink 1 or 2 glasses of water and induce vomiting by touching back of throat with finger or blunt object. Do not induce vomiting or give anything by mouth to an unconscious person. Call a physician or Poison Control Center.
If Inhaled: Remove victim to fresh air. Apply respiration if indicated. If symptoms occur get medical attention.
If in Eyes: Flush eyes for at least 15 minutes with water. Call a physician immediately.
If on Skin: Wash contaminated skin with soap and water.
Note to Physicians and Veterinarians: Carbaryl is a moderate reversible cholinesterase inhibitor. Atropine is antidotal. Do not use 2-PAM, opiates, or cholinesterase-inhibiting drugs.

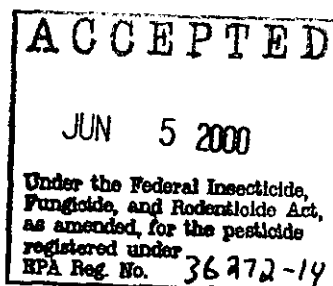
ENVIRONMENTAL HAZARDS

This product is extremely toxic to aquatic and estuarine invertebrates. Do not apply directly to water or wetlands. Do not contaminate water by cleaning of equipment or disposal of wastes. This product is highly toxic to bees exposed to direct treatment or residues on blooming crops or weeds. Do apply this product or allow it to drift to blooming crops or weeds if bees are visiting the treatment area.

ACTIVE INGREDIENT: Carbaryl (1-naphthyl N-methylcarbamate	5%
INERT INGREDIENTS.....	95%
TOTAL	100%

Manufactured by:
MYSTIC CHEMICAL PRODUCTS CO.
3561 West 105th St. Cleveland, Ohio 44111

EPA Reg. No. 36272-14 Net Weight: 5 oz. EPA Est. No. 36272-OH-1



APPLICATION DIRECTIONS

For the control of nests of pest bees, wasps, yellow jackets and hornets.

Warning: Bees, wasps, yellow jackets and hornets can attack savagely. When attempting any control procedures cover exposed body parts. Wear heavy protective clothing including veil, gloves, and long sleeved coveralls. Persons who are especially sensitive to insect stings should not risk exposure by attempting control methods. Treatment is best done at dusk when activity around the nest site is at a minimum. Do not plug up or block the opening of an active nest.


Honey Bees: (Environmental Alert: Honey bees are beneficial insects and should not be indiscriminately destroyed. Control should only be done where there is an immediate threat to people and their pets or when peace of mine is required. Consider contacting an experienced beekeeper to determine if a swarm or nest of honey bees can be saved and relocated.) Locate the brood nest, or center of the colony by listening with ear to the wall (inside or outside) or use another listening device to determine where the buzzing and clicking sounds are the loudest. Drill a 1/4" hole into that section of the wall from either inside or outside and push the drill bit through to clear a hole into the brood area. Insert the nozzle of the Apicide dispenser into the 1/4" hole and squeeze the dispenser thus injecting dust into the brood area. Continue squeezing until most of the insecticide dust is pumped into the wall cavity. Seal the drilled hole immediately after treatment with wood putty, plaster patch, or other impervious material. Allow 72 hours for Apicide to completely destroy the colony. Once the bees are killed, the wall void in which they have been nesting should be opened and the comb removed. If not, the untended honey may seep through the walls and attract other pests.

Carpenter Bees: Apply Apicide directly into the gallery entrances. Do not plug up these holes immediately. Allow the bees to pass through the entrance where they will contact the dust and distribute it into the galleries. Wait until all adult activity ceases or until autumn before sealing the hole(s). Use caulking or wood putty to seal openings and then paint, stain, or varnish wood surfaces.

Yellow Jackets: Locate the entrance hole used by these pests by observing their activity and flight patterns during the daytime. Treatment is best done at dusk or later when activity around the nest is at a minimum. Approach the opening to the nest cautiously. Use background lighting if possible. Do not hold a flashlight or spot light in your hands. Lighting should be set and focused on the nest opening from a distance and off to the side. For Void Nests in Buildings: Insert the nozzle of the Apicide dispenser and squeeze the dispenser thus injecting dust into the opening. Continue dispensing until most of the Apicide is injected into the opening. Allow 72 hours for Apicide to completely destroy the nest. After all activity has ceased, seal opening with wood putty, caulking or other impervious material.

Hornets: (Aerial Nest - tan to gray in color and are completely enclosed except for the entrance at the bottom): Locate the entrance hole used by these pests by observing their activity and flight patterns during the daytime. Treatment is best done at dusk or later when activity around the nest is at a minimum. Approach the opening to the nest cautiously. Use background lighting if possible. Do not hold a flashlight or spot light in your hands. Lighting should be set and focused on the nest opening from a distance and off to the side. Insert the nozzle of the Apicide dispenser into the opening at the bottom of the nest and squeeze the dispenser thus injecting dust into the opening. Continue dispensing until most of the Apicide is injected into the opening. Allow 72 hours for Apicide to completely destroy the nest. After all activity has ceased the nest may be removed. Place nest in a plastic garbage bag and discard in the trash.

Notice: Manufacturer warrants that this product conforms to the chemical description on the label and is reasonably fit for the specific purposes referred to in the Directions for Use, subject to the inherent risks referred to above. Manufacturer makes no other express or implied warranty of fitness or merchantability nor any other express or implied warranty. In no case shall manufacturer be liable for consequential, special, or indirect damages resulting from the use, handling, or application of its product. Buyer assumes all risks of use, storage or handling of this material not in strict accordance with directions and cautions stated on this label.



Front Panel

APICIDE

Storage and Disposal

CAUTION
KEEP OUT OF REACH OF CHILDREN

Active Ingredients:

Precautionary
Statements

Side Panel

Application Directions

Side Panel

Application Directions

Back Panel

APICIDE

First Aid:

Environmental Hazards

Manufactured by:

EPA Reg. No.

EPA Est. No.

6/7

(Label for Five Ounce Squeeze Bottle Container (too small to bear all required labeling):)

APICIDE

It is a violation of federal law to use this product in a manner inconsistent with its labeling. Contents may settle during storage and shipping. Shake container to loosen powder before using.

See attached labeling for complete precautions and Directions for Use

ACTIVE INGREDIENT: Carbaryl (1-naphthyl N-methylcarbamate	5%
INERT INGREDIENTS.....	95%
TOTAL	100%

CAUTION

KEEP OUT OF THE REACH OF CHILDREN

Precautionary Statements
Hazards to Humans and Domestic Animals

CAUTION: May be harmful if swallowed. Do not take internally. Avoid breathing dust. Avoid contact with eyes, skin or clothing. User should wash hands before eating, drinking, chewing gum, using tobacco or using the toilet. Remove clothing immediately if pesticide gets inside. Then wash thoroughly and put on clean clothing. Wash thoroughly after handling. Stand upwind while pumping APICIDE into the entrance of the colony. Do not eat any honey taken out of the wall after bees have been destroyed with APICIDE.

FIRST AID

This product is an N-methyl carbamate and is a cholinesterase inhibitor.
If Swallowed: Drink 1 or 2 glasses of water and induce vomiting by touching back of throat with finger or blunt object. Do not induce vomiting or give anything by mouth to an unconscious person. Call a physician or Poison Control Center.
If Inhaled: Remove victim to fresh air. Apply respiration if indicated. If symptoms occur get medical attention.
If in Eyes: Flush eyes for at least 15 minutes with water. Call a physician immediately.
If on Skin: Wash contaminated skin with soap and water.
Note to Physicians and Veterinarians: Carbaryl is a moderate reversible cholinesterase inhibitor. Atropine is antidotal. Do not use 2-PAM, opiates, or cholinesterase-inhibiting drugs.

Manufactured by:
MYSTIC CHEMICAL PRODUCTS CO.
3561 West 105th St. Cleveland, Ohio 44111

EPA Reg. No. 36272-14 Net Weight: 5 ounces EPA Est. No. 36272-OH-1

