

FRONT PANEL

2 OZ & 4 OZ BOTTLE LABEL COPY

R&C LICE TREATMENT SHAMPOO/CONDITIONER

For the treatment of head, pubic (crab), and body lice.

ACTIVE INGREDIENTS:

Pyrethrins..... 0.33%
Piperonyl Butoxide Technical\*..... 3.15%

INERT INGREDIENTS:..... 96.52%

TOTAL..... 100.00%

\* Equivalent to 2.52% (butylcarbityl) (6-propylpiperonyl) ether and 0.63% related compounds.

STORAGE AND DISPOSAL:

STORAGE: Store below 120°F.
DISPOSAL: Do not reuse this container. Rinse thoroughly before discarding in trash.

KEEP OUT OF REACH OF CHILDREN
CAUTION: FOR EXTERNAL USE ONLY

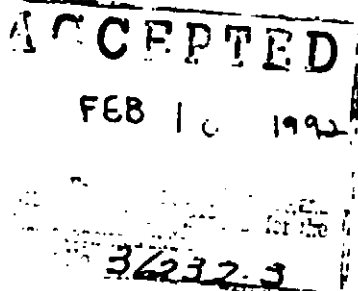
See carton and package insert for additional precautionary and first aid information

4 fl oz (118 ml)

2 fl oz (59 ml)

Manufactured for: Reed & Carnrick, Division of Block Drug Company, Inc. Jersey City, NJ 07302-9988

Made and printed in the U.S.A.



BACK PANEL

2 OZ & 4 OZ BOTTLE LABEL COPY

DIRECTIONS FOR USE:

It is a violation of Federal law to use this product in a manner inconsistent with its labeling.

(Véase instrucciones en español.)

1. Begin with DRY hair - do not wet hair prior to using R&C<sup>®</sup> Lice Treatment Shampoo/Conditioner.
2. SHAKE WELL. Apply R&C<sup>®</sup> Lice Treatment to the affected area until all the hair is thoroughly wet with the product.
3. Allow undiluted shampoo to remain on the area for ten minutes, but no longer.
4. Add sufficient warm water to form a lather, and work into the hair. Rinse thoroughly.
5. Use the provided fine-toothed comb to effectively remove the dead lice and their eggs (nits) from the hair. See package insert for illustrated combing instructions.
6. Do not apply R&C<sup>®</sup> Lice Treatment more than twice within a 24-hour period. Apply a follow-up treatment within 7-10 days to prevent self-reinfestation.

NOTE: Should not be used by ragweed-sensitized persons.

TO AVOID REINFESTATION. Use R&C<sup>®</sup> Spray Lice Control Insecticide. Wash or dry clean all clothing and linens of the infested person at the time of treatment. Items that cannot be cleaned in this way, such as bedding, furniture and carpeting, should be treated with a product specifically designed for this purpose, such as R&C<sup>®</sup> Spray Lice Control Insecticide.

EPA REG. NO. 36232-3

EPA EST. NO. 09273-PR-01

CARTON COPY

3 08 20

FRONT PANEL

**R&C<sup>®</sup> LICE TREATMENT  
SHAMPOO/CONDITIONER**

For the treatment of head, pubic (crab),  
and body lice.

- KILLS LICE ON CONTACT
- UNIQUE ONE-STEP FORMULA  
(Shampoo/Conditioner In One)
- FAST & EASY REMOVAL OF LICE AND THEIR EGGS
- LEAVES NO PESTICIDE RESIDUE
- EFFECTIVE LICE & NIT REMOVAL COMB

THIS CARTON CONTAINS:

- R&C<sup>®</sup> Lice Treatment Shampoo/Conditioner, 4 fl. oz
- Lice & Nit Removal Comb

KEEP OUT OF REACH OF CHILDREN  
CAUTION: FOR EXTERNAL USE ONLY

See side panel and package insert for  
additional precautionary and first aid information

4 fl oz (118 ml)  
2 fl oz (59 ml)

Instrucciones en español adjuntas

(SIDE PANEL)

(A)

**R&C LICE TREATMENT  
SHAMPOO/CONDITIONER**

Kills head, pubic (crab), and body lice and their eggs. Works fast.

After shampoo treatment, which kills the lice, it is important to remove all of the lice eggs (nits) which remain attached to the hair. R&C Lice Treatment features a one-step formula that contains a shampoo and conditioner all in one. The specially selected conditioning agent smooths the hair shaft to reduce tangling thereby making it easier and less painful to comb out the dead lice and their eggs.

Each package of R&C Lice Treatment Shampoo/Conditioner contains a specially designed comb to help remove the dead lice and their eggs, and complete combing instructions.

R&C Lice Treatment pyrethrin formula leaves no lingering pesticide residue.

SHOW  
PICTURE OF R&C SPRAY LICE CONTROL  
INSECTICIDE  
(COPY) TO HELP PREVENT REINFESTATION  
USE  
R&C SPRAY LICE CONTROL  
INSECTICIDE TO KILL LICE  
AND THEIR EGGS ON:  
○ CLOTHING  
○ BEDDING  
○ FURNITURE

EPA REG. NO. 36232-3

EPA EST. NO. 09273-PR-01

Manufactured for: Reed & Carnrick,  
Division of Block Drug Company, Inc.,  
Jersey City, NJ 07302-9988

Made and printed in the U.S.A

(SIDE PANEL)

(B)

R&C LICE TREATMENT  
SHAMPOO/CONDITIONER

ACTIVE INGREDIENTS:

Pyrethrins.....	0.33%
Piperonyl Butoxide Technical*.....	3.15%

INERT INGREDIENTS..... 96.52%

Total..... 100.00%

\* Equivalent to 2.52% (butylcarbityl) (6-propylpiperonyl) ether and 0.63% related compounds.

PRECAUTIONARY STATEMENTS:

HAZARD TO HUMANS AND DOMESTIC ANIMALS:

CAUTION: For external use only. Harmful if swallowed. Do not inhale. Do not use near eyes or permit contact with mucous membranes. Consult a physician if infestation of eyebrows or eyelashes occurs. Avoid contamination of feed or foodstuffs. NOTE: Should not be used by ragweed-sensitized persons.

STATEMENT OF PRACTICAL TREATMENT (FIRST AID):

IF SWALLOWED: Call a physician or poison control center immediately. Drink one or two glasses of water and induce vomiting by touching the back of the throat with finger. Repeat until vomit is clear. Do not induce vomiting or give anything by mouth to an unconscious person.

IF INHALED: Remove victim to fresh air. Apply respiration, if indicated.

IF IN EYES: Flush eyes with plenty of water. Call a physician if irritation persists.

IF ON SKIN: If skin irritation or infection is present or develops, discontinue use and consult a physician.

(BACK PANEL)

**R&C LICE TREATMENT  
SHAMPOO/CONDITIONER**

**DIRECTIONS FOR USE:**

It is a violation of Federal law to use this product in a manner inconsistent with its labeling.

(Instrucciones en español adjuntas.)

Read precautionary statements, package insert and directions for use before using.

1. Begin with DRY hair - do not wet hair prior to using R&C Lice Treatment Shampoo/Conditioner.
2. SHAKE WELL. Apply R&C Lice Treatment to the affected area until all the hair is thoroughly wet with the product.
3. Allow undiluted shampoo to remain on the area for ten minutes, but no longer.
4. Add sufficient warm water to form a lather, work into the hair. Rinse thoroughly.
5. Use the provided fine-toothed comb to effectively remove the dead lice and their eggs (nits) from the hair. See package insert for illustrated combing instructions.
6. Do not apply R&C Lice Treatment more than twice within a 24-hour period. Apply a follow-up treatment within 7-10 days to prevent self-reinfestation.

NOTE: Should not be used by ragweed-sensitized persons.

TO AVOID REINFESTATION. Use R&C Spray Lice Control Insecticide. Wash or dry clean all clothing and linens of the infested person at the time of treatment. Items that cannot be cleaned in this way, such as bedding, furniture and carpeting, should be treated with a product specifically designed for this purpose, such as R&C Spray Lice Control Insecticide.

**STORAGE AND DISPOSAL:**

STORAGE: Store below 120°F.

DISPOSAL: Do not reuse this container. Rinse thoroughly before discarding in trash.

<sup>(R)</sup>  
R&C LICE TREATMENT  
SHAMPOO/CONDITIONER

7 920

BOX - TOP  
(EXTERIOR PANEL)

1. R&C<sup>(R)</sup> Lice Treatment Shampoo/Conditioner
2. Save on R&C<sup>(R)</sup> Spray Lice Control Insecticide.  
COUPON INSIDE

BOX - TOP  
(INTERIOR FLAT)

3. Shake Well
4. Keep Out of Eyes
5. Read Directions Before Use

BOX - BOTTOM  
(EXTERIOR FLAP)

UPC

**INSTRUCTION BOOKLET**

**R&C<sup>®</sup> LICE TREATMENT  
SHAMPOO/CONDITIONER**

**KILLS LICE ON CONTACT  
One-step, shampoo/  
conditioner lice treatment**



PANEL 1

FOR TOTAL LICE ELIMINATION USE R&C<sup>®</sup> SPRAY LICE CONTROL INSECTICIDE.

Lice can live for a period of time in places such as mattresses, rugs, and upholstery. Use R&C<sup>®</sup> Spray Lice Control Insecticide to eliminate them.

Not for use on humans or animals.

60¢ COUPON FOR SPRAY PRODUCT

PANEL 2

Every year millions of Americans have lice. They continue to invade our nation's suburbs and inner cities, infesting rich and poor alike. This brochure tells you about lice infestations, how to treat them and how to keep them from coming back.

Head, pubic (crab), and body lice infestations are easily treated, especially with R&C<sup>®</sup> Lice Treatment Shampoo/Conditioner. R&C<sup>®</sup> Lice Treatment contains pyrethrins which are derived from the chrysanthemum flower. The package also includes a fine toothed comb to help remove dead lice and their eggs (nits) from hair.

PANEL 3

**Head Lice:** Head lice live on the scalp and lay small white eggs (nits) on the hair shaft close to the scalp. The nits are most easily found on the nape of the neck or behind the ears. All personal headgear, scarfs, coats, and bed linen should be disinfected by machine washing in hot water and drying, using the hot cycle of a dryer for at least 20 minutes. Personal articles of clothing or bedding that cannot be washed may be dry cleaned, sealed in a plastic bag for a period of about 2 weeks, or sprayed with a product specifically designed for this purpose, such as **R&C Spray Lice Control Insecticide**. Personal combs and brushes may be disinfected by soaking in hot water (above 130°F) for 5 to 10 minutes. Thorough vacuuming of rooms inhabited by infected patients is recommended.

**Pubic (Crab) Lice:** Pubic lice may be transmitted by sexual contact, therefore, sexual partners should be treated simultaneously to avoid reinfestation. The lice are very small and look like brown or grey dots on the skin. Pubic lice usually cause intense itching and lay small white eggs (nits) on the hair shaft generally close to the skin surface. In hairy individuals, pubic lice may be present on the short hairs of the thighs and trunk, underarms, and occasionally on the beard and mustache. Underwear should be disinfected by machine washing in hot water; then drying, using the hot cycle for at least 20 minutes.

**Body Lice:** Body lice and their eggs are generally found in the seams of clothing, particularly in the waistline and armpit area. They move to the skin to feed, then return to the seams of the clothing where they lay their eggs. Clothing worn and not laundered before treatment should be disinfected by the same procedure as described for head lice, except that sealing clothing in a plastic bag is not recommended for body lice because their nits (eggs) can remain dormant for a period of up to 30 days.

PANEL 4

DIRECTIONS FOR USE:

It is a violation of Federal law to use this product in a manner inconsistent with its labeling.

Read precautionary statements, package insert and directions for use before using.

1. Begin with DRY hair - do not wet hair prior to using R&C<sup>®</sup> Lice Treatment Shampoo/Conditioner.
2. SHAKE WELL. Apply R&C<sup>®</sup> Lice Treatment to the affected area until all the hair is thoroughly wet with the product.
3. Allow undiluted shampoo to remain on the area for ten minutes, but no longer.
4. Add sufficient warm water to form a lather, and work into the hair. Rinse thoroughly.
5. Use the provided fine-toothed comb to effectively remove the dead lice and their eggs (nits) from the hair. Illustrated combing instructions follow.
6. Do not apply R&C<sup>®</sup> Lice Treatment Shampoo/Conditioner more than twice within a 24-hour period. Apply a follow-up treatment within 7-10 days to prevent self reinfestation.

NOTE: Should not be used by ragweed sensitized persons.

TO AVOID REINFESTATION: Use R&C<sup>®</sup> Spray Lice Control Insecticide. Wash or dry clean all clothing and linens of the infested person at the time of treatment. Items that cannot be cleaned in this way, such as bedding, furniture and carpeting, should be treated with a product specifically designed for this purpose, such as R&C<sup>®</sup> Spray Lice Control Insecticide.

PRECAUTIONARY STATEMENTS: HAZARD TO HUMANS AND DOMESTIC ANIMALS.

CAUTION: For external use only. Harmful if swallowed. Do not inhale. Do not use near eyes or permit contact with mucous membranes. Consult a physician if infestation of eyebrows or eyelashes occurs. Avoid contamination of feed or foodstuffs.

STATEMENT OF PRACTICAL TREATMENT (FIRST AID):

- IF SWALLOWED: Call a physician or poison control center immediately. Drink one or two glasses of water and induce vomiting by touching the back of the throat with finger. Repeat until vomit is clear. Do not induce vomiting or give anything by mouth to an unconscious person.
- IF INHALED: Remove victim to fresh air. Apply respiration, if indicated.
- IF IN EYES: Flush eyes with plenty of water. Call a physician if irritation persists.
- IF ON SKIN: If skin irritation or infection is present or develops, discontinue use and consult a physician.

PANEL 5

EASY STEPS FOR PROPER USE OF R&C<sup>®</sup> LICE & NIT REMOVAL COMB FOR HEAD LICE.

1. After shampooing (see instructions), use a standard comb to remove snarls and tangles from hair. (Important: Clean all combs with R&C<sup>®</sup> Lice Treatment Shampoo/Conditioner before and after this procedure). Use comb to divide hair into four equal parts (quarters).
2. Select one "quarter" in which to begin combing. Lift up a portion of the hair approximately one inch wide out of the quarter selected. Starting at the top of the scalp, sink the teeth of the R&C<sup>®</sup> Lice & Nit Comb deep into the one-inch portion of hair you've separated.

Using a firm and even motion, pull comb back, toward the end of the hair strands. Always keep the teeth of the comb deeply embedded into the strands as you proceed.

3. After combing thoroughly, pin back each one-inch portion of hair with a bobby pin or hair clip.

Continue this procedure until the first "quarter" is complete. Remove nits and dead lice from the R&C<sup>®</sup> Comb frequently by wiping comb with a tissue or cloth dampened with R&C<sup>®</sup> Lice Treatment Shampoo/Conditioner. (Avoid reinfestation by disposing of these tissues or cloths in a sealed bag or by flushing tissues in toilet.)

4. Repeat the procedures in steps 2 and 3 for each of the remaining three "quarters" of hair (remembering to comb from the scalp to the ends of the hair) until all the hair has been combed and pinned.

Remove all hair pins and thoroughly rinse the entire head of hair with water.

PANEL 6

**Remember to follow up**

Examine all family members for the next three weeks. If any lice are seen, treat immediately with **R&C<sup>®</sup>Lice Treatment Shampoo/Conditioner**.

To avoid reinfestation, it is important to wash or dry clean all clothing, bedding and towels of the infested person at time of treatment. Items should be washed in hot water (130°F). Items that cannot be washed or dry cleaned can be treated with **R&C<sup>®</sup>Spray Lice Control Insecticide** available at your pharmacy or foodstore.

**STORAGE AND DISPOSAL:**

**STORAGE:** Store below 120°F.

**DISPOSAL:** Do not reuse this container. Rinse thoroughly before discarding in trash.

Manufactured for: Reed & Carnrick,  
Division of Block Drug Company, Inc.  
Jersey City, NJ 07302-9988

PANEL 7

USE **R&C<sup>®</sup>SPRAY LICE CONTROL INSECTICIDE** ON FURNITURE, RUGS AND BEDDING.

Lice can live for a period of time in places such as mattresses, rugs, and upholstery. After treating members of your family with **R&C<sup>®</sup>Lice Treatment Shampoo/Conditioner** "treat" the affected furniture with **R&C<sup>®</sup>Spray Lice Control Insecticide**. This way you can kill any lice which may be left on furniture, rugs, or bedding.

Use the money saving coupon on the back of this booklet to save when you buy **R&C<sup>®</sup>Spray Lice Control Insecticide**.

# R&C<sup>®</sup> Shampoo

**Kills Lice Fast  
One-step, gentle,  
shampoo treatment**

Every year millions of Americans have lice. They continue to invade our nation's suburbs and inner cities, infesting rich and poor alike. This brochure tells you about lice infestations, how to treat them and how to keep them from coming back.

Head lice are tiny insects that live on the body. Head lice are usually found on the scalp or the hair shaft close to the scalp. This is also where they most often lay their eggs which are difficult to remove. Head lice are spread by close contact with an infested person or contact with objects which are infested such as combs, brushes, clothing, hats, towels, blankets and furniture.

Pubic (or crab) lice infest the hair of the pubic area and are usually spread through sexual intercourse or other intimate contact. However, they can occasionally be spread by contact with infested towels or bedding.

Head and pubic lice are difficult to see. The most common symptom is itching.

Lice infestations are easily treated, especially with R&C® Shampoo, the one-step treatment available without a prescription. It requires no other wash product to remove it after use. R&C® Shampoo contains pyrethrins which are derived from the chrysanthemum flower. The package also contains a conditioning rinse and a fine tooth comb to help remove dead lice and their eggs (nits) from the hair.

**Head Lice:** Head lice live on the scalp and lay small white eggs (nits) on the hair shaft close to the scalp. The nits are most easily found on the nape of the neck or behind the ears. All personal headgear, scarfs, coats, and bed linens should be disinfected by machine washing in hot water and drying, using the hot cycle of a dryer for at least 20 minutes. Personal articles of clothing or bedding that cannot be washed may be dry cleaned, sealed in a plastic bag for a period of about 2 weeks, or sprayed with a product specifically designed for this purpose. Personal combs and brushes may be disinfected by soaking in hot water (above 130° F) for 5 to 10 minutes. Thorough vacuuming of rooms inhabited by infected patients is recommended.

**Pubic (Crab) Lice:** Pubic lice may be transmitted by sexual contact, therefore, sexual partners should be treated simultaneously to avoid reinfestation. The lice are very small and look like brown or grey dots on the skin. Pubic lice usually cause intense itching and lay small white eggs (nits) on the hair shaft generally close to the skin surface. In hairy individuals, pubic lice may be present on the short hairs of the thighs and trunk, underarms, and occasionally on the beard and mustache. Underwear should be disinfected by machine washing in hot water; then drying, using the hot cycle for at least 20 minutes.

**Body Lice:** Body lice and their eggs are generally found in the seams of clothing, particularly in the waistline and armpit area. They move to the skin to feed, then return to the seams of the clothing where they lay their eggs. Clothing worn and not laundered before treatment should be disinfected by the same procedure as described for head lice, except that sealing clothing in plastic bag is not recommended for body lice because their nits (eggs) can remain dormant for a period of up to 30 days.

**Declaraciones Precaucionarias:**

Riesgo para seres humanos y animales domésticos.  
**PRECAUCION:** Para uso externo solamente. Dafino si se traga. No lo use cerca de los ojos ni permita el contacto con las membranas mucosas. Consulte con un médico si se infectan las cejas y las pestañas. Evite la contaminación de alimentos. **NOTA:** No se debe usar por personas que sean sensibles a hierba, ambrosía. **INSTRUCCIONES PARA EL TRATAMIENTO PRACTICO SI SE INGIERE:** Llame inmediatamente al médico o al Centro de Control de Venenos. Bébanse uno o dos vasos de agua e induzca el vómito introduciéndose los dedos hasta la garganta. Repita esto hasta que el vómito salga claro. No haga beber ni vomitar a una persona que esté inconsciente.

**SI SE INHALA:** Lleve la víctima adonde haya aire puro. Aplique respiración artificial si fuese necesario.

**SI CAE EN LOS OJOS:** Eche bastante agua en los ojos. Llame al médico si persiste la irritación.

**SI CAE EN LA PIEL:** Si tiene o si se le presenta más adelante una irritación o infección en la piel, descontinúe el uso y consulte con el médico.

**MANTENGASE FUERA DEL ALCANCE DE LOS NIÑOS.**  
**PRECAUCION: PARA USO EXTERNO SOLAMENTE**

**Piojos:** Los piojos viven en el cuero cabelludo y ponen unos huevos pequeños (hiedres) en la raíz del pelo cerca del cuero cabelludo. Los hiedres se encuentran con mas facilidad en la nuca o detrás de las orejas. Todos los artículos personales, gorras o sombreros, bufandas, abrigos y ropa de cama deben ser desinfectados lavándolos a máquina en agua caliente y secándolos usando el ciclo caliente de la secadora

por lo menos durante 20 minutos. La ropa personal y de cama que no pueda ser lavada a máquina puede ser lavada en seco (tintorería), sellada en una bolsa plástica durante un periodo de alrededor de 2 semanas o puede ser rociada con un producto diseñado específicamente para este propósito. Los peines y cepillos personales pueden ser desinfectados poniéndolos en remojo en agua muy caliente (más de 130°F) durante cinco a diez minutos. Se recomienda pasar la aspiradora a fondo en las habitaciones que son frecuentadas por la persona infectada.

**Ladillas:** Las ladillas pueden ser transmitidas por contacto sexual, por lo tanto, se debe tratar a los compañeros sexuales a la misma vez para evitar que se vuelvan a infectar. La ladilla es muy pequeña y casi parece como unos puntos en la piel color marrón o gris. La ladilla generalmente causa una picazón intensa y pone unos huevos pequeños (hiedras) en la raíz del pelo generalmente cerca de la superficie de la piel. En las personas velludas, puede haber ladillas en los vellos cortos del muslo y del torso, debajo del brazo y ocasionalmente en la barba y el bigote. Se debe desinfectar la ropa interior lavándola a máquina en agua caliente, entonces secándola usando el ciclo caliente durante por lo menos 20 minutos.

**Piojos de la piel:** Los piojos de la piel y sus huevos se encuentran generalmente en las costuras de la ropa, particularmente alrededor de la parte cintura y de la debajo del brazo. Se pasan a la piel para alimentarse y entonces regresan a las costuras de la ropa donde ponen sus huevos. La ropa que se ha puesto y se ha lavado con agua caliente antes del tratamiento debe ser desinfectada de la misma forma que se ha descrito para los piojos de la cabeza con la excepción que no se recomienda sellar la ropa en bolsas plásticas para este tipo de piojo pues sus huevos pueden mantenerse latentes por un periodo de hasta 30 días.

**Como Tratar La Infestación De Piojos**

Es una violación de la ley legal usar este producto de una forma que no sea consistente con sus indicaciones

**No use este producto en las cejas o las pestañas**

**BEST AVAILABLE COPY**

## How to Treat Lice Infestation

Follow this recommended treatment carefully.

### SHAKE WELL.

1. Begin with **DRY** hair - do not wet hair prior to using the shampoo.
2. Apply sufficient quantity of **R&C® SHAMPOO** to saturate the hair, paying particular attention to the infested and adjacent hairy areas.
3. Allow undiluted shampoo to remain on area for ten minutes.
4. Then add small quantities of water, working the shampoo into the hair until a lather forms.
5. Rinse thoroughly.


Do not exceed two consecutive applications within 24 hours. Repeat treatment within 7-10 days if necessary. Dead lice and eggs require removal with fine-tooth nit comb (enclosed).

### Instructions for Using R&C® CONDITIONING RINSE

Note:—Apply Conditioning Rinse After Applying and Rinsing R&C® Shampoo (See instructions for using R&C® Shampoo).

1. Apply conditioning rinse to the hair and thoroughly massage it in.
2. Leave conditioner on for one minute.
3. Rinse thoroughly and follow the four easy steps for combing out lice eggs

### Four easy steps for proper use of the R&C® Nit Comb

1.  After shampooing, use a standard comb to remove snarls and tangles from hair. (Important: Disinfect all combs with R&C® Shampoo before and after this procedure). Use comb to divide hair into four equal parts (quarters).


Se recomienda que siga cuidadosamente el siguiente tratamiento: AGITASE BIEN ANTES DE USARLO.


1. Empezar la aplicación con el pelo seco—No humedezca el pelo antes de aplicar champú.
2. Aplique suficiente cantidad de **R&C® SHAMPOO** hasta humedecer completamente el cabello y la piel seca, poniendo particular atención a las áreas infestadas y las áreas adyacentes a las infestadas.
3. Deje permanecer el champú en el área durante 10 minutos.
4. Añada pequeñas cantidades de agua, para que el champu trabaje en el cabello y en la piel hasta formar espuma.
5. Enjuague totalmente.  
No exceda de dos aplicaciones consecutivas dentro de las 24 horas.  
Si fuera necesario repita el tratamiento después de 7 a 10 días.  
Para retirar los piojos muertos y los huevos puede usarse un peine de dientes finos (se incluye).


### Instrucciones para el uso de "R&C® CONDITIONING RINSE"

Nota: Utilice el "Conditioning Rinse" después de haber usado y enjuagado completamente el **R&C® SHAMPOO.**


1. Aplique el acondicionador al pelo y frote completamente.
2. Deje el acondicionador en contacto durante un minuto.
3. Enjuague totalmente y siga los cuatro (4) pasos para remover los liendres

2.  Select one "quarter" in which to begin combing. Lift up a portion of the hair approximately one inch wide out of the quarter selected. Starting at the top of the scalp, sink the teeth of the R&C® Nit Comb deep into the one-inch portion of hair you've separated.  
Using a firm and even motion, pull comb back, toward the end of the hair strands. Always keep the teeth of the comb deeply embedded into the hair strands as you proceed.


3.  After combing thoroughly, pin back each one-inch portion of hair with a bobby pin or hair clip.  
Continue this procedure until the first "quarter" is completed. Remove nits and dead lice from the R&C® Nit Comb frequently by wiping comb with a tissue or cloth dampened with R&C® Shampoo.  
(Avoid reinfestation by disposing these tissues or cloths in a sealed bag or by flushing in toilet).

4.  Repeat the procedures in steps 2 and 3 for each of the remaining three "quarters" of hair (remembering to comb from the scalp to the ends of the hair) until all the hair has been combed and pinned.  
Remove all hair pins and thoroughly rinse the entire head of hair with water.

## CUATRO PASOS FACILES PARA EL USO CORRECTO DEL PEINE R&C®

1.  Después de lavar el cabello use un peine común para desenredarlo (IMPORTANTE: Desinfecte todos los peines con el R&C® Shampoo antes y después de este procedimiento.)

Use un peine para dividir el cabello en cuatro partes iguales. (Cuartos)

2.  Seleccione un "cuarto" donde comenzará a peinar. Levante una porción de cabello del "cuarto" elegido de aproximadamente 1 pulgada de ancho, empezando por la parte superior del cuero cabelludo. Hunda los dientes del peine R&C®. Peine profundamente la pulgada de cabello separada.

Usando un movimiento firme y pareja, tire el peine hacia atrás, hacia las puntas de cabello. Mantenga los dientes del peine bien hundidos en el cabello durante este procedimiento.

3. Después de peinarlo completamente enrolle la pulgada de cabello en forma de anillo y sujételo con un ganchillo para cabello u horquillas de pelo.

BEST AVAILABLE COPY



**Remember to follow up**

After hair has dried, recheck entire head for stray nits and remove any remaining nits with the R&C® Nit Comb.

Examine all family members for the next three weeks. If any lice are seen, treat immediately with R&C® Shampoo.

To eliminate infestation, it is important to wash all clothing, bedding and towels of the infested person at time of treatment. Items that cannot be washed or dry cleaned can be treated with R&C® SPRAY Lice Control Insecticide, available at your pharmacy.

To avoid infesting others or reinfesting yourself, it is important to:

1. Wash all clothes and linens that have been used by the infested person during the last month in hot water (130°F). Dry clean non-washable items.
2. Scrub toilet seats and vacuum rugs and upholstery frequently.
3. Examine all family members for three weeks. If infested, treat with R&C® SHAMPOO.
4. Wash combs, brushes, etc., in hot water (130°F) for ten minutes.
5. Spray all items that can't be washed or dry cleaned with R&C® SPRAY Lice Control Insecticide, available at your pharmacy.

**STORAGE AND DISPOSAL:**

**STORAGE:** Store below 120°F.

**DISPOSAL:** Do not reuse container. Rinse thoroughly before discarding in trash.

**PRECAUTIONARY STATEMENTS:**

Hazard to Humans and Domestic Animals.

**CAUTION:** For external use only. Harmful if swallowed. Do not use near eyes or permit contact with mucous membranes. Consult a physician if infestation of eyebrows and eyelashes occurs. Avoid contamination of feed or foodstuffs.

**NOTE:** Should not be used by ragweed-sensitized persons.

**STATEMENT OF PRACTICAL TREATMENT**

**IF SWALLOWED:** Call a physician or Poison Control Center immediately. Drink one in two glasses of water and induce vomiting by touching the back of the throat with finger. Repeat until vomit is clear. Do not induce vomiting or give anything by mouth to an unconscious person.

**IF INHALED:** Remove victim to fresh air. Apply respiration if indicated.

**IF IN EYES:** Flush eyes with plenty of water. Call a physician if irritation persists.

**IF ON SKIN:** If skin irritation or infection is present or develops, discontinue use and consult a physician.

**MANUFACTURED FOR**

**Reed & Carnrick**  
Division of Block Drug Company, Inc.  
Jersey City, New Jersey 07032-9988

431033552

3.



Continúe con éste procedimiento hasta que el primer "cuarto" esté completo. Remueva liendres y piojos muertos del peine frecuentemente con un papel tisú con un trapo mojado con el R&C® Shampoo. (Evite reinfestación poniendo el papel tisú o el trapo usado dentro de una bolsita de plástico herméticamente cerrada antes de descartarlos.)

4.



Repita los procedimientos en paso 2 y 3 en cada uno de los "cuartos" de cabello (recordando de peinar completamente a fondo desde el cuero cabelludo hasta las puntas del cabello) hasta que todo el cabello haya sido peinado, enrollado y sujeto con ganchillos u horquillas para pelo.

Remueva todos los ganchillos u horquillas para pelo y enjuague con agua todo el cabello.

**RECUERDE NO ABANDONAR ESTE TRATAMIENTO HASTA HABER TERMINADO CON EL PROBLEMA.**

Después de que el cabello se haya secado examine la cabeza cuidadosamente buscando liendres que puedan haber quedado y remuévalos con el peine R&C®.

Para eliminar la infestación, es importante lavar toda la ropa, ropa de cama y toallas de la persona infestada al tiempo de su tratamiento. Los artículos que no se pueden lavar o limpiar en seco, se pueden tratar con el insecticida para Control de Piojos R&C® SPRAY, disponible en su farmacia.

Para eliminar la infestación a otras personas o reinfestación a usted mismo, es importante que:

1. Lavar en agua caliente (130°F), toda la ropa y ropa de cama que la persona infestada ha usado durante el último mes. Limpiar en seco los artículos que no se pueden lavar.
2. Restregar los asientos de los inodoros y limpiar las alfombras y tapicerías frecuentemente.
3. Examinar a todos los miembros de la familia durante tres semanas. Si hay alguien infestado, tráelo con R&C® SHAMPOO.
4. Lavar los peines, cepillos, etc., en agua caliente (130°F) durante diez minutos.
5. Rocíar con el insecticida para Control De Piojos R&C® SPRAY, disponible en su farmacia, todos los artículos que no se pueden lavar o limpiar en seco.

**ALMACENAMIENTO Y DISPOSICIÓN:**

**ALMACENAMIENTO:** Almacene bajo 120°F.

**DISPOSICIÓN:** No reutilizar el envase. Enjuague completamente antes de ponerlo en la basura.

**FABRICADO PARA**

**Reed & Carnrick**  
Division of Block Drug Company, Inc.  
Jersey City, New Jersey 07032-9988

**BEST AVAILABLE COPY**

**FOR TOTAL LICE ELIMINATION USE R&C<sup>®</sup> SPRAY**  
Lice can live for a period of time in places such as mattresses, rugs and upholstery. Use R&C<sup>®</sup> Spray to kill them.

Not for use on humans or animals.

60¢ OFF

MANUFACTURER COUPON NO EXPIRATION DATE

Save on any size

**R&C<sup>®</sup> Spray** **60¢ OFF**

for total lice elimination



**60¢ OFF**

Retailer: Redeem one coupon per purchase when customer buys specified product. Any other use is fraudulent. Valid only in U.S. where not prohibited, taxed or restricted by law. Consumer pays sales tax. Non-assignable. Non-transferable. Adequate proof-of-purchase must be submitted upon request. Cash value 1/100¢. For reimbursement of face value plus 8¢ handling, mail to:

**Reed & Carrick**  
CMS, Dept. #10158  
1 Fawcett Drive, Del Rio, TX 78840

0177



54688 07157

**BEST AVAILABLE COPY**



**R&C Shampoo**  
Lice Treatment

Save on R&C Spray  
Lice Control Insecticide  
COUPON INSIDE

**DIRECTIONS FOR USE:**

It is a violation of Federal law to use this product in a manner inconsistent with its label. (Instrucciones en español adjuntas)

Do not use on eyelashes or eyebrows.

1. Begin with DRY hair - do not wet hair prior to using R&C Shampoo.
2. SHAKE WELL. Apply enough R&C Shampoo to saturate the hair, paying particular attention to the infested and adjacent hairy areas.
3. Allow undiluted shampoo to remain on the area for ten minutes.
4. Then add small amounts of water, working the R&C Shampoo into the hair until a lather forms. Rinse thoroughly.

5. Do not apply R&C Shampoo more than twice within 24 hours. Treatment may be repeated in 7-10 days if needed. See additional directions in the package insert. **Conditioning Rinse and Special Comb** To help remove dead lice and eggs apply enclosed conditioning rinse, leaving on the area for one minute. Rinse thoroughly. Remove dead lice and eggs with the specially designed fine tooth comb. Illustrated combing instructions are enclosed.

**NOTE: TO AVOID REINFESTATION,** wash or dry clean all clothing and linens of the infested person at time of treatment. Items that cannot be cleaned in this way, such as bedding, furniture and carpeting, should be treated with R&C Spray Lice Control Insecticide.

**STORAGE AND DISPOSAL:**

**STORAGE:** Store below 120° F.

**DISPOSAL:** Do not reuse this container. Rinse thoroughly before discarding in trash.


**KEEP OUT OF REACH OF CHILDREN.  
CAUTION: FOR EXTERNAL USE ONLY.**

**Kills head, pubic (crab), and body lice ...and their eggs. Works Fast.**

R&C Shampoo contains pyrethrins (pie-reath-rins), derived from a type of chrysanthemum flower. Pyrethrins have been used for hundreds of years to kill insects. The R&C Shampoo formula is deadly to lice, yet your family can use it with confidence.

R&C Shampoo comes with a free, specially selected, conditioning rinse and fine-tooth comb. Using the conditioning rinse after shampooing smooths the hair shafts, allowing the fine-tooth comb to remove dead lice and eggs faster and easier.

Loose egg on hair shaft



Magnified Actual Size

EPA REG. NO. 36232-3  
EPA EST. NO. 09273-PR-01

Manufactured for:  
**Reed & Carnrick**  
Division of Block Drug Company, Inc.  
10-Jersey City, New Jersey 07302-1808

Made and printed in the U.S.A.

**KILLS LICE ON CONTACT**

**R&C Shampoo**  
Lice Treatment

For the treatment of head, pubic (crab), and body lice.

**Includes Conditioning Rinse & Special Comb for easy removal of lice and eggs**

**KEEP OUT OF REACH OF CHILDREN.  
CAUTION: FOR EXTERNAL USE ONLY.**

Instrucciones en español adjuntas

2 fl oz (59 ml)

**R&C SHAMPOO**

**ACTIVE INGREDIENTS**

Pyrethrins

Piperonyl Butoxide

**INERT INGREDIENTS:**

C-13-14 Isoparaffin, P-

Isopropyl Alcohol, Lan-

Laureth-23, Petroleum

Sulfate, Water.

**TOTAL**

\*Equivalent to 2.49% of

pyrethrin(s) other than

**PRECAUTIONARY STATEMENTS**

Harmful to Humans and

**CAUTION:** For external

use only. Do not use

with mucous membranes.

Indication of eye/eye

irritation or discomfort

discontinuation of use

**NOTE:** Should not be

used on children.

**STATEMENT OF FIRST**

**IF SWALLOWED:** Call

Center immediately. Do

not induce vomiting.

Do not induce vomiting

if unconscious person

**IF SWALLOWED:** Remove

residue if indicated.

**IF IN EYES:** Flush eyes

with water. If irritation

persists, consult a

physician. If skin

irritation, wash with

water and soap. Discontinue

use if irritation

persists. Rinse with

water, cottony alcohol,

dimethylamine, dipropyl

chloride, octocel 20,

hydroxyethylcellulose,

methylethanolamine,

polyethylene glycol

**BEST AVAILABLE COPY**



**INERT INGREDIENTS:** 96.70%  
C-13-14 Isoparaffin, Fragrance, Isocetyl Alcohol, Isopropyl Alcohol, Lauramine Oxide, Laureth-4, Laureth-23, Petroleum Distillate, TEA-Lauryl Sulfate, Water

**TOTAL** 100.00%  
\*Equivalent to 2.40% (butylcarbitol)(6-propylpiperonyl) ether and 0.60% related compounds.

**STORAGE AND DISPOSAL:**

**STORAGE:** Store below 120° F

**DISPOSAL:** Do not reuse this container. Rinse thoroughly before discarding in trash.

**KEEP OUT OF REACH OF CHILDREN.**

**CAUTION: FOR EXTERNAL USE ONLY.**

5 Do not apply R&C Shampoo more than twice within 24 hours. Treatment may be repeated in 7-10 days if needed.

**NOTE: TO AVOID REINFESTATION,** wash or dry clean all clothing and linens of the infested person at time of treatment. Items that cannot be cleaned in this way, such as bedding, furniture and carpeting, should be treated with R&C Spray Lice Control Insecticide.

Véase Instrucciones en Español.

See additional directions on carton and in package insert.

**NOTE:** Should not be used by ragweed-sensitized persons.

EPA REG NO 36232-3

EPA EST NO 09273-PR-01

Made and printed in the U.S.A. 4310118064

Manufactured by:

 Riedel & Company  
Division of Beech-Clay Company  
P.O. Box 1000, Erie, PA 16512

4 fl oz (118 ml)

**BEST AVAILABLE COPY**