

35484-4

9/25/2014

1/35

UNITED STATES ENVIRONMENTAL PROTECTION AGENCY
WASHINGTON, DC 20460



OFFICE OF CHEMICAL SAFETY
AND POLLUTION PREVENTION

SEP 25 2014

Ms. Crystal Layton
Regulatory Agent for Industrias Quimicas del Valles S.A.
Landis International
PO Box 5126
Valdosta, GA 31603-5126

Subject: Label Notification per PRN 98-10 – (*) to Signal to Corn
Product Name: AmeriCop 40 DF
EPA Registration Number: 35484-4
Application Date: August 27, 2014
Decision Number: 495070

Dear Ms. Layton:

The Agency is in receipt of your Application for Pesticide Notification under Pesticide Registration Notice (PRN) 98-10 for the above referenced product which was submitted to add an asterisk (*) to signal "Not for Use in California" to Corn.

The Registration Division (RD) has conducted a review of this request for its applicability under PRN 98-10 and finds that the action requested falls within the scope of PRN 98-10. The label submitted with the application has been stamped "Notification" and will be placed in our records.

If you have any questions, you may contact Tony Kish at 703 308-9443, or via email at kish.tony@epa.gov.

Sincerely,

A handwritten signature in black ink that reads "Tony Kish".

Tony Kish, Product Manager 22
Fungicide Branch
Registration Division (7505P)
Office of Pesticide Programs



United States
Environmental Protection Agency
Washington, DC 20460

Registration
 Amendment
 Other

OPP Identifier Number

Application for Pesticide - Section I

1. Company/Product Number Industrias Quimicas del Valles, S.A. / 35484-4	2. EPA Product Manager Tony Kish	3. Proposed Classification <input checked="" type="checkbox"/> None <input type="checkbox"/> Restricted
4. Company/Product (Name) Industrias Quimicas del Valles, S.A. / AmeriCop 40 DF	PM # 22	
5. Name and Address of Applicant (Include Zip Code) Industrias Quimicas del Valles, S.A. c/o Landis International, Inc. P.O. Box 5126 Valdosta, GA 31603-5126 <input type="checkbox"/> Check if this is a new address		6. Expedited Review. In accordance with FIFRA Section 3(c)(3)(b)(i), my product is similar or identical in composition and labeling to: EPA Reg. No. _____ Product Name _____

Section - II

Amendment - Explain Below
 Resubmission in Response to Agency Letter Dated _____
 Notification - Explain Below

Final Printed Labels in Response to Agency Letter Dated June 4, 2014
 "Me Too" Application
 Other - Explain Below

Explanation: Use additional pages(s) if necessary. (For Section I and Section II.)

Submission of the Final Printed Label and Notification of minor label edits to add an asterisk (*) to Corn to signal "Not for use in California" per PR Notice 98-10.

This notification is consistent with the provisions of PR Notice 98-10 and EPA regulations at 40 CFR 152.46, and no other changes have been made to the labeling or the confidential statement of formula of this product. I understand that it is a violation of 18 U.S.C. Sec. 1001 to willfully make any false statement to EPA. I further understand that if this notification is not consistent with the terms of PR Notice 98-10 and 40 CFR 152.46, this product may be in violation of FIFRA and I may be subject to enforcement action and penalties under sections 12 and 14 of FIFRA.

Section - III

1. Material This Product Will be Packaged In:				2. Type of Container	
Child-Resistant Packaging <input type="checkbox"/> Yes <input checked="" type="checkbox"/> No	Unit Packaging <input checked="" type="checkbox"/> Yes <input type="checkbox"/> No If "Yes" Unit Packaging Weight: 10 Number per Container: 4	Water Soluble Packaging <input type="checkbox"/> Yes <input checked="" type="checkbox"/> No If "Yes" Package Weight:	Number per Container	<input type="checkbox"/> Metal <input checked="" type="checkbox"/> Plastic <input type="checkbox"/> Glass <input type="checkbox"/> Paper <input type="checkbox"/> Other (Specify) _____	
3. Location of Net Contents Information <input checked="" type="checkbox"/> Label <input type="checkbox"/> Container		4. Size(s) Retail Container 4, 10 [4 x 10 pound], 20, 50, and 2000 Pounds		5. Location of Label Directions <input type="checkbox"/> On Label <input checked="" type="checkbox"/> On Leaflet Accompanying Label	
6. Manner in Which Label is Affixed to Product <input checked="" type="checkbox"/> Lithographed <input checked="" type="checkbox"/> Paper Glued <input type="checkbox"/> Stenciled <input type="checkbox"/> Other _____					

Section - IV

1. Contact Point (Complete items directly below for identification of individual to be contacted, if necessary, to process this application)		
Name Crystal Layton	Title Regulatory Agent	Telephone Number (Include Area Code) (229) 247-6472
Certification I certify that the statements I have made on this form and all attachments thereto are true, accurate and complete. I acknowledge that any knowingly false or misleading statement may be punishable by fine or imprisonment or both under applicable law.		6. Date Application Received (Stamped)
2. Signature 	3. Title Regulatory Agent	
4. Typed Name Crystal Layton	5. Date August 27, 2014	



LANDIS
INTERNATIONAL
R & D MANAGEMENT

9/8 3/35

August 27, 2014

REF. ☎ 1-703-308-9443

VIA COURIER SERVICE

Mr. Tony Kish (PM 22)
Fungicide Branch
Registration Division
U.S. EPA Office of Pesticide Programs – 7505P
Document Processing Desk (NOTIF)
One Potomac Yard
22777 S. Crystal Drive
Arlington, VA 22202

Subject: Notification to add an asterisk (*) to signal “Not for Use in California” to Corn
EPA Reg. No. 35484-4, AmeriCop 40 DF

Dear Mr. Kish,

This notification is being submitted to add an asterisk (*) to signal “Not for Use in California” to Corn for AmeriCop 40 DF, EPA Reg. No. 35484-4. In addition, the Final Printed label according to the EPA letter dated June 4, 2014 is also being submitted. The Final Printed label includes the asterisk (*) for Corn.


On behalf of Industrias Químicas del Vallés, S.A. (IQV, S.A.), please find the following enclosed:

- Application for Pesticide Registration (EPA Form 8570-1)
- 1 copy of the Mark-Up label for AmeriCop 40 DF
- 1 copy of the clean label for AmeriCop 40 DF
- 1 copy of the Final Printed Label for AmeriCop 40 DF

Please contact me via email at clayton@landisintl.com or phone at 229-247-6472 should you have any questions or concerns.

Sincerely,

Crystal Layton
Regulatory Agent for Industrias Químicas del Vallés, S.A. (IQV, S.A.)



4/35

NOTIFICATION

SEP 25 2014

AmeriCop 40 DF

Fungicide and Bactericide  For Organic Production

Active Ingredient:

Copper Hydroxide*†.....	61.5 %
Other Ingredients.....	38.5 %
Total:	100.00%

*Metallic Copper Equivalent: 40% †CAS No. 20427-59-2

KEEP OUT OF REACH OF CHILDREN
WARNING – AVISO
 Si usted no entiende la etiqueta, busque a alguien para que se la explique a usted en detalle.
 (If you do not understand the label, find someone to explain it to you in detail.)

[See First Aid Statements on the back/side panel]

FIRST AID	
If Swallowed	<ul style="list-style-type: none"> • Call a poison control center or doctor immediately for treatment advice. • Have person sip a glass of water if able to swallow. • Do not induce vomiting unless told to by a poison control center or doctor. • Do not give anything to an unconscious person.
If On Skin or Clothing	<ul style="list-style-type: none"> • Take off contaminated clothing. • Rinse skin immediately with plenty of water for 15-20 minutes. • Call a poison control center or doctor for treatment advice.
If Inhaled	<ul style="list-style-type: none"> • Move person to fresh air. • If person is not breathing, call 911 or an ambulance, then give artificial respiration, preferably mouth-to-mouth if possible. • Call a poison control center or doctor for further treatment advice.
If In Eyes	<ul style="list-style-type: none"> • Hold eye open and rinse slowly and gently with water for 15-20 minutes. Remove contact lenses, if present, after the first 5 minutes, then continue rinsing. • Call a poison control center or doctor for treatment advice.
HOT LINE NUMBER	
<p>EMERGENCY TELEPHONE NUMBERS: Have the product container or label with you when calling a poison control center or doctor, or going for treatment. For emergency information concerning this product, call the National Pesticides Information Center (NPIC) at 1-800-858-7378 Monday - Friday, 8:00 am to 12:00 pm Pacific Time (NPIC Web site: www.npic.orst.edu) or the Poison Help Line 24 hours a day, seven days a week at 1-800-222-1222.</p>	
<p>Note to Physician: Probable mucosal damage may contraindicate the use of gastric lavage.</p>	
<p><i>See side/back panels for additional precautionary statements. [4x10, 50 and 2000 pound packaging]</i></p> <p><i>See additional precautionary statements on back panel and leaflet and directions for use in leaflet. [4,16,20 pound packaging]</i></p>	

EPA Reg. No. 35484-4

EPA Est. No. 35484-ESP-01

Net Contents: 4, 10 [4 x 10 pound], 20, 50 and 2000 Pounds

Industrias Quimicas del Valles, SA

Avda. Rafael Casanova 81 08100 Mollet del Valles, Spain	P.O. Box 5126 Valdosta, GA 31603-5126
1-800-526-3471	

**PRECAUTIONARY STATEMENTS
WARNING**

HAZARD TO HUMANS AND DOMESTIC ANIMALS

May be fatal if swallowed. Harmful if absorbed through skin. Harmful if inhaled. Wash thoroughly with soap and water after handling and before eating, drinking, chewing gum, using tobacco or using the toilet. Prolonged or frequently repeated skin contact may cause allergic reactions in some individuals. Remove and wash contaminated clothing before reuse. Wear PPE as listed below. Avoid breathing dust and spray mist.

PERSONAL PROTECTIVE EQUIPMENT (PPE)

Mixers, loaders, applicators and other handlers must wear the following:

- Long-Sleeved Shirt
- Long Pants
- Shoes Plus Socks
- Chemical Resistant Gloves
- Protective eyewear

Some materials that are chemical-resistant to this product are polyethylene, polyvinyl chloride, barrier-laminate, and butyl, nitrile, neoprene, and natural rubber. If you want more options, follow the instructions for category A on an EPA chemical resistance category selection chart.

Follow manufacturer's instructions for cleaning/maintaining PPE. If no such instructions for washables exist, use detergent and hot water. Keep and wash PPE separately from other laundry. Discard clothing and other absorbent material that have been drenched or heavily contaminated with the product's concentrate. Do not reuse them.

When handlers use closed systems, enclosed cabs, or aircraft in a manner that meets the requirements listed in the Worker Protection Standard (WPS) for agricultural pesticides [40 CFR 170.240(d)(4-6)], the handler PPE requirements may be reduced or modified as specified in the WPS.

USER SAFETY RECOMMENDATIONS

- Users should wash hands before eating, drinking, chewing gum, using tobacco, or using the toilet.
- Users should remove clothing/PPE immediately if pesticide gets inside. Then wash thoroughly and put on clean clothing.
- Users should remove PPE immediately after handling this product. Wash the outside of gloves before removing. As soon as possible, wash thoroughly and change into clean clothing.

ENVIRONMENTAL HAZARDS

This pesticide is toxic to fish and aquatic invertebrates and may contaminate water through runoff. This product has a potential for runoff for several months or more after application. Poorly draining soils and soils with shallow water tables are more prone to produce runoff that contains this product. Drift and runoff may be hazardous to aquatic organisms in water adjacent to treated areas.

Do not apply directly to water, to areas where surface water is present, or to intertidal areas below the mean high water mark. Do not contaminate water when disposing of equipment washwater or rinsate.

DIRECTIONS FOR USE

It is a violation of Federal law to use this product in a manner inconsistent with its labeling.

Do not apply this product in a way that will contact workers, other persons, adults, children, or pets either directly or through drift. Only protected handlers may be in the area during application. For requirements specific to your State or Tribe, consult the State or Tribe agency responsible for pesticide regulations.

AGRICULTURAL USE REQUIREMENTS

Use this product only in accordance with its labeling and with the Worker Protection Standard, 40 CFR part 170. This standard contains requirements for the protection of agricultural workers on farms, forests, nurseries, and greenhouses, and handlers of agricultural pesticides. It contains requirements for training, decontamination, notification, and emergency assistance. It also contains specific instructions and exceptions pertaining to the statements on this label about personal protective equipment (PPE) and restricted-entry intervals (REI). The requirements in this box only apply to uses of this product that are covered by the Worker Protection Standard.

Do not enter or allow worker entry into treated areas during the restricted-entry interval (REI) of 48 hrs.

The restricted entry interval for greenhouses may be reduced to 24-hour REI, provided that the following conditions are met:

- For at least seven days following the application of copper-containing products in greenhouses:
 - At least one container or station designed specifically for flushing eyes is available in operating condition with the WPS-required decontamination supplies for workers entering the area treated with copper-containing products
 - Workers are informed orally, in a manner they can understand:
 - That residues in the treated area may be highly irritating to their eyes,
 - That they should take precautions, such as refraining from rubbing their eyes, to keep the residues out of their eyes,
 - That if they do get residues in their eyes, they should immediately flush their eyes with the eye flush container or eye flush station that is located with the decontamination supplies, and
 - How to operate the eye flush container or eye flush station.

PPE required for early entry to treated areas that is permitted under the Worker Protection Standard and that involves contact with anything that has been treated such as plants, soil, or water, is:

1. Coveralls
2. Shoes plus socks
3. Chemical resistant gloves made of any waterproof material such as polyethylene or polyvinyl chloride
4. Protective eyewear

PRODUCT INSTRUCTIONS

Americop 40 DF may be applied as an aerial, ground dilute or ground concentrate spray unless specifically directed otherwise in the specific crop use directions.

The per acre use rate of Americop 40 DF is applicable for both dilute and concentrate spraying. Depending upon the equipment used and the specific crop, the spray volume applied per acre will differ. Refer to Minimum Recommended Spray Volume Table. Complete spray coverage is essential to assure optimum performance from Americop 40 DF. When treating by aerial application or with low volume application equipment, unless you have had specific previous experience, it is advisable to test for compatibility and tolerance to crop injury prior to full scale commercial utilization. Consult the Americop 40 DF label for specific rates and timing of application by crop. Where application rates and intervals are provided in a range (e.g. 4 to 12 pounds and 7 to 10 days), the higher rates and shorter spray intervals are recommended when rainfall is heavy and/or disease pressure is high. Use the higher rates for large mature tree crops.

SPECIAL PRECAUTIONS

- The Pre-Harvest Interval (PHI) for Americop 40 DF is 0 days unless otherwise noted.
- If Americop 40 DF is applied in a spray solution having a pH of less than 6.5, phytotoxicity may occur.
- Do not tank mix Americop 40 DF with "Aliette" fungicide for use on any registered crops unless appropriate precautions have been taken to buffer the spray solution because severe phytotoxicity may result. Use in accordance with the most restrictive of label limitations and precautions. Do not exceed label dosage rates. This product cannot be mixed with any product containing a label prohibition against such mixing.
- This product may be reactive on masonry and metal surfaces such as galvanized roofing. Avoid contact with metal surfaces. Do not spray on cars, houses, lawn furniture, or other metallic surfaces.
- Environmental conditions such as extended periods of wet weather, acid rain, etc. which alter the pH of the leaf surface may affect the performance of Americop 40 DF resulting in possible phytotoxicity or loss of effectiveness.
- Agricultural chemicals may perform in an unpredictable manner when tank mixed, especially where several products are involved. Reduced effect on pests or crop injury may occur. Unless recommended on this label or by a state/local expert, it is advisable to test for compatibility and potential crop injury prior to commercial use of a new tank mix.
- It must be determined if proper application equipment is available and if waste associated with its use can be properly handled. Agricultural chemicals are often reactive with the materials used in the construction of application equipment, such as aluminum, rubber and some synthetic materials. This factor should be taken into consideration when selecting proper application equipment. It is necessary that all application equipment be thoroughly flushed with clean water after each day's use.
- Apply this product only through one or more of the following types of systems: sprinkler, including center pivot, lateral move, traveler, big gun, or plastic pipe solid set system(s). Do not apply this product through any other type of irrigation system. Do not apply in systems which contain aluminum parts or components.
- While volume is important in obtaining full spray coverage, often factors such as foliage density, environmental conditions and sprayer calibration have a greater impact. Always be sure that sprayers are calibrated to spray equipment manufacturer's specifications and environmental conditions are within those recommended by State and local regulatory authorities.

- When mixing, fill the spray tank one-half full with water. Add Americop 40 DF slowly to tank while hydraulic or mechanical agitation is operating and continue filling with water. Spreaders, stickers, insecticides, nutrients, etc. should be added last. If compatibility is in question, use the Compatibility Jar Test before mixing a whole tank or contact your chemical supplier. Observe all precautions and limitations on the labels of all products used in mixtures.

CROP CLASSIFICATION

CITRUS: Grapefruit, Kumquat, Lemon, Lime, Orange, Pummelo, Tangelo and Tangerine.

CONIFERS: Douglas Fir, Fir, Juniper, Leyland Cypress, Pine and Spruce

FIELD CROPS: Alfalfa, Barley, Corn*, Oats, Peanut, Potato, Sugar Beet and Wheat.

SMALL FRUITS: Blackberry, Blueberry, Cranberry, Currant, Gooseberry, Raspberry and Strawberry.

TREE CROPS: Almond, Apple, Apricot, Avocado, Banana/Plantain, Cacao, Cherry, Coffee, Filbert, Mango, Nectarine, Olive, Peach, Pear, Pecan, Pistachio, Plum, Prune, Quince and Walnut.

VEGETABLES: Bean, Beet, Beet Greens, Broccoli, Brussels Sprout, Cabbage, Chinese Cabbage, Cantaloupe, Carrot, Cauliflower, Celery, Celery, Cucumber, Eggplant, Greens (Collard, Mustard and Turnip), Honeydew, Kale, Kohlrabi, Lettuce, Muskmelon, Okra, Onion/Garlic/Leek, Pea, Pepper, Pumpkin, Spinach, Squash, Tomato, Watercress and Watermelon.

VINES: Grape, Hops and Kiwi.

MISCELLANEOUS: Atemoya (Sugar Apple, Annona), Carambola, Chives, Dill, Ginseng, Guava, Litchi, Live Oak*, Macadamia, Mamey Sapote, Papaya, Parsley, Passion Fruit, Sugar Apple and Sycamore.

*Not for use in California.

GREENHOUSE AND SHADEHOUSE CROPS: Americop 40 DF may be used in greenhouses and shadehouses to control diseases on any crop on this label where physiology allows greenhouse or shadehouse culture. While specific directions are presented for Eggplant, Pepper, Cucumber, Tomato and Citrus; general use may occur for any crop on this label where physiology allows greenhouse or shadehouse culture. Consequently; injuries arising from the use of Americop 40 DF on these types of greenhouse and shadehouse crops are the responsibility of the user.

Minimum Recommended Spray Volume (Gallons Per Acre)

Crop Group	When Applying Americop 40 DF		Concentrate
	Aerial	Ground	
Citrus	10	Dilute 800	100*
Conifers	10	100	30
Field Crops	3	20	---
Small Fruits	5	150	50
Tree Crops	10	400	50
Vegetables	3	20	---
Vines	5	150	50
Miscellaneous	10	150	50

*Pesticide application equipment such as "Curtec" or other similar sprayers which are capable of obtaining thorough coverage at low volumes may be used at as low as 20 gallons per acre of spray volume.

The following specific instructions are based on general application procedures. The recommendations of the State Agricultural Extension Service should be closely followed as to timing, frequency and number of sprays per season.

FROST INJURY PROTECTION

BACTERIAL ICE NUCLEATION INHIBITOR

Application of Americop 40 DF made to all crops listed on this label at rates and stages of growth indicated on this label, at least 24 hours prior to anticipated frost conditions, will afford control of ice nucleating bacteria (*Pseudomonas syringae*, *Erwinia herbicola*, and *Pseudomonas fluorescens*) and may therefore provide some protection against light frost. Not recommended for those geographical areas where weather conditions favor severe frost.

Americop 40 DF Use Rates

CROP	DISEASE	Americop 40 DF		
		Application Rate pounds product/ acre	Maximum Application per Year pounds/ acre	Use Notes
Alfalfa	Cercospora, Leptosphaerulina, Leaf Spot	1.32	2.8	Apply 10 to 14 days before each harvest or earlier if disease threatens. Repeat every 30 days if needed. NOTE: Spray injury may occur with sensitive varieties such as Lahontan. Minimum Retreatment Interval 30 days.
Almonds	Coryneum Blight (winter)	6-16	45	Make first application before fall rains and a second at late dormant. Use the higher rates when conditions favor disease. Minimum retreatment interval is 7 days. If needed, agricultural-type spray oil may be added. NOTE: Foliar injury may occur from post-bloom sprays on almonds, especially on NePlus varieties.
	Blossom Brown Rot (spring)	3.75	45	Apply during early bloom. Do not apply after full bloom or injury may occur. Use the higher rates when rainfall is heavy and disease pressure is high. Minimum retreatment interval is 5 days.
	Bacterial blast (Pseudomonas) (Winter)	6-16	45	For bacterial blast control in sprinkler irrigated orchards or where disease is severe, apply post-bloom at 2 week intervals if needed or just before sprinkling.

CROP	DISEASE	Americop 40 DF		
		Application Rate pounds product/ acre	Maximum Application per Year pounds/ acre	Use Notes
Almonds	Bacterial canker	6-16	45	Make first application before fall rains and a second at late dormant. Use the higher rates when conditions favor disease. Minimum retreatment interval is 7 days. If needed, agricultural-type spray oil may be added. NOTE: Foliar injury may occur from post-bloom sprays on almonds, especially on NePlus varieties.
Apples	Anthracnose, European Canker, Blossom Blast, Shoot Blast (Pseudomonas)	10-16	40	Apply before fall rains. Use the higher rates when conditions favor disease. NOTE: Use on yellow varieties may cause discoloration. To avoid discoloration, pick before spraying. Only one application permitted per season.
	Fire Blight, Apple Scab (winter)	2.75-5.25	40	Extended spray schedule where fruit finish is not a concern: Continue applications may be made at 5 to 7 day intervals if needed between 1/2 inch green-tip and first cover spray. NOTE: Moderate to severe crop injury may result from this extended spray schedule. It is not intended for fresh market apples or for apples where fruit finish is a concern as it is likely to cause fruit russetting. The addition of 1 to 3 pounds of hydrated lime per pound of Americop 40 DF may reduce crop injury. Only one application permitted per season.
	Fire Blight (spring)	1.25	40	Make application between silver-tip and green-tip. Apply as a full cover spray for early season disease suppression.
	Apple Scab (spring)	0.5-1.5	40	NOTE: Moderate to severe crop injury may occur from late application; discontinue use when green-tip reaches 1/2 inch. Only one application permitted per season.

CROP	DISEASE	Americop 40 DF		
		Application Rate pounds product/ acre	Maximum Application per Year pounds/ acre	Use Notes
Apples	Crown or Collar Rot	1.5	40	Mix in 100 gallons of water. Apply 4 gallons of suspension as a drench on the lower trunk area of each tree. Apply in early spring or in fall after harvest for best results. Do not apply to foliage or fruit. NOTE: Do not use if soil pH is below 5.5 since copper toxicity may result. Only one application permitted per season.
Apricots	Bacterial Blast (Pseudomonas), Bacterial canker, Coryneum Blight (Shot Hole) (winter)	6-16	45	Make first application before fall rains and a second at late dormant. Use the higher rates when conditions favor disease. Minimum retreatment interval is 7 days. If needed, agricultural-type spray oil may be added.
	Coryneum Blight (Shot Hole) (spring)	3.75	45	Apply during early bloom. Do not apply after full bloom or injury may occur. Use the higher rates when rainfall is heavy and disease pressure is high. Minimum retreatment interval is 5 days.
Atemoya (Sugar Apple, Annona)	Anthracnose	3-7.8	31.5	Make initial application just before flowering and repeat on a weekly schedule until just before harvest. Apply in sufficient water for thorough coverage. Use the higher rates for severe disease. Minimum Retreatment Interval 7 days.
Avocados	Anthracnose, Blotch, Scab	6-7.87	47.2	Apply when bloom buds begin to swell and continue application at 14 to 30 day intervals for five to six applications. Use the higher rates when conditions favor disease. Minimum Retreatment Interval 14 days.
Bananas	Sigatoka	2	47.2	Apply at 7 to 14 day intervals if needed. Minimum Retreatment Interval 7 days.

CROP	DISEASE	Americop 40 DF		
		Application Rate pounds product/ acre	Maximum Application per Year pounds/ acre	Use Notes
	Black Pitting	2.26	47.2	Mix in 100 gallons of water. Apply to the fruit stem and the basal portion of the leaf crown. Apply during the first and second weeks after fruit emergence. Minimum Retreatment Interval 7 days.
Beans (Dry, Green)	Bacterial Blight (Halo and Common), Brown Spot	1-1.97	11.8	For protective sprays, make first application when plants are 6 inches high; repeat on a 7 to 14 day schedule if needed depending on environmental conditions. Use the higher rates for more severe disease. Minimum Retreatment Interval 7 days.
Beet (Table Beet, Sugar Beet, Beet Greens)	Cercospora Leaf Spot	2-3.27	19.6	Begin applications when conditions first favor disease development and repeat at 10 to 14 day intervals if needed. Use the higher rates when conditions favor disease. Addition of a spreader/ sticker is recommended. Minimum Retreatment Interval 10 days.
Brambles (Blackberry, Santiam, Logan, Boysen, Marion, Aurora, Cascade, Chehalem, and Thornless Evergreen)	Leaf & Cane Spot, Purple Blotch, Anthracnose, Yellow Rust, Pseudomonas Blight	2-4	25	Make fall application after harvest. Apply delayed dormant spray after pruning/training in the spring. If needed, agricultural-type spray oil may be added. Minimum Retreatment Interval 7 days.
	Leaf and Cane Spot, Purple Blotch, Anthracnose, Yellow Rust	2	25	Apply when leaf buds begin to open and repeat when flower buds show white. Repeat on a 7 day interval if needed. If needed, agricultural-type spray oil may be added. NOTE: Crop injury may occur if applied to foliage under certain environmental conditions such as hot or prolonged moist periods. Discontinue applications if signs of crop injury appear. Minimum Retreatment Interval 7 days.
Blueberries	Bacterial canker	2-5.25	21	Make first application before fall rains and a second application 4 weeks later. Use the higher rates when conditions favor disease. Minimum Retreatment Interval 7 days.

CROP	DISEASE	Americop 40 DF		
		Application Rate pounds product/ acre	Maximum Application per Year pounds/ acre	Use Notes
Cantaloupe, Honeydew, Muskmelon	Downy Mildew, Alternaria Leaf Spot, Angular Leaf Spot, Anthracnose, Gummy Stem Blight, Powdery mildew, Bacterial Fruit Blotch (Suppression)	1-2.62	13.1	Begin applications prior to disease development and continue while conditions are favorable for disease development. Repeat at 5 to 7 day intervals if needed. Use the higher rates when conditions favor disease. NOTE: Crop injury may occur from application at higher rates and shorter intervals. Discontinue use if injury occurs. Minimum Retreatment Interval 5 days.
Carambola	Anthracnose	5.25	26.2	Make initial application just before flowering and repeat on a weekly schedule until just before harvest. Apply in sufficient water for thorough coverage. Use the higher rates for severe disease. Minimum Retreatment Interval 7 days.
Carrots	Alternaria, Cercospora Leaf Spot	2	12.5	Begin applications when disease first threatens and repeat at 7 to 14 day intervals if needed depending on disease severity. Minimum Retreatment Interval 7 days.
Celery, Celeriac	Cercospora Early Blight, Septoria Late Blight, Bacterial Blight	2	13.2	Begin applications as soon as plants are first established in the field, repeating at 7 day intervals if needed depending on disease severity and environmental conditions. Minimum Retreatment Interval 7 days.
Cherry	Bacterial blast (Pseudomonas) Coryneum Blight Bacterial canker (winter)	6-16	45	Make first application before fall rains and a second at late dormant. Use the higher rates when conditions favor disease. If needed, agricultural-type spray oil may be added. Where disease is severe, an additional application shortly after harvest may be required. Minimum Retreatment Interval 7 days.

CROP	DISEASE	Americop 40 DF		
		Application Rate pounds product/ acre	Maximum Application per Year pounds/ acre	Use Notes
Cherry	Coryneum Blight (Shot Hole) Blossom Brown Rot (spring)	3.75	45	Where disease is severe, an additional application shortly after harvest may be required. Minimum Retreatment Interval 5 days.
	Cherry Leaf Spot (Sour Cherries Only)	3.75	45	Apply at petal fall as well as 1 to 2 times after petal fall. Use the lower rates where disease infection is light and use the higher rates for a dormant application or where disease infection is moderate to heavy. Minimum Retreatment Interval 5 days. Do not apply to sweet cherry or the English Morello variety as severe injury will result. The addition of 1 to 3 pounds of hydrated lime per pound of Americop 40 DF may reduce crop injury. NOTE: Moderate to severe injury such as leaf spotting and defoliation may occur from post-bloom applications.
Chives	Downy mildew	1.32	6.6	Begin applications when plants are established in the field. Repeat applications every 7 to 10 days if needed depending on disease conditions. Minimum Retreatment Interval 7 days.
Citrus	Americop 40 DF may be mixed with dry foliar nutritionals (micronutrients) to create "Shot Bag" mixes to meet the various nutritional requirements of citrus and provide disease protection as described on this label. Americop 40 DF per acre rates in these mixes must not exceed the maximum labeled rates for disease control. Adding foliar nutritionals or other products to spray mixtures containing Americop 40 DF and applying to citrus during the post bloom period when young fruit are present may result in spray burn. NOTE: Phytotoxicity may occur on young tender flush when Americop 40 DF is applied to citrus seedlings grown in greenhouses or shadehouses.			
	Melanose, Scab, Algal Spot	2-7.87	31.5	Apply as pre-bloom and post-bloom sprays. Use the higher rates when conditions favor disease. Minimum Retreatment Interval 7 days.
	Greasy Spot, Pink Pitting	2-6	31.5	Apply in summer on expanded new flush. Repeat on subsequent flushes where disease pressure is severe. Use the higher rates when conditions favor disease. Minimum retreatment interval is 7 days.

CROP	DISEASE	Americop 40 DF		
		Application Rate pounds product/ acre	Maximum Application per Year pounds/ acre	Use Notes
Citrus	Alternaria Brown Spot (Supression only)	2-7.87	31.5	On susceptible varieties apply when the first spring flush appears and each flush thereafter. Application to fruit should start after two thirds of the petals have fallen and be repeated on a 7 to 21 day schedule if needed. Use the higher rates when conditions favor disease. Minimum Retreatment Interval 7 days.
	Phytophthora Brown Rot, Septoria Spot	2-7.87	31.5	Begin application in fall before or just after the first rain and continue if needed. For Brown Rot only, apply to skirts of trees to a height of at least 4 feet. For control of Septoria Spot or where fruit have already been infected with Brown Rot, apply to entire tree. Apply also to bare ground one foot beyond skirt. Use the higher rates when conditions favor disease. Minimum retreatment interval is 7 days. NOTE: In California, in areas subject to copper injury, add 1/3 to 1 pound of high quality lime per pound of Americop 40 DF.
	Citrus Canker (suppression only)	2-7.87	31.5	Spray flushes 7 to 14 days after shoots begin to grow. Young fruit may require an additional application. Number and timing of applications will be dependent upon disease pressure. Under heavy pressure, each flush of new growth should be sprayed. Minimum retreatment interval is 7 days.
	Phytophthora Foot Rot	1	31.5	Mix with 1 quart of water, "Tre-Hold" or latex paint. Paint trunks of trees from the soil surface to the lowest scaffold limbs. Apply in May prior to summer rains and/or in the fall prior to wrapping trees for freeze protection. Treatment serves as protection for up to 1 year, but does not cure existing infections. NOTE: Areas where microjet or low volume irrigation hit the tree trunk may require retreatment due to wash off. Minimum Retreatment Interval 7 days.

CROP	DISEASE	Americop 40 DF		
		Application Rate pounds product/ acre	Maximum Application per Year pounds/ acre	Use Notes
Citrus	Black Spot*	2-7.87	31.5	Begin treatment prior to or when disease first appears and repeat every 7 to 21 days if needed. Use the higher rates and shorter spray intervals when conditions favor disease. Minimum Retreatment Interval is 7 days.
Citrus Field Nursery Grown	Melanose, Scab, Pink Pitting, Greasy Spot, Brown Rot and for suppression of Citrus Canker	6-7.87	31.5	Apply at 28 day intervals if needed depending on disease severity. Minimum Retreatment Interval 7 days.
Corn (Field Corn, Popcorn, Sweet Corn)*	Bacterial Stalk Rot	1.25-2.62	10.5	Begin treatment when disease first appears and repeat every 7 to 10 days if needed. Use the higher rates and shorter spray intervals when conditions favor disease. Minimum Retreatment Interval 7 days.
Coffee	Iron Spot (Cercospora coffeicola), Pink Disease (Corticium salmonicolor)	2	31.5	Use concentrate or dilute spray. Begin treatment at the start of wet season and continue at monthly intervals for three applications. Minimum Retreatment Interval 14 days.
	Coffee Berry Disease (Collecto- trichum coffeanum)	4-5.25	31.5	Apply first spray after flowering and before onset of long rains and then at 14 to 28 day intervals if needed until picking. Use the higher rates when conditions favor disease. Minimum Retreatment Interval 14 days.
	Bacterial Blight (Pseudo- monas syringae)	4-5.25	31.5	Begin spray program before the onset of long rainy periods and continue throughout the rainy season at 14 to 21 day intervals if needed. The critical time for spraying to control this disease is just before, during and after flowering(s), especially when coinciding with wet weather. Use the higher rates when rainfall is heavy and disease pressure is high. Minimum Retreatment Interval 14 days.

CROP	DISEASE	Americop 40 DF		
		Application Rate pounds product/ acre	Maximum Application per Year pounds/ acre	Use Notes
Coffee	Leaf Rust (Hemileia vastatrix)	2-4	31.5	Apply before the onset of rain and then at 14 to 21 day intervals if needed while the rains continue. Use the higher rates when rainfall is heavy and disease pressure is high. Minimum Retreatment Interval 14 days.
Cranberry	Fruit Rot	4-5.25	31.5	Make first application in late bloom. Apply one or two additional applications at 7 to 14 day intervals if needed depending on disease severity. Minimum Retreatment Interval 7 days.
	Rose Bloom	4-5.25	31.5	Apply three sprays on 7 to 14 day schedule if needed as soon as symptoms are observed. Minimum Retreatment Interval 7 days.
	Bacterial stem canker	4-5.25	31.5	Apply post-harvest and again in spring at bud swell. Apply one or two additional applications at 7 to 14 day intervals if needed depending on disease severity. Minimum Retreatment Interval 7 days.
	Tip Blight (Monolinia), Red Leaf Spot, Stem and Leaf Blight	4-5.25	31.5	Apply delayed dormant spray in the spring. Repeat at 7 to 14 day intervals if needed through pre-bloom. Minimum Retreatment Interval 7 days.
Cucumber	Angular Leaf Spot, Downy Mildew, Alternaria Leaf Spot, Anthracnose, Powdery mildew, Bacterial Fruit Blotch - Suppression, Gummy Stem Blight	1-2.62	13.1	Begin applications prior to disease development and continue while conditions are favorable for disease development Repeat at 5 to 7 day intervals if needed. Use the higher rates when conditions favor disease. NOTE: Crop injury may occur from application at higher rates and shorter intervals. Discontinue use if injury occurs. Minimum Retreatment Interval 5 days.

CROP	DISEASE	Americop 40 DF		
		Application Rate pounds product/acre	Maximum Application per Year pounds/acre	Use Notes
Currants, Gooseberry	Anthracoese, Leaf Spot	6	40	Make initial application after first leaves have expanded. Continue on a 10 to 14 day schedule if needed during wet conditions in the spring. Make an additional application after harvest. Minimum Retreatment Interval 10 days.
Dill	Phoma Leaf Spot, Rhizoctonia, Foliage Blight	1.97	9.8	Begin applications when plants are first established in the field and repeat at 7 to 10 day intervals if needed depending upon disease severity and environmental conditions. Use the higher rates when conditions favor disease. Minimum Retreatment Interval 7 days.
Eggplant	Alternaria blight, Anthracnose, Phomopsis	1.97	19.75	Begin applications prior to development of disease symptoms. Repeat sprays at 7 to 10 day intervals if needed depending on disease severity. Minimum Retreatment Interval 7 days.
Filbert (Permitted in the states of Washington and Oregon only)	Bacterial Blight	10-15	60	Apply as a post-harvest spray. In seasons of heavy rainfall, apply a second spray when three-fourths of the leaves have dropped. Use the higher rates when rainfall is heavy and disease pressure is high. If needed, agricultural-type spray oil may be added. Minimum Retreatment Interval 14 days.
	Eastern Filbert Blight	15	60	Apply as a dilute spray in adequate water for thorough coverage. Make applications starting at bud swell to bud break and continue at 14 day intervals if needed until early May. Thorough coverage is essential. Use the higher rates when rainfall is heavy and disease pressure is high. If needed, agricultural-type spray oil or sticking agent may be added. Minimum Retreatment Interval 14 days.
Garlic	Bacterial Blight,	1.5	15	Begin when plants are 4 to 6 inches high and repeat at 7 to 10 day intervals if needed

CROP	DISEASE	Americop 40 DF		
		Application Rate pounds product/ acre	Maximum Application per Year pounds/ acre	Use Notes
	Downy Mildew, Purple Blotch	2		depending on disease severity. Can cause phytotoxicity to leaves. Minimum Retreatment Interval 7 days.
Ginseng	Alternaria Leaf & Stem Blight	2-2.62	13.1	Use as a tank mix with 2 pounds "Rovral 50W" in 100 gallons of water. Use in accordance with the most restrictive of label limitations and precautions. Do not exceed any labeled dosage rates. This product cannot be mixed with any product containing a label prohibition against such mixing. Begin Americop 40 DF-"Rovral" applications as soon as plants have emerged in spring. Applications should be repeated every 7 days if needed until plants become dormant in fall. Apply fungicides at least 8 hours before rain. Use of a spreader-sticker or sticker is advised. NOTE: Alternaria Leaf and Stem Blight is most severe in humid conditions such as those found in the dense canopies of 2 to 4 year old Ginseng. It is very important that the stems be thoroughly covered with fungicide; therefore, use a spray apparatus which distributes the fungicide throughout the canopy. Minimum Retreatment Interval 7 days.
Grapes	Black Rot, Powdery Mildew, Phomopsis, Downy Mildew (<i>bud break</i>)	2-4	50	Begin applications at bud break with subsequent applications throughout the season depending on disease severity. Repeat at 3 day intervals if needed. Use the higher rates when conditions favor disease. NOTE: Foliage injury may occur on copper sensitive varieties such as Concord, Delaware, Niagara and Rosette. Either test for sensitivity or add 1 to 3 pounds of hydrated lime per pound of Americop 40 DF. Minimum Retreatment Interval 3 days.
Guava	Anthracnose, Red Algae	3	12.3	Make initial application just before flowering and repeat on a weekly schedule until just before harvest. Apply in sufficient water for thorough coverage. Use the higher rates for severe disease. Minimum Retreatment Interval 7 days.

CROP	DISEASE	Americop 40 DF		
		Application Rate pounds product/ acre	Maximum Application per Year pounds/ acre	Use Notes
Hops	Downy Mildew	1.32	6.6	Make crown treatment after pruning, but before training. After training, apply at 10 day intervals if needed. NOTE: Discontinue use two weeks before harvest. Minimum Retreatment Interval 10 days.
Kiwi	Pseudomonas syringae, Erwinia herbicola, Pseudomonas fluorescens	4-5.25	15.75	Apply in 200 gallons of water per acre. Make applications on a monthly basis. A maximum of three applications may be made. Minimum Retreatment Interval 30 days.
Lettuce, Endive, Escarole	Downy Mildew	1.2-2.5	20	Begin applications when disease symptoms first appear or when conditions favor disease development. Repeat at 5 to 10-day intervals if needed depending on disease severity. NOTE: Determine if there is varietal sensitivity prior to use. Injury may occur to sensitive lettuce varieties and under adverse weather conditions. Discontinue use if injury occurs. Minimum Retreatment Interval 5 days.
Litchi	Anthracoese	3	12.3	Make initial application just before flowering and repeat on a weekly schedule until just before harvest. Apply in sufficient water for thorough coverage. Use the higher rates for severe disease. Minimum Retreatment Interval 7 days.
Live Oak*, Pecan	Ball Moss, Spanish Moss	3-5.25	21	Apply in 100 gallons of water in the spring when ball moss is actively growing, using 1 1/2 gallons of spray per foot of tree height. Make sure to wet ball moss tufts thoroughly. The addition of a non-ionic surfactant will improve control. A second application may be required after 12 months. Minimum Retreatment Interval 14 days.
Macadamia Nuts	Anthracoese	3-5.9	23.6	Initiate sprays at first sign of flowering and repeat on a weekly schedule until just before harvest. Apply in sufficient water for thorough coverage. Use the higher rates for severe disease. Minimum Retreatment Interval 7 days.

CROP	DISEASE	Americop 40 DF		
		Application Rate pounds product/ acre	Maximum Application per Year pounds/ acre	Use Notes
Macadamia Nuts	Phytophthora Blight (P. capsici), Raceme Blight (Botrytis cinerea)	4-5.9	23.6	Apply during raceme development and bloom periods. Apply in sufficient water for thorough coverage. Use the higher rates when conditions favor disease. Minimum Retreatment Interval 7 days.
Mamey Sapote	Anthracnose, Algal Leaf Spot	4-5.25	21	Apply when conditions favor disease development. Repeat on 14 to 30 day schedule if needed as disease severity and environmental conditions dictate. Use the higher rates when conditions favor disease. Minimum Retreatment Interval 14 days.
Mango	Anthracnose	6.5	120	Apply at 7 day intervals after fruit set until harvest. Use the higher rates when rainfall is heavy and disease pressure is high. Minimum Retreatment Interval 7 days.
Okra	Anthracnose, Bacterial Leaf Spot, Leaf Spots, Pod Spot, Powdery Mildew	0.5-1.5	13.1	Begin treatment when disease first threatens and repeat every 5 to 10 days if needed depending on disease severity. Use the higher rates and shorter spray intervals when conditions favor disease. Minimum Retreatment Interval 5 days.
Olives	Peacock Spot, Olive Knot	6-8	45	Make first application before winter rains begin. A second application in early spring should be made if disease is severe. Apply the higher rates for heavy disease pressure or when conditions favor disease development. Minimum Retreatment Interval 30 days.
Onions	Bacterial Blight,	1.5	15	Begin when plants are 4 to 6 inches high and repeat at 7 to 10 day intervals if needed depending on disease severity. Can cause phytotoxicity to leaves. Minimum Retreatment Interval 7 days.
	Downy Mildew, Purple Blotch	2		
Papaya	Anthracnose	3-6.57	53	Apply before disease appears. Apply at 7 day intervals if needed. The addition of an approved spreader is desirable. Use the higher rates when conditions favor disease. Minimum Retreatment Interval 7 days.

CROP	DISEASE	Americop 40 DF		
		Application Rate pounds product/ acre	Maximum Application per Year pounds/ acre	Use Notes
Parsley	Bacterial Blight (Pseudomonas sp.)	2.5	5	Begin applications when plants are first established in the field and repeat at 10 day intervals if needed depending on disease severity and environmental conditions. Minimum Retreatment Interval 10 days.
Passion Fruit	Anthracnose	4-5.9	23.6	Make initial application just before flowering and repeat on a weekly schedule until just before harvest. Apply in sufficient water for thorough coverage. Use the higher rates when conditions favor disease. Minimum Retreatment Interval 7 days.
Peaches, Nectarines	Leaf Curl, Coryneum Blight (Shot Hole) Bacterial Canker and Blast (Pseudomonas), Bacterial Spot (Xanthomonas) (winter)	6-16	45	Make first application before fall rains and a second at late dormant. For peach leaf curl, late dormant application must be made before leaf buds swell. Use the higher rates when rainfall is heavy and disease pressure is high. If needed, agricultural-type spray oil may be added. Minimum Retreatment Interval 7 days.
	Blossom Brown Rot, Coryneum Blight (Shot Hole), Leaf Curl (spring)	3.75	45	Make first application before fall rains and a second at late dormant. For peach leaf curl, late dormant application must be made before leaf buds swell. Use the higher rates when rainfall is heavy and disease pressure is high. If needed, agricultural-type spray oil may be added. Minimum retreatment Interval 7 days.
	Bacterial Spot	1	45	Apply as a post bloom cover spray. Repeat at 5 day intervals if needed. Do not make more than 6 applications. NOTE: Spotting of leaves and defoliation may occur from use in cover sprays. Discontinue use if injury occurs. Minimum Retreatment Interval 7 days.


CROP	DISEASE	Americop 40 DF		
		Application Rate pounds product/ acre	Maximum Application per Year pounds/ acre	Use Notes
Peanuts	Cercospora Leaf Spot	1-1.97	11.85	Begin spraying at 35 to 40 days after planting or when disease symptoms first appear and repeat at 7 to 14 day intervals if needed. Reduce time between sprays to 7 day intervals during humid weather. Use the higher rates when conditions favor disease. Flowable sulfur may be added. Minimum Retreatment Interval 7 days.
Pears	Fire Blight	1	40	NOTE: Russetting may occur in copper sensitive varieties. Excessive dosages may cause fruit russet on any variety. Only one application permitted per season.
	Blossom Blast (Pseudo- monas Blight)	10-16	40	Apply before fall rains and again during dormancy before spring growth starts. Use the higher rate when disease pressure is high or when conditions favor disease development. Only one application permitted per season.
Peas	Powdery Mildew	1-1.97	9.8	Minimum Retreatment Interval 7 days.
Pecans	Shuck and Kernet Rot (Phyto- phthora cactorum), Zonate Leaf Spot (Cristulariella pyramidalls)	2.5-5.25	21	Minimum Retreatment Interval 14 days.
	Ball Moss, Spanish Moss	3-5.25	21	Minimum Retreatment Interval 14 days.
Peppers	Bacterial Spot, Anthracnose, Cercospora Leaf Spot	1.97	29.6	Begin applications when conditions first favor disease development and repeat at 3 to 10 day intervals if needed depending on disease severity. Use the higher rates when conditions favor disease. Minimum Retreatment Interval 3 days.

CROP	DISEASE	Americop 40 DF		
		Application Rate pounds product/ acre	Maximum Application per Year pounds/ acre	Use Notes
Pistachios	Botrytis Blight, Botryosphaeria Panicle and Shoot Blight, Septoria Leaf Blight, Late Blight (Alternaria Alternata)	2-5.25	21	Begin applications during leaf flush. Repeat at 14 day intervals throughout the season depending on disease severity. Minimum Retreatment Interval 14 days.
Plums, Prunes	Coryneum Blight (Shot Hole), Bacterial Blast (Pseudomonas), Bacterial canker, (winter)	6-16	45	Make first application before fall rains and a second at late dormant. Use the higher rates when conditions favor disease. Minimum retreatment interval is 7 days. If needed, agricultural-type spray oil may be added. Minimum Retreatment Interval 7 days.
	Brown Rot, Blossom Blight, Coryneum Blight (Shot Hole) (spring)	3.75	45	Apply during early bloom. Do not apply after full bloom or injury may occur. Use the higher rates when rainfall is heavy and disease pressure is high. Minimum Retreatment Interval 5 days.
	Black Knot (Plum)	3-3.75	45	Make an application at bud swell up to early bloom for early season disease suppression. Apply before full bloom. Use the higher rates when rainfall is heavy and disease pressure is high. NOTE: To avoid plant injury, do not use after full bloom. Minimum Retreatment Interval 7 days.

CROP	DISEASE	Americop 40 DF		
		Application Rate pounds product/ acre	Maximum Application per Year pounds/ acre	Use Notes
Potatoes	Early & Late Blight	1-4	62.5	Apply 1 to 4 lbs. at 5 to 10 day intervals if needed starting when plants are 2 to 6 inches high in locations where disease is light. Apply up to 4 pounds per acre when disease is more severe. Under conditions of severe disease, control with Americop 40 DF will be improved by tank mixing with other compatible fungicides registered for use on potatoes. Read and follow all label instructions of tank mix partners. Minimum Retreatment Interval 5 days.
Pumpkins, Squash	Powdery Mildew, Alternaria Leaf Spot, Angular Leaf Spot, Anthracnose, Downy Mildew, Gummy Stem Blight, Bacterial Fruit Blotch (suppression)	1-2.62	13.1	Begin applications prior to disease development and continue while conditions are favorable for disease development. Repeat at 5 to 7 day intervals if needed. Use the higher rates when conditions favor disease. NOTE: Crop injury may occur from application at higher rates and shorter intervals. Discontinue use if injury occurs. Minimum Retreatment Interval 5 days.
Quince	Fire Blight	1	40	Apply at 5 day intervals if needed throughout the bloom period. Apply in adequate water for thorough coverage. Minimum Retreatment Interval 5 days.
Raspberry	Leaf & Cane Spot, Purple Blotch, Anthracnose, Yellow Rust, Pseudomonas Blight	2-4	25	Make fall application after harvest. Apply delayed dormant spray after training in the spring. If needed, agricultural-type spray oil may be added. Minimum Retreatment Interval is 7 days.

CROP	DISEASE	Americop 40 DF		
		Application Rate pounds product/ acre	Maximum Application per Year pounds/ acre	Use Notes
Raspberry	Leaf & Cane Spot, Purple Blotch, Anthracnose, Yellow Rust	2	25	Apply when leaf buds begin to open and repeat when flower buds show white. Repeat on a 7 day interval if needed. If needed, agricultural-type spray oil may be added. NOTE: Crop injury may occur if applied to foliage under certain environmental conditions such as hot or prolonged moist periods. Discontinue applications if signs of crop injury appear. Minimum Retreatment Interval 7 days.
Spinach	Anthracnose, Blue Mold, Cercospora Leafspot, & White Rust	1.97	9.8	Begin application when disease first appears or when conditions favor disease development. Repeat at 7 to 10 day intervals if needed. Use the higher rates when conditions favor disease. NOTE: Flecking may occur on spinach leaves. Minimum Retreatment Interval 7 days.
Strawberries	Leaf Spot, Leaf Blight, Angular Leaf Spot (Xanthomonas) Leaf Scorch	1-3	20.5	Apply when leaf buds begin to open and repeat when flower buds show white. Repeat on a 7 day interval if needed. If needed, agricultural-type spray oil may be added. NOTE: Crop injury may occur if applied to foliage under certain environmental conditions such as hot or prolonged moist periods. Discontinue applications if signs of crop injury appear. Minimum Retreatment Interval 7 days.
Sycamore	Anthracnose	2-3	50	Apply as a full cover spray in 100 gallons of water or sufficient volume for thorough coverage. Make first application at bud crack and second application 7 to 10 days later at 10% leaf expansion. Use the higher rates when conditions favor disease. Minimum Retreatment Interval 7 days.

CROP	DISEASE	Americop 40 DF		
		Application Rate pounds product/ acre	Maximum Application per Year pounds/ acre	Use Notes
Tomatoes	Early Blight, Late Blight, Bacterial Speck, Bacterial Spot, Anthracnose, Gray Leaf Mold, Septoria Leaf Spot	1.32	20	Begin applications when disease first threatens and repeat at 3 to 10 day intervals if needed depending on disease severity. Minimum Retreatment Interval 3 days.
Walnuts	Walnut Blight	6-8	80	Apply first spray at early pre-bloom prior to or when catkins are partially expanded. Make additional applications during bloom and early nutlet stage on a 7 day interval if needed when frequent rainfall or extended periods of moisture occur. Thorough coverage of catkins, leaves and nutlets is essential for effective control. NOTE: Adequate control may not be obtained when copper tolerant species of Xanthomonas bacteria are present. Minimum Retreatment Interval 7 days.
Watercress	Cercospora Leaf Spot	1.32	5.3	Begin applications when plants are first established in the field, repeating at 7 to 14day intervals if needed depending on disease severity. Do not exceed four applications per year. Apply using ground spray equipment at no less than 50 gallons of spray solution per acre. Minimum Retreatment Interval 7 days.



CONIFERS

For use on conifers, including Douglas Fir, Fir, Juniper, Leyland Cypress, Pine and Spruce, in Christmas tree plantings, forest stands and silviculture nurseries.

For control of foliar diseases, apply Americop 40 DF as a thorough cover spray at rates ranging from 3-5 pounds per acre. Begin applications in the spring at the initiation of new growth and repeat at 7 to 30 day intervals if needed. Use the higher rates when disease pressure is severe or when environmental conditions favor disease development. Maximum yearly rate per acre is 50 pounds. Americop 40 DF is recommended for use on the listed conifers for control of the following diseases:

Crop	Scientific Name	Disease
Douglas Fir	Pseudotsuga menziesii	Rhabdocline Needlecast
Fir	Abies spp.	Needlecasts
Juniper	Juniperus spp.	Anthracnose, Phomopsis Twig Dieback
Leyland Cypress	X Cupressocyparis leylandii	Cercospora Needle Blight
Pine	Pinus spp.	Needlecasts
Spruce	Picea spp.	Needlecasts

Lichens: To control lichens on any of the conifers above, apply 2.625 pounds of Americop 40 DF per acre as a dormant application before new growth emerges in the spring. The addition of a non-ionic surfactant will improve control. A second application may be required after 12 months.

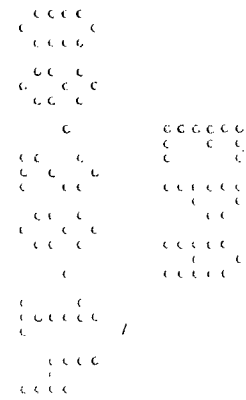
NOTE: Do not buffer or combine with emulsifiable concentrate insecticides.

GREENHOUSE AND SHADEHOUSE CROPS

Americop 40 DF may be used in greenhouses and shadehouses to control diseases on crops which appear on this label, and specific instructions have been developed for the crops listed. The grower should bear in mind that the sensitivity of crops grown in greenhouses and shadehouses differs greatly from crops grown under field conditions. Neither the manufacturer nor seller has determined whether or not Americop 40 DF can be used safely on all greenhouse and shadehouse grown crops. Consequently, injury arising from the use of Americop 40 DF on these types of greenhouse and shadehouse crops is the responsibility of the user. The user should determine if Americop 40 DF can be used safely prior to commercial use. In a small area, apply the recommended rates to the plants in question, i.e., foliage, fruit, etc., and observe for 7 to 10 days for symptoms of phytotoxicity prior to commercial use.

Apply Americop 40 DF according to specific rates given for those crops in pounds per acre. One level tablespoon of Americop 40 DF per 1,000 square feet is equivalent to about 1.1 pounds per acre. Americop 40 DF should be applied in adequate water for thorough coverage of plant parts. Begin application at first sign of disease and repeat as needed; use shorter spray intervals during periods when severe disease conditions persist. For maximum yearly rates per acre, refer to the crop specific directions.

NOTE: Phytotoxicity may occur on young tender flush when Americop 40 DF is applied to citrus seedlings grown in greenhouses or shadehouses.



CROP	DISEASE	Americop 40 DF	
		Rate (Tablespoon/ 1000 Square Feet)	Use Notes
Eggplant	Alternaria Blight, Anthracnose, Phomopsis	1.5	Begin applications prior to development of disease symptoms. Repeat sprays at 7 to 10 day intervals or as needed depending on disease severity.
Pepper	Bacterial Spot	1.5	Begin applications when conditions first favor disease development and repeat at 3 to 10 day intervals or as needed depending on disease severity.
Cucumber	Angular Leaf Spot, Downy Mildew	1-2	Apply at 5 to 7 day intervals when plants begin to vine. Use the higher rates when conditions favor disease.
Tomato	Early Blight, Late Blight, Bacterial Speck, Bacterial Spot, Anthracnose, Gray Leaf Mold, Septoria Leaf Spot	1.25	Begin applications when disease first threatens and repeat at 3 to 10 day intervals or as needed depending on disease severity.
Citrus Non- Bearing Nursey	Brown Rot, Citrus Canker, Greasy Spot, Melanose, Pink Pitting, Scab	3	Begin applications when disease first threatens. Repeat at 7 to 30 day intervals or as needed depending on disease severity.

GENERAL CHEMIGATION INSTRUCTIONS

Apply this product only through one or more of the following types of systems: sprinkler including center pivot, lateral move, end tow, side (wheel) roll, traveler, big gun, solid set, or hand move irrigation system(s). Do not apply this product through any other type of irrigation system. Crop injury, lack of effectiveness, or illegal pesticide residues in the crop can result from non-uniform distribution of treated water. If you have questions about calibration, you should contact State Extension Service specialists, equipment manufacturers or other experts. Do not connect an irrigation system (including greenhouse systems) used for pesticide application to a public water system unless the pesticide label-prescribed safety devices for public water systems are in place. A person knowledgeable of the chemigation system and responsible for its operation or under the supervision of the responsible person, shall shut the system down and make necessary adjustments should the need arise.

Posting of areas to be chemigated is required when 1) any part of a treated area is within 300 feet of sensitive areas such as residential areas, labor camps, businesses, day care centers, hospitals, in-patient clinics, nursing homes or any public areas such as schools, parks, playgrounds, or other public facilities not including public roads, or 2) when the chemigated area is open to the public such as golf courses or retail greenhouses. Posting must conform to the following requirements. Treated areas shall be posted with signs at all usual points of entry and along likely routes of approach from the listed sensitive areas. When there are no usual points of entry, signs must be posted in the corners of the treated areas and in any other location affording maximum visibility to sensitive areas. The printed side of the sign should face

away from the treated area towards the sensitive area. The signs shall be printed in English. Signs must be posted prior to application and must remain posted until foliage has dried and soil surface water has disappeared. Signs may remain in place indefinitely as long as they are composed of material to prevent deterioration and maintain legibility for the duration of the posting period. At the top of the sign shall be the words "KEEP OUT", followed by an octagonal stop sign symbol at least 8 inches in diameter containing the word "STOP". Below the symbol shall be the words "PESTICIDES IN IRRIGATION WATER". All words shall consist of letters at least 2 1/2 inches tall, and all letters and the symbol shall be a color that sharply contrasts with their immediate background. This sign is in addition to any sign posted to comply with the Worker Protection Standard.

CHEMIGATION SYSTEMS CONNECTED TO PUBLIC WATER SYSTEMS:

Public water system means a system for the provision to the public of piped water for human consumption if such system has at least 15 service connections or regularly serves an average of at least 25 individuals daily at least 60 days out of the year. Chemigation systems connected to public water systems must contain a functional, reduced-pressure zone, backflow preventer (RPZ) or the functional equivalent in the water supply line upstream from the point of pesticide introduction. There shall be a complete physical break (air gap) between the flow outlet end of the fill pipe and the top or overflow rim of the reservoir tank of at least twice the inside diameter of the fill pipe. The pesticide injection pipeline must contain a functional, automatic, quick-closing check valve to prevent the flow of fluid back toward the injection pump. The pesticide injection pipeline must contain a functional, normally closed, solenoid-operated valve located on the intake side of the injection pump and connected to the system interlock to prevent fluid from being withdrawn from the supply tank when the irrigation system is either automatically or manually shut down. See Treatment Instructions, below.

SPRINKLER CHEMIGATION:

The system must contain functional interlocking controls to automatically shut off the pesticide injection pump when the water pump motor stops, or in cases where there is no water pump, when the water pressure decreases to the point where pesticide distribution is adversely affected. Systems must use a metering pump, such as a positive displacement injection pump (e.g. diaphragm pump) effectively designed and constructed of materials that are compatible with pesticides and capable of being filtered with a system interlock. The system must contain a functional check valve, vacuum relief valve, and low pressure drain approximately located on the irrigation pipeline to prevent water source contamination from backflow. The pesticide injection pipeline must contain a functional, automatic, quick-closing check valve to prevent the flow of fluid back toward the injection pump. This pipeline must also contain a functional, normally closed, solenoid-operated valve located on the intake side of the infection pump and connected to the system interlock to prevent fluid from being withdrawn from the supply tank when the irrigation system is either automatically or manually shut down. The system must contain functional interlocking controls to automatically shut off the pesticide injection pump when the water pump motor stops. The irrigation line or water pump must include a functional pressure switch which will stop the water pump motor when the water pressure decreases to the point where pesticide distribution is adversely affected. Systems must use a metering pump, such as a positive displacement injection pump

(e.g., diaphragm pump) effectively designed and constructed of materials that are compatible with pesticides and capable of being filtered with a system interlock.

TREATMENT INSTRUCTIONS:

Do not apply when wind speed favors drift beyond the area intended for treatment. When mixing, fill nurse tank half full with water. Add Americop 40 DF slowly to tank while hydraulic or mechanical agitation is operating and continue filling with water. Stickers, spreaders, insecticides, nutrients, etc. should be added last. If compatibility is in question, use the compatibility jar test before mixing a whole tank. Because of the wide variety of possible combinations which can be encountered, observe all cautions and limitations on the label of all products used in mixtures. Americop 40 DF should be added through a traveling irrigation system continuously or at the last 30 minutes of solid set or hand moved irrigation systems. Agitation is recommended.

SPRAY DRIFT MANAGEMENT

A variety of factors including weather conditions (e.g., wind direction, wind speed, temperature, relative humidity) and method of application (e.g., ground, aerial, airblast, chemigation) can influence pesticide drift. The applicator must evaluate all factors and make appropriate adjustments when applying this product.

Droplet Size

Apply only as a medium or coarser spray (ASAE standard 572) or a volume mean diameter of 300 microns or greater for spinning atomizer nozzles.

Wind Speed

Do not apply at wind speeds greater than 15 MPH. Only apply this product if the wind direction favors on-target deposition (approximately 3-10 MPH), and there are no sensitive areas within 250 feet downward.

Temperature Inversions

If applying at wind speeds less than 3 mph, the applicator must determine if a) conditions of temperature inversion exist, or b) stable atmospheric conditions exist at or below nozzle height. Do not make applications into areas of temperature inversions or stable atmospheric conditions.

Other State and Local Requirements

Applicators must follow all state and local pesticide drift requirements regarding application of copper compounds. Where states have more stringent regulations, they must be observed.

Equipment

All aerial and ground application equipment must be properly maintained and calibrated using appropriate carriers or surrogates.

Additional requirements for aerial applications:

- The boom length must not exceed 75% of the wingspan or 90% of the rotor blade diameter.
- Release spray at the lowest height consistent with efficacy and flight safety. Do not release spray at a height greater than 10 feet above the crop canopy unless a greater height is required for aircraft safety.
- When applications are made with a crosswind, the swath must be displaced downwind. The applicator must compensate for this displacement at the up and downwind edge of the application area by adjusting the path of the aircraft upwind.

Additional requirements for ground boom application:

Do not apply with a nozzle height greater than 4 feet above the crop canopy.

STORAGE AND DISPOSAL

Do not contaminate water, food or feed by storage or disposal.

Pesticide Storage: Store in a cool, secure, dry area in original containers. Keep product dry as product is water soluble. When opening, closing or handling open packages, or pouring product, wear goggles to prevent dusting into eyes. Spilled product should be swept up, used if clean, or disposed of according to the procedures below. Store product in original container. Store pesticide separately to prevent cross-contamination of other pesticides, fertilizers, food and feed.

Pesticide Disposal: Pesticide wastes are acutely hazardous. Improper disposal of excess pesticide, spray mixture or rinsate is a violation of Federal law. If these wastes cannot be disposed of by use according to label instructions, contact your State Pesticide or Environmental Control Agency, or the Hazardous Waste representative at the nearest EPA Regional Office for guidance.

Container Handling:

Nonrefillable container. Do not reuse or refill this bag. Completely empty bag into application equipment by shaking and tapping sides and bottom to loosen clinging particles. When completely empty, offer for recycling if available, or dispose of container in a sanitary landfill or by burning. If burned, stay out of smoke.

“Alette” is a registered trademark of Bayer CropScience SA.

“Curtec” is a registered trademark of Bei Incorporated

“Rovral” is a registered trademark of Bayer CropScience Inc.

“Tre-Hold” is a registered trademark of Amvac Chemical Corporation.

CONDITIONS OF SALE AND LIMITED WARRANTY

The Directions For Use of this product reflects the opinion of experts based on field use and tests. The directions are believed to be reliable and should be followed carefully. However, it is impossible to eliminate all risks inherently associated with use of this product. Crop injury, ineffectiveness or other unintended consequences may result because of such factors as weather conditions, presence of other materials, or use of the product in a manner inconsistent with its labeling, all of which are beyond the control of Industrias Quimicas del Vallés S.A. (IQV, S.A.) or the SELLER. To the extent permitted by law, all such risks shall be assumed by the Buyer.

