



U.S. ENVIRONMENTAL PROTECTION AGENCY  
 Office of Pesticide Programs  
 Registration Division (7505P)  
 1200 Pennsylvania Ave., N.W.  
 Washington, D.C. 20460

EPA Reg. Number:

34704-1117

Date of Issuance:

1/8/18

NOTICE OF PESTICIDE:

Registration  
 Reregistration  
 (under FIFRA, as amended)

Term of Issuance:

Conditional

Name of Pesticide Product:

LPI 6620 Paraquat 3SL

Name and Address of Registrant (include ZIP Code):

Robert Avalos  
 Manager of Registrations  
 Loveland Products, Inc.  
 P.O. Box 1286  
 Greeley, CO 80632-1286

**Note:** Changes in labeling differing in substance from that accepted in connection with this registration must be submitted to and accepted by the Registration Division prior to use of the label in commerce. In any correspondence on this product always refer to the above EPA registration number.

On the basis of information furnished by the registrant, the above named pesticide is hereby registered under the Federal Insecticide, Fungicide, and Rodenticide Act (FIFRA).

Registration is in no way to be construed as an endorsement or recommendation of this product by the Agency. In order to protect health and the environment, the Administrator, on his motion, may at any time suspend or cancel the registration of a pesticide in accordance with the Act. The acceptance of any name in connection with the registration of a product under this Act is not to be construed as giving the registrant a right to exclusive use of the name or to its use if it has been covered by others.

This product is conditionally registered in accordance with FIFRA section 3(c)(7)(A).

You must comply with the following conditions:

1. Submit and/or cite all data required for registration/reregistration/registration review of your product under FIFRA when the Agency requires all registrants of similar products to submit such data.

*Continued on page 2*

Signature of Approving Official:

Reuben Baris, Product Manager 25  
 Herbicides Branch, Registration Division (7505P)

Date:

1/8/18

2. You are required to comply with the data requirements described in the Generic Data Call-In (GDCI) identified below:

Paraquat dichloride GDCI-061601-1172

You must comply with all of the data requirements within the established deadlines. If you have questions about the GDCI listed above, you may contact the Chemical Review Manager in the Pesticide Reevaluation Division: <http://iaspub.epa.gov/apex/pesticides/f?p=chemicalsearch:1>

3. You must comply with the requirements described in the Agency's December 14, 2016 *Paraquat Dichloride Human Health Mitigation Decision* (amended January 12, 2017) concerning risk mitigation measures that must be implemented to address accidental ingestion and worker exposure incidents.
4. Submit one copy of the final printed label for the record before you release the product for shipment.

Should you wish to add/retain a reference to the company's website on your label, then please be aware that the website becomes labeling under FIFRA and is subject to review by the Agency. If the website is false or misleading, the product would be misbranded and unlawful to sell or distribute under FIFRA section 12(a)(1)(E). 40 CFR 156.10(a)(5) list examples of statements EPA may consider false or misleading. In addition, regardless of whether a website is referenced on your product's label, claims made on the website may not substantially differ from those claims approved through the registration process. Therefore, should the Agency find or if it is brought to our attention that a website contains false or misleading statements or claims substantially differing from the EPA approved registration, the website will be referred to the EPA's Office of Enforcement and Compliance.

If you fail to satisfy these data requirements, EPA will consider appropriate regulatory action including, among other things, cancellation under FIFRA section 6(e). Your release for shipment of the product constitutes acceptance of these conditions. A stamped copy of the label is enclosed for your records. Please also note that the record for this product currently contains the following CSF:

- Basic CSF dated 08/15/2017

Also, the alternate brand name "Banshee" has been added to the product record.

If you have any questions, please contact Mindy Ondish by phone at 703-605-0723, or via email at [ondish.mindy@epa.gov](mailto:ondish.mindy@epa.gov).

Enclosure

[Note to reviewer: [Text] in brackets denotes optional text].

[Note to reviewer: {Text} in braces denotes where in the final label text will appear.]

{BOOKLET FRONT PANEL}

Restricted Use Pesticide

Due to acute toxicity. For retail sale to and use only by certified applicators - NOT to be used by uncertified persons working under the supervision of a certified applicator.

PARAQUAT DICHLORIDE	GROUP	22	HERBICIDE
---------------------	-------	----	-----------



LPI 6620 Paraquat 3SL  
[Alternate Brand Name: Banshee]

Defoliant and desiccant herbicide for the control of weeds and grasses and as a harvest aid.

<ul style="list-style-type: none"> <li>FATAL IF INHALED. MAY BE FATAL IF SWALLOWED. CORROSIVE, CAUSES IRREVERSIBLE EYE DAMAGE. HARMFUL IF ABSORBED THROUGH SKIN. PROLONGED OR FREQUENTLY REPEATED SKIN CONTACT MAY CAUSE ALLERGIC REACTIONS IN SOME INDIVIDUALS.</li> <li>NEVER TRANSFER THIS PRODUCT INTO FOOD OR BEVERAGE CONTAINERS OR CONTAINERS NOT EXPLICITLY INTENDED FOR PESTICIDES.</li> <li>READ ENTIRE LABEL PRIOR TO USING THIS PRODUCT.</li> <li>IN THE CASE OF AN ACCIDENT, SEEK IMMEDIATE MEDICAL ATTENTION. SYMPTOMS ARE PROLONGED, PAINFUL, AND CAN BE FATAL.</li> </ul>	<ul style="list-style-type: none"> <li>LETAL SI SE INHALA. PODRÍA SER LETAL SI SE INGIERE. CORROSIVO, CAUSA DAÑO OCULAR IRREVERSIBLE. NOCIVO SI SE ABSORBE A TRAVÉS DE LA PIEL. CONTACTO PROLONGADO O REPETITIVO FRECUENTEMENTE CON LA PIEL PUEDE CAUSAR REACCIONES ALÉRGICAS EN ALGUNOS INDIVIDUOS.</li> <li>NUNCA TRANSFEIERA ESTE PRODUCTO EN ENVASES DE ALIMENTOS O BEBIDAS O EN RECIPIENTES QUE NO SEAN ESPECIFICAMENTE PREVISTOS PARA PESTICIDAS.</li> <li>LEA TODA LA ETIQUETA ANTES DE UTILIZAR ESTE PRODUCTO.</li> <li>EN CASO DE ACCIDENTE, BUSQUE ATENCIÓN MÉDICA INMEDIATAMENTE. LOS SÍNTOMAS SON PROLONGADOS, DOLOROSOS, Y PUEDEN SER MORTALES.</li> </ul>
-------------------------------------------------------------------------------------------------------------------------------------------------------------------------------------------------------------------------------------------------------------------------------------------------------------------------------------------------------------------------------------------------------------------------------------------------------------------------------------------------------------------------------------------------------------------------------------------	-------------------------------------------------------------------------------------------------------------------------------------------------------------------------------------------------------------------------------------------------------------------------------------------------------------------------------------------------------------------------------------------------------------------------------------------------------------------------------------------------------------------------------------------------------------------------------------------------------------------------------------------------------------------------

ACTIVE INGREDIENT

Paraquat dichloride: (1,1'-dimethyl-4,4'-bipyridinium dichloride): ..... 43.2%


OTHER INGREDIENTS: ..... 56.8%

TOTAL ..... 100.0%

Contains 3.0 pounds paraquat cation per gallon as 4.14 pounds of paraquat dichloride salt per gallon.

Contains emetic and stench (odor).

KEEP OUT OF REACH OF CHILDREN/ MANTENER FUERA DEL ALCANCE DE LOS NIÑOS



DANGER/PELIGRO



POISON/VENENO

Si usted no entiende la etiqueta, busque a alguien para que se la explique a usted en detalle. (If you do not understand the label, find someone to explain it to you in detail.)

For Additional Precautionary Statements, Directions for Use, Storage and Disposal and Other Use Information, See Inside This Label.

**FIRST AID**

Contains Paraquat, a Bipyridinium Herbicide. Have the product container or label with you when calling a poison control center or doctor, or going for treatment.

**If Swallowed:**

- Call a poison control center or doctor **IMMEDIATELY for treatment advice.**
- **SPEED IS ESSENTIAL.** Immediate medical attention is required. If available, give an absorbent such as activated charcoal, bentonite or Fuller's Earth.
- Have person sip a glass of water if able to swallow.
- Do not induce vomiting unless told to by a poison control center or doctor.
- Do not give anything by mouth to an unconscious person.

**If Inhaled:**

- Move person to fresh air.
- The odor of this product is from the stenching agent, which has been added, not from the paraquat.
- If person is not breathing, call 911 or an ambulance.
- Call a poison control center or doctor for treatment advice.

**If in Eyes:**

- Hold eye open and rinse slowly and gently with water for 15 to 20 minutes. Remove contact lenses, if present, after the first 5 minutes, then continue rinsing eye.
- Call a poison control center or doctor for treatment advice.

**If on Skin or Clothing:**

- Take off contaminated clothing.
- Rinse skin immediately with plenty of water for 15 to 20 minutes.
- Call a poison control center or doctor for treatment advice.

**NOTE TO PHYSICIAN:** Administer either activated charcoal (100 g for adults or 2.0 g/kg body weight in children) or Fuller's Earth (15% solution; 1.0 liter for adults or 15.0 ml/kg body weight in children). NOTE: The use of gastric lavage without administration of an absorbent has not shown any clinical benefit. Do not use supplemental oxygen. Eye splashes from concentrated material should be treated by an eye specialist after initial treatment. With the possibility of late onset corneal ulceration, it is advised that patients with paraquat eye injuries are reviewed by an eye specialist the day after first presentation. Use treatment that is appropriate for chemical burns. Intact skin is an effective barrier to paraquat; however, contact with irritated or cut skin or repeated contact with intact skin may result in poisoning.

Have the product container or label with you when calling a poison control center or doctor or going for treatment.

**FOR A MEDICAL EMERGENCY INVOLVING THIS PRODUCT CALL: 1-866-944-8565.**

EPA Reg. No.: 34704-1117

EPA Est. No.:

Net Contents: 1.0 gallon, 2.5 gallon, 30.0 gallon and 265 gallon

[Label printing code EPA Master Label EXP 08/17]

FORMULATED FOR:

LOVLAND PRODUCTS, INC.

P.O. BOX 1286, GREELEY, COLORADO 80632-1286

## {LANGUAGE INSIDE BOOKLET}

### PRECAUTIONARY STATEMENTS HAZARDS TO HUMANS AND DOMESTIC ANIMALS

**DANGER/PELIGRO**



**POISON/VENENO**

<ul style="list-style-type: none"><li>• DANGER - FATAL IF INHALED. MAY BE FATAL IF SWALLOWED. CORROSIVE, CAUSES IRREVERSIBLE EYE DAMAGE. HARMFUL IF ABSORBED THROUGH SKIN. PROLONGED OR FREQUENTLY REPEATED SKIN CONTACT MAY CAUSE ALLERGIC REACTIONS IN SOME INDIVIDUALS.</li><li>• NEVER TRANSFER THIS PRODUCT INTO FOOD OR BEVERAGE CONTAINERS OR CONTAINERS NOT EXPLICITLY INTENDED FOR PESTICIDES.</li><li>• Store Tightly Closed in Original Container, And in A Locked Place Away from Children and Animals.</li><li>• Never Use this product in Residential or Public Recreational Settings (e.g. Homes, Home Gardens, Schools, Recreational Parks, Golf Courses, and/or Playgrounds).</li><li>• This product is TOXIC! An alerting agent (odor) has been added to help prevent accidental ingestion.</li><li>• See Back of Product Container for Important Safety Information</li></ul>	<ul style="list-style-type: none"><li>• PELIGRO - LETAL SI SE INHALA. PODRÍA SER LETAL SI SE INGIERE. CORROSIVO, CAUSA DAÑO OCULAR IRREVERSIBLE. NOCIVO SI SE ABSORBE A TRAVÉS DE LA PIEL. CONTACTO PROLONGADO O REPETITIVO FRECUENTEMENTE CON LA PIEL PUEDE CAUSAR REACCIONES ALÉRGICAS EN ALGUNOS INDIVIDUOS.</li><li>• NUNCA TRANSFEIERA ESTE PRODUCTO EN ENVASES DE ALIMENTOS O BEBIDAS O EN RECIPIENTES QUE NO SEAN ESPECIFICAMENTE PREVISTOS PARA PESTICIDAS.</li><li>• Almacene en el envase original completamente cerrado y en un lugar seguro lejos de niños y/o animales.</li><li>• NUNCA UTILICE ESTE PRODUCTO EN ÁREAS RESIDENCIALES Y/O LUGARES RECREACIONALES ABIERTOS AL PÚBLICO (e.g. Casas/Hogares, Jardines, Escuelas, Parques Recreacionales y/o Infantiles y Campos de Golf).</li><li>• ¡Este producto es TÓXICO! Un agente de alerta (olor) se ha añadido para ayudar a evitar la ingestión accidental.</li><li>• Ver la parte posterior del envase del producto para obtener información importante de seguridad.</li></ul>
--------------------------------------------------------------------------------------------------------------------------------------------------------------------------------------------------------------------------------------------------------------------------------------------------------------------------------------------------------------------------------------------------------------------------------------------------------------------------------------------------------------------------------------------------------------------------------------------------------------------------------------------------------------------------------------------------------------------------------------------------------------------------------------------------------------------------------------------------------------------------------------------------	----------------------------------------------------------------------------------------------------------------------------------------------------------------------------------------------------------------------------------------------------------------------------------------------------------------------------------------------------------------------------------------------------------------------------------------------------------------------------------------------------------------------------------------------------------------------------------------------------------------------------------------------------------------------------------------------------------------------------------------------------------------------------------------------------------------------------------------------------------------------------------------------------------------------------------------------------------------------------------------------------------------------------------------------------

Do not breathe spray mist. Do not get in eyes or on clothing. Avoid contact with skin. Wash thoroughly with soap and water after handling and before eating, drinking, chewing gum, using tobacco, or using the toilet. Remove and wash contaminated clothing before reuse.

**IMPORTANT:** Inhalation is an unlikely route of exposure due to low vapor pressure and large spray droplet size, but mucosal irritation or nose bleeds may occur. Prolonged contact with this concentrated product can irritate your skin.

### Personal Protective Equipment (PPE)

**Applicators and other handlers (other than mixers and loaders) must wear:**

- Long-sleeved shirt and long pants
- Chemical resistant gloves made of any waterproof material (e.g. barrier laminate, butyl rubber, nitrile rubber, neoprene rubber, natural rubber, polyethylene, polyvinyl chloride (PVC) or viton)
- Shoes plus socks
- Protective eyewear
- NIOSH-approved particulate respirator with any N, R, or P filter, NIOSH approval number prefix TC-84A, or a NIOSH-approved powered air-purifying respirator with an HE filter with NIOSH approval number prefix TC-21C.

**Mixers and loaders must wear:**

- Long-sleeved shirt and long pants
- Chemical resistant gloves made of any waterproof material (e.g., barrier laminate, butyl rubber, nitrile rubber, neoprene rubber, natural rubber, polyethylene, polyvinyl chloride (PVC) or viton)
- Shoes plus socks
- Chemical resistant apron

- Face shield
- NIOSH-approved particulate respirator with any N, R, or P filter, NIOSH approval number prefix TC-84A, or a NIOSH-approved powered air-purifying respirator with an HE filter with NIOSH approval number prefix TC-21C.

Discard clothing and other absorbent materials that have been drenched or heavily contaminated with this product's concentrate. Do not reuse them. Follow manufacturer's instructions for cleaning/maintaining PPE. If no such instructions for washables exist, use detergent and hot water. Keep and wash PPE separately from other laundry.

## ENGINEERING CONTROLS STATEMENT

When handlers use closed systems, enclosed cabs, or aircraft in a manner that meets the requirements listed in the Worker Protection Standard (WPS) for agricultural pesticides [40 CFR 170.240 (d)(4-6)], the handler PPE requirements may be reduced or modified as specified in the WPS.

## USER SAFETY RECOMMENDATIONS

### Users Should:

- Wash hands before eating, drinking, chewing gum, using tobacco or using the toilet.
- Remove clothing/PPE immediately if pesticide gets inside. Then wash thoroughly and put on clean clothing.
- Remove PPE immediately after handling this product. Wash the outside of gloves before removing. As soon as possible, wash thoroughly and change into clean clothing.

## ENVIRONMENTAL HAZARDS

**This product is toxic to wildlife.** Do not apply directly to water, or to areas where surface water is present, or to intertidal areas below the mean high water mark. Do not contaminate water when cleaning equipment or disposing of equipment wash waters.

**Paraquat dichloride is toxic to nontarget crops and plants if off-target movement occurs** because it desiccates all green plant tissue. Extreme care must be taken to ensure that off-target drift is minimized to the greatest extent possible. Refer to the local state laws, regulations, guidelines, and spray drift information contained in the Directions for Use section for proper application to avoid off-target movement. Do not apply under conditions involving possible drift to food, forage, or other plantings that might be damaged or the crops thereof rendered unfit for sale, use, or consumption. Do not apply when weather conditions favor drift from treated areas. To avoid drift, do not make aerial application during periods of thermal inversion.

## PHYSICAL AND CHEMICAL HAZARDS

**This product is mildly corrosive to aluminum** and produces hydrogen gas which may form a highly combustible gas mixture. Do not mix or store in containers, spray tanks, nurse tanks, or such systems made of aluminum or having aluminum fittings. The product is compatible with high density polyethylene and rubber-lined steel containers. Do not use this product in or around strong oxidizing/reducing agents.

## WEED RESISTANCE MANAGEMENT

For resistance management, LPI 6620 Paraquat 3SL is a Group 22 herbicide. Any weed population may contain or develop plants naturally resistant to LPI 6620 Paraquat 3SL and other Group 22 herbicides. Weed species with acquired resistance to Group 22 herbicides may eventually dominate the weed population if Group 22 herbicides are used repeatedly in the same field or in successive years as the primary method of control for targeted species. This may result in partial or total loss of control of those species by LPI 6620 Paraquat 3SL or other Group 22 herbicides. Users should scout before and after application.

Suspected herbicide-resistant weeds may be identified by these indicators:

- Failure to control a weed species normally controlled by the herbicide at the dose applied, especially if control is achieved on adjacent weeds;
- A spreading patch of non-controlled plants of a particular weed species; and
- Surviving plants mixed with controlled individuals of the same species.

To delay herbicide resistance:

- Avoid the consecutive use of LPI 6620 Paraquat 3SL or other target site of action Group 22 herbicides that might have a similar target site of action, on the same weed species.
- Use tank mixtures or premixes with herbicides from different target site of action Groups as long as the involved products are all registered for the same use, have different sites of action and are both effective at the tank mix or prepack rate on the weed(s)

of concern (an herbicide mode of action classification by itself may not adequately address specific weeds that are resistant to specific herbicides)

- Base herbicide use on a comprehensive Integrated Pest Management (IPM) program.
- Scout fields prior to application to identify the weed species present and their growth state to determine if the intended application will be effective.
- Scout fields after application to verify that the treatment was effective.
- Contact your local extension specialist, certified crop advisors and/or manufacturer for herbicide resistance management and/or integrated weed management recommendations for specific crops and resistant weed biotypes.

Report any incidence of non-performance of this product against a particular weed species to your Loveland Products, Inc. retailer, representative or call 1-888-574-2878. If resistance is suspected, treat weed escapes with an herbicide having a different mechanism of action and/or use non-chemicals means to remove escapes, as practical, with the goal of preventing further seed production.

### CERTIFIED APPLICATOR TRAINING

Applicators must complete an EPA approved paraquat training listed on the following website [placeholder for training website]. The training must be completed a minimum of every three years.

### DIRECTIONS FOR USE

**Restricted Use Pesticide. It is a violation of Federal law to use this product in a manner inconsistent with its labeling.**

Do not apply this product in a way that will contact workers or other persons, either directly or through drift. Only protected handlers may be in the area during application. For any requirements specific to your State or Tribe, consult the agency responsible for pesticide regulation.

DO NOT USE AROUND HOME GARDENS, SCHOOLS, RECREATIONAL PARKS, GOLF COURSES OR PLAYGROUNDS.

### AGRICULTURAL USE REQUIREMENTS

Use this product only in accordance with its labeling and with the Worker Protection Standard, 40 CFR part 170. This Standard contains requirements for the protection of agricultural workers on farms, forests, nurseries, and greenhouses, and handlers of agricultural pesticides. It contains requirements for training, decontamination, notification, and emergency assistance. It also contains specific instructions and exceptions pertaining to the statements on this label about personal protective equipment (PPE), and restricted-entry interval. The requirements in this box only apply to uses of this product that are covered by the Worker Protection Standard.

**For early postemergence broadcast in peanuts and dormant season applications, chemical fallow, and "between cutting" applications in alfalfa: Do not enter or allow worker entry into treated areas during the restricted-entry interval (REI) of 12 hours.**

**For harvest aid and desiccation application and preplant or preemergence (broadcast or banded), and post-emergence directed spray applications: Do not enter or allow worker entry into treated areas during the restricted-entry interval (REI) of 24 hours.**

PPE required for early entry to treated areas that is permitted under the Worker Protection Standard and that involves contact with anything that has been treated, such as plants, soil, or water, is:

- Coveralls,
- Chemical resistant gloves made of any waterproof material (e.g. barrier laminate, butyl rubber, nitrile rubber, neoprene rubber, natural rubber, polyethylene, polyvinyl chloride (PVC) or viton),
- Shoes plus socks and
- Protective eyewear

### NON-AGRICULTURAL USE REQUIREMENTS

The requirements in this box apply to uses of this product that are NOT within the scope of the Worker Protection Standard for agricultural pesticides (40 CFR Part 170). The WPS applies when this product is used to produce agricultural plants on farms, forests, nurseries, or greenhouses.

DO NOT enter or allow others to enter the treated area until sprays have dried.  
AVOID working in spray mist.

Keep all unprotected persons out of operating areas or vicinity where there may be danger of drift.

Certain states may require more restrictive reentry intervals; consult your State Department of Agriculture for further information.

## PRODUCT USE INSTRUCTIONS AND INFORMATION

Do not apply this product through any type of irrigation system.

**When this product is applied at less than 10.0 gallons per acre finished spray volume, a drift control or spray deposition additive SHOULD be used.** Refer to the additive label for rates of applications, directions for use, limitations, and restrictions.

### SPRAY DRIFT INFORMATION

**Avoiding spray drift at the application site is the responsibility of the applicator.** The interaction of many equipment and weather-related factors determine the potential for spray drift. The applicator and the grower are responsible for considering all these factors when making decisions.

The following drift management requirements must be followed to avoid off-target drift movement from aerial applications to agricultural field crops. These requirements do not apply to forestry applications, public health uses or to applications using dry formulations.

1. The distance of the outer most nozzles on the boom must not exceed 3/4 the length of the wingspan or rotor.
2. Nozzles must always point backward parallel with the air stream and never be pointed downwards more than 45 degrees.

Where states have more stringent regulations, they should be observed.

The applicator should be familiar with and take into account the information covered in the **Aerial Drift Reduction Advisory Information**.

### Aerial Drift Reduction Advisory Information

[This section is advisory in nature and does not supercede the mandatory label requirements.]

#### Information on Droplet Size

The most effective way to reduce drift potential is to apply large droplets. The best drift management strategy is to apply the largest droplets that provide sufficient coverage and control. Applying larger droplets reduces drift potential, but will not prevent drift if applications are made improperly, or under unfavorable environmental conditions (See **Wind, Temperature, Humidity, and Temperature Inversions**).

#### Controlling Droplet Size:

- **Volume** - Use high flow rate nozzles to apply the highest practical spray volume. Nozzles with higher rated flows produce larger droplets.
- **Pressure** - Do not exceed the nozzle manufacturer's recommended pressures. For many nozzle types, lower pressure produces larger droplets. When higher flow rates are needed, use higher flow rate nozzles instead of increasing pressure.
- **Number of Nozzles** - Use the minimum number of nozzles that provide uniform coverage.
- **Nozzle Orientation** - Orienting the nozzles so that the spray is released parallel to the airstream produces larger droplets than other orientations and is the recommended practice. Significant deflection from horizontal will reduce droplet size and increase drift potential.
- **Nozzle Type** - Use a nozzle type that is designed for the intended application. With most nozzle types, narrower spray angles produce larger droplets. Consider using low-drift nozzles. Solid stream nozzles oriented straight back produce the largest droplets and the lowest drift.

#### Boom Length

For some use patterns, reducing the effective boom length to less than 3/4 of the wingspan or rotor length may further reduce drift without reducing swath width.



## Application Height

Applications should not be made at a height greater than 10 feet above the top of the largest plants, unless a greater height is required for aircraft safety. Making applications at the lowest height that is safe reduces exposure of droplets to evaporation and wind.

## Swath Adjustment

When applications are made with a crosswind, the swath will be displaced downwind. Therefore, on the upwind and downwind edges of the field, the applicator must compensate for this displacement by adjusting the path of the aircraft upwind. Swath adjustment distance should increase with increasing drift potential (higher wind, smaller drops, etc.).

## Wind

Drift potential is lowest between wind speeds of 2 to 10 mph. However, many factors, including droplet size and equipment type, determine drift potential at any given speed. Application should be avoided below 2 mph due to variable wind direction and high inversion potential. NOTE: Local terrain can influence wind patterns. Every applicator should be familiar with local wind patterns and how they affect spray drift.

## Temperature and Humidity

When making applications in low relative humidity, set up equipment to produce larger droplets to compensate for evaporation. Droplet evaporation is most severe when conditions are both hot and dry.

## Temperature Inversions

Applications should not occur during a temperature inversion because drift potential is high. Temperature inversions restrict vertical air mixing, which causes small suspended droplets to remain in a concentrated cloud. This cloud can move in unpredictable directions due to the light variable winds common during inversions. Temperature inversions are characterized by increasing temperatures with altitude and are common on nights with limited cloud cover and light to no wind. They begin to form as the sun sets and often continue into the morning. Their presence can be indicated by ground fog; however, if fog is not present, inversions can also be identified by the movement of smoke from a ground source or an aircraft smoke generator. Smoke that layers and moves laterally in a concentrated cloud (under low wind conditions) indicates an inversion, while smoke that moves upward and rapidly dissipates indicates good vertical air mixing.

## Sensitive Areas

The pesticide should only be applied when the potential for drift to adjacent sensitive areas (e.g., residential areas, bodies of water, known habitat for threatened or endangered species, non-target crops) is minimal (e.g., when wind is blowing away from the sensitive areas).

## PRODUCT USE INFORMATION

This product is a liquid formation containing 3.0 pounds of active ingredient per gallon. It contains a nontoxic odor to help prevent accidental ingestions. It also contains an emetic (an agent which will induce vomiting if the product is swallowed).

## APPLICATION

This product is a contact herbicide for control or suppression of a broad spectrum of emerged weeds including most small annual broadleaf and grass weeds. It can also be used to suppress perennial weeds by destroying green foliage and as a desiccant/defoliant at harvest.

Complete coverage of target weeds is necessary to get good control because this product is a contact-type herbicide. It is also necessary to obtain complete coverage for good crop desiccation and defoliations. Undesirable weed control and undesirable crop desiccation/defoliation will result if improper application technique and/or application to large, stressed, or mown weeds are made. Refer to the following details for specific application instructions.

Thorough coverage of all green foliage is required for efficacious weed control and crop defoliation and desiccation because this product requires actively growing green plant tissue to function. Drought-stressed weeds, weeds with little green foliage (i.e., mowed or cut weeds), or mature woody bark of trees and vines are unaffected by application with this product.

There is no residual soil activity to affect later-planted crops or later germinating weeds because clay and organic matter rapidly tie up this product.

### ROTATIONAL CROPS

After the last application of this product, all rotational crops may be planted immediately.

### RAINFESTNESS

Rain occurring 30 minutes or more after application will have no effect on the activity of this product because it is rapidly absorbed by the weed foliage.

### USE OF A NONIONIC SURFACTANT OR CROP OIL CONCENTRATE

The following should always be added and be used at the specified rates or there will be a reduction in efficacy of this product.

**Nonionic Surfactant:** Either add a nonionic surfactant cleared for the current use containing 50 to 74% surface-action agent at 0.25% v/v (2.0 pints per 100 gallons), or add nonionic surfactant containing 75% or more surface-active agent at 0.125% v/v (1.0 pint per 100 gallons), of the finished spray volume for ground applications. Add a nonionic surfactant at 0.25% v/v (2.0 pints per 100 gallons) of the finished spray volume for aerial applications.

**Crop Oil Concentrate:** For ground applications, add a nonphytotoxic crop oil concentrate cleared for the current use that contains 15 to 20% approved emulsifier, with 1.0% v/v, (1.0 gallon per 100 gallons) of the finished spray volume. Add 1.0 pint of crop oil concentrate per acre for aerial applications. **For cotton harvest aid, do not use crop oil concentrate when using this product.**

### NOZZLE SELECTION

The use of flat-fan nozzles is the most effective application of this product. The use of flood nozzles may result in a reduction of weed control due to inadequate coverage because they produce large uneven droplets.

Use only flat fan nozzles when spraying less than 20.0 gallons of spray carrier per acre using the following table.

#### Nozzle Type and Spray Pressure Setup

	Nozzle Type	
	Flat Fan	Flood
Maximum Size	8	15
Spray Pressure (at nozzle)	30 to 50 psi	30 to 50 psi
Maximum Nozzle Spacing	30"	40"
Direction of Spray Pattern	Down	Down
Maximum Speed	10 mph	10 mph
Spray Overlap (at each edge)	30%	50%

Reduced control will result if nozzles, pressures, or setups differ from the above chart.

### SPRAY CARRIER

This product may be inactivated by muddy water, or suspension-type fertilizers containing clay. Therefore, always use clean water (free of mud or clay), clear liquid nitrogen, or complete clear liquid fertilizers as the carrier when spraying this product. Never use suspension-type fertilizers containing clay as the spray carrier. Always use the higher specified rate of this product and surfactant if using a complete clear liquid fertilizer containing high phosphate levels as the spray carrier.

Note: It is important that when using liquid fertilizers such as 28% N as a spray carrier, that nonionic surfactant is still be used with this product. The use of liquid fertilizer carriers are not substitutes for surfactants.

### RATES OF THIS PRODUCT

With each use, follow rates listed in the following tables. When weeds are larger or are dense, use the higher specified label rates. For use as a harvest aid, use higher specified rate when crop vegetation is dense. Do not exceed 0.50 pounds active ingredient per acre in a minimum of 30.0 gallons of spray for broadcast applications with backpack sprayers.

### SPRAY VOLUME

With each use, follow rates listed in the following tables. Spray volumes should be increased as necessary to obtain complete coverage of the target weed or plant without runoff from the foliage, because **the volumes listed are minimum volumes only.**

TARGET WEEDS SHOULD NOT EXCEED SIX INCHES IN HEIGHT WHEN SPRAYING LESS THAN 20.0 GALLONS OF SPRAY CARRIER PER ACRE.

### APPLICATION TIMING

Applications should be made to small emerged weeds. Larger weeds more than 6 inches in height may be more difficult to control than weeds 1 to 6 inches in height. If possible, when green foliage is removed either from grazing or mowing, allow the weeds to grow 2 to 4 inches, in height. Also, during harvesting forage or grain crops before spraying, weeds present in the field are also cut. Therefore, raise cutter bars as high as possible from the ground to cut stubble and weeds at a greater height, allowing sufficient green foliage to remain for applications.

### BURNDOWN OF GRASS COVER CROPS OR VOLUNTEER CEREALS

The best results occur for control of grass cover crops or volunteer cereals when this product is applied prior to tillering or after boot stage, especially with a wheat cover crop or volunteer wheat. Complete control may not be achieved with treatments made between tillering and boot stage. Complete control of perennial cover crops should not be expected.

### ENVIRONMENTAL CONDITIONS

This product is active over a wide range of environmental conditions such as cool (below 55°F), cloudy or overcast weather. However, these conditions will slow the activity of this product.

### SPOT SPRAYING

Refer to the following table if only small areas are to be sprayed with labeled applications.

Mixing Instructions for Small Quantities for Spot Spraying	
If the broadcast rate per acre for this product is:	Add The Following Amount of this product to 1.0 gallon of water:
1.5 pints	0.33 fl oz
2.0 pints	0.375 fl oz
2.5 pints	0.5 fl oz
3.0 pints	0.66 fl oz

Add 0.33 to 0.5 fluid ounces of a nonionic surfactant for each gallon of spray at all times. Thoroughly wet the foliage, but not to the point of runoff when spot spraying in this manner.

### TANK MIXING: ENHANCED BURNDOWN OF DIFFICULT-TO-CONTROL WEEDS AND FOR RESIDUAL WEED CONTROL

It is the pesticide user's responsibility to ensure that all products in the listed mixtures are registered for the intended use. Users must follow the most restrictive directions for use and precautionary statements of each product in the tank mixture.

#### Photosynthetic Inhibitor Herbicides

To control difficult weeds, tank mix this product with other herbicides. The addition of other photosynthetic inhibitors (PSI) herbicides will slow the activity of this product. This allows this product to thoroughly distribute throughout a treated leaf, thus achieving better control than if this product was applied alone.

This Product may be applied in tank mixture with the following PSI herbicides:

AAtrex® Herbicide	MAGNUM® Herbicide	Lariat® Herbicide	Lorox® Herbicide
Atrazine Herbicide	Bicep MAGNUM® Herbicide	Lexone® Herbicide	Princep® Herbicide
Bicep Lite II	Canopy® Herbicide	Linex® Herbicide	Sencor® Herbicide

#### Improved Weed Control with PSI's

The addition of a PSI herbicide will help improve the control of difficult weeds listed below. Make a second application for best results.

Barnyardgrass	Knotweed	Pennsylvania smartweed	Volunteer wheat
Broadleaf signalgrass	Kochia	Perennial weeds (suppression only)	
Cheatgrass	Lambsquarters	Prickly lettuce	
Cocklebur	Malva (cheeseweed)	Sedges	
Fall panicum	Marestail	Tansy mustard	
Giant ragweed	Morning glory	Velvetleaf	

### Improved Control of Perennial and Annual Broadleaf Weeds

Tank mixing with labeled 2,4-D ester (Low Volatile), 2,4-DB or Banvel® herbicide will help improve control when perennial broadleaf weeds such as Canada thistle, bindweed, dandelion, etc., or difficult to control annual broadleaf weeds such as giant ragweed or morning glory are present. Reduced grass control may be achieved when tank mixing the amine formulation of 2,4-D with this product.

### Order of Tank Mixing

Mix this product and other listed products as follows:

1. Fill spray tank 1/2 full with clean water or other approved carriers such as clear liquid fertilizer.
2. Begin tank agitation and continue throughout mixing and spraying.
3. Add dry formulations (WP, DF, etc.) to tank.
4. Add liquid formulations (SC, EC, L, etc.) to tank.
5. Add this product to tank.
6. Add nonionic surfactant to tank.
7. Fill remainder of spray tank.

It is the pesticide user's responsibility to ensure that all products in the listed mixtures are registered for the intended use. Users must follow the most restrictive directions for use and precautionary statements of each product in the tank mixture.

Perform a jar test to check physical compatibility when using different formulation of the herbicides listed on this label.

### PRODUCT USE PRECAUTIONS AND RESTRICTIONS

#### EQUIPMENT

**This product is corrosive to aluminum.** Thoroughly flush all aluminum spray equipment and aluminum aircraft structures that are exposed to spray solution or spray drift with water immediately after use.

The activity of this product may be reduced in dry areas where dust stirred up by high winds or equipment tires can coat weed or plant leaves. Therefore, avoid applications in extremely dusty conditions.

#### PRECAUTIONS

- **Unless otherwise indicated, this product will severely injure or kill crop plants emerged at time of application if they come in contact with sprays.**
- To enable maximum weed and grass emergence prior to treatment, seedbeds and plantbeds should be formed as far ahead of planting and treatment as possible.
- Avoid disturbing soil when seeding or transplanting.
- Transplanted plants may become damaged when they come in contact with plastic mulch used for preplant weed control and that has been treated with this product. To prevent damage to the crop, sufficient wash-off such as rainfall or sprinkler irrigation prior to planting may be needed.
- This product will be ineffective in controlling or suppressing weeds and grasses that have emerged after application.

#### RESTRICTIONS

- Do not pasture livestock in treated fields or feed treated foliage in cotton when this product is used as a cotton harvest aid.
- Do not use around home gardens, schools, recreational parks, or playgrounds.
- Do not apply to soils lacking clay minerals such as peat, muck, pure sand, artificial planting media for preplant and preemergence (to the crop) uses.

*[Note to reviewer: "Continued" may be added to the Crop column if the box is split due to formatting of the final printed label.]*

## APPLICATION INSTRUCTIONS

Crop	Weeds	Use Pattern	This Product Rate/ Acre	Minimum Total Spray Per Acre	Grazing or Preharvest Interval (Days)
<b>ALFALFA</b> (California only) New seedlings	-	Broadcast	0.7 to 1.3 pt See Table 2.	Ground: 10.0 gal Air: 5.0 gal	70
<p><b>Directions</b></p> <ul style="list-style-type: none"> <li>• Applications should be made during late winter or early spring.</li> </ul> <p><b>Precautions</b></p> <ul style="list-style-type: none"> <li>• Alfalfa foliage present at time of application will be burned.</li> <li>• Replanting may be needed due to the reduction of seedling stands.</li> </ul> <p><b>Restrictions</b></p> <ul style="list-style-type: none"> <li>• Do not make more than one application per year.</li> <li>• Do not cut or harvest within 70- days after application.</li> <li>• Do not apply to seedling alfalfa grown for seed.</li> </ul>					
<b>ALFALFA</b> Preplant or Preemergence (No-till or conventional planting)	-	Broadcast or Banded Over Row	1.7 to 2.7 pt	Ground: 10.0 gal Air: 5.0 gal	-
<p><b>Directions</b></p> <ul style="list-style-type: none"> <li>• Apply prior to emergence of the crop.</li> <li>• Avoid disturbing soil when seeding.</li> </ul> <p><b>Precautions</b></p> <ul style="list-style-type: none"> <li>• Crop plants emerged at time of application will be killed.</li> </ul> <p><b>Restrictions</b></p> <ul style="list-style-type: none"> <li>• Do not make more than 2 applications per year.</li> </ul>					
<b>ALFALFA</b> Dormant season Established plantings  Region A - See table at end of Alfalfa section	Weeds, including: bluegrass, chickweed, henbit, downy brome, ryegrass, cheatgrass, dogfennel, tansy mustard, London Rocket, Sowthistle, rescue brome, wild oats, and other winter annuals; and Suppression of perennial weeds.	Broadcast	1.3 to 2.0 pt	Ground: 10.0 gal Air: 5.0 gal	42
<p><b>Directions</b></p> <ul style="list-style-type: none"> <li>• After the crop is dormant, apply to well-established stands that are at least 1-year old.</li> <li>• For improved and longer-lasting weed control, tank mix with metribuzin (Lexone or Sencor).</li> </ul> <p><b>Precautions</b></p> <ul style="list-style-type: none"> <li>• Yield of first cutting may be reduced because alfalfa foliage present at the time of application will be burned.</li> </ul> <p><b>Restrictions</b></p> <ul style="list-style-type: none"> <li>• Do not make more than one application per year.</li> <li>• <b>Fall Re-growth:</b> Do not apply if last cutting is greater than 6".</li> <li>• <b>Spring Re-growth:</b> Do not apply if last cutting is greater than 2".</li> <li>• Do not cut or harvest within 42- days after application.</li> </ul>					
<b>ALFALFA</b> Dormant season Tank Mix with Velpar® L Herbicide	Weeds, including: chickweed, downy brome, and tansy mustard.	Broadcast	0.7 to 1.3 pt	Ground: 10.0 gal Air: 10.0 gal	42

Crop	Weeds	Use Pattern	This Product Rate/ Acre	Minimum Total Spray Per Acre	Grazing or Preharvest Interval (Days)
Region A - See table at end of Alfalfa section					
<p><b>Directions</b></p> <ul style="list-style-type: none"> <li>When weeds are less than 4 inches tall, apply at 0.7 pint rate of this product.</li> <li>Mix this product with 1.0 to 2.0 quarts of Velpar L per acre.</li> <li>Use lower rate of Velpar L on loamy sands or sandy loams.</li> <li>During the dormant season, make one application to established alfalfa stands.</li> </ul> <p><b>Precautions</b></p> <ul style="list-style-type: none"> <li>Increased chances of crop injury may occur if stress which may be caused in part by low fertility, disease, insects, winterkill, over cutting, drought or frost.</li> <li>Temporary chlorosis-may occur on alfalfa regrowth.</li> </ul> <p><b>Restrictions</b></p> <ul style="list-style-type: none"> <li>Do not make more than 2 applications per year.</li> <li><b>Fall Regrowth:</b> Do not apply if last cutting is greater than 6 inches.</li> <li><b>Spring Regrowth:</b> Do not apply if last cutting is greater than 2 inches.</li> <li>Do not apply to alfalfa during the first season after seeding.</li> <li>DO NOT USE on gravelly or rocky soils, exposed subsoils, hardpan, sand or poorly drained alkaline soils as crop injury, including mortality, may result.</li> <li>Do not cut or harvest within 42 days after application.</li> </ul>					
<p><b>ALFALFA</b> Dormant Season</p> <p>On established plantings: Region B -See table at the end of the Alfalfa section.</p>	<p>Weeds including:  London rocket, sowthistle, rescue brome, wild oats, chickweed, ryegrass, bluegrass, cheatgrass, dogfennel, tansy mustard, henbit, downy brome, an other winter annuals; and suppression of perennial weeds</p>	Broadcast	0.7 to 1.3 pt	Ground: 10.0 gal Air: 5.0 gal	60
<p><b>ALFALFA</b> Dormant Season</p> <p>On fall-seeded newly established stands less than 1-year-old: Region A -See table at the end of the Alfalfa section.</p>	<p><b>California:</b> Desiccation of weeds including bluegrass, ryegrass, shepherds</p>	Broadcast	0.7 to 1.3 pt	Ground: 10.0 gal Air: 5.0 gal	60
<p><b>ALFALFA</b> Dormant Season</p> <p>On fall-seeded newly established stands less than 1-year-old: Region B -See table at the end of the Alfalfa section.</p>	<p>purse, chickweed, tansey mustard, foxtail, sowthistle and groundsel.</p>	Broadcast	0.5 to 0.8 pt	Ground: 10.0 gal Air: 5.0 gal	60
<p><b>Directions</b></p> <ul style="list-style-type: none"> <li>Applications should be made before first spring cutting and during late fall or winter months after the last fall cutting.</li> <li>For improved and residual weed control in <b>dormant established (at least 1-year-old) alfalfa</b>, tank mix with metribuzin (Lexone or Sencor). Do not apply tank mix with metribuzin on alfalfa that is less than 1-year-old.</li> </ul> <p><b>Precautions</b></p> <ul style="list-style-type: none"> <li>Applications to alfalfa that is not dormant, or has broken dormancy, may result in stand and/or yield reductions. Replanting</li> </ul>					

Crop	Weeds	Use Pattern	This Product Rate/ Acre	Minimum Total Spray Per Acre	Grazing or Preharvest Interval (Days)
<p>may be necessary. Green alfalfa foliage present at time of application will be burned.</p> <ul style="list-style-type: none"> <li>If there is a severe weed infestation, total hay yield of first cutting may be reduced in alfalfa fields and the reduction is typically directly proportionate to the loss of weed weight.</li> </ul> <p><b>Restrictions</b></p> <ul style="list-style-type: none"> <li>Do not make more than one application per year.</li> <li><b>California:</b> Do not apply if <b>spring regrowth</b> after grazing or cutting is more than 2 inches in Orange and Riverside counties, and all counties north of these counties.</li> <li><b>All other areas within Region B:</b> Do not apply if regrowth after grazing or cutting is more than 2 inches.</li> <li>Do not harvest within 60 days of application.</li> </ul> <p><b>California</b></p> <ul style="list-style-type: none"> <li>If ryegrass, shepherdspurse, sowthistle, or groundsel are present use higher specified rate.</li> </ul>					
<b>ALFALFA</b> (East of the Rocky Mountains) Between-cuttings treatment in established plantings. (Includes first year alfalfa)		Broadcast	0.7 pt	Ground: 10.0 gal	30
<p><b>Directions</b></p> <ul style="list-style-type: none"> <li>Make applications immediately after alfalfa has been removed for hay or silage.</li> <li>Apply as needed up to three times during the growing season in addition to a dormant application.</li> </ul> <p><b>Precautions</b></p> <ul style="list-style-type: none"> <li>Control of weeds beyond the seedling stage and weed stubble cut off during harvest are less affected by this treatment.</li> <li>A reduction in first year alfalfa stands and yields may occur if alfalfa is allowed to regrow more than 2 inches.</li> <li>Burning of alfalfa foliage will occur at time of application.</li> <li>Weed control may be reduced where moisture is limited such as in arid climates.</li> </ul> <p><b>Restrictions</b></p> <ul style="list-style-type: none"> <li>Do not make more than 3 applications per year.</li> <li>Do not treat more than 5 days after cutting.</li> <li>Do not cut or harvest within 30 days of application.</li> <li>Do not make more than 2 applications during the first growing season of first-year alfalfa.</li> </ul>					

**Table 2. ALFALFA:** New Seedlings - Suppression and control of broad leaf weeds and grasses in new alfalfa seedlings grown for hay (California only).

For control of:	Rate/Acre*	
	For Suppression	For Control
Annual Bluegrass	-	10.7 to 21.3 fl oz
Chickweed	-	10.7 to 21.3 fl oz
Fiddleneck (6 inches tall or less)	5.4 to 10.7 fl oz	21.3 fl oz
Red Maids (6 inches tall or less)	-	10.7 to 21.3 fl oz
Shepherdspurse	10.7 to 21.3 fl oz	-
Spikeweed (4 inches tall or less)	5.4 fl oz	10.7 to 16.0 fl oz
Volunteer Small Grain (8 inches, tall or less)	5.4 to 10.7 fl oz	21.3 fl oz

\*Use the 5.4 fluid ounce rate only when alfalfa has at least 3 trifoliate leaves; use the 10.7 fluid ounce rate only when alfalfa has 6 trifoliate leaves; or use rates over 10.7 fluid ounce only when there are 9 trifoliate leaves.

**Alfalfa - Regions**

REGION A
Alaska, California (counties of Del Norte, Siskiyou, Modoc, Shasta, Lassen, Plumas, Sierra and Nevada), Colorado, Connecticut, Delaware, Idaho, Illinois, Indiana, Iowa, Kansas, Kentucky, Maine, Maryland, Massachusetts, Michigan, Minnesota, Missouri, Montana, Nebraska, Nevada, New Hampshire, New Jersey, New York, North Dakota, Ohio, Oregon, Pennsylvania, Rhode Island, South Dakota, Utah, Vermont, Virginia, Washington, West Virginia, Wisconsin, Wyoming
REGION B
Alabama, Arizona, Arkansas, California (all other counties not listed in Region A), Florida, Georgia, Hawaii, Louisiana, Mississippi; New Mexico, North Carolina, Oklahoma, South Carolina, Tennessee, Texas

Crop	Use Pattern	This Product Rate/ Acre	Minimum Total Spray/Acre	Grazing or Preharvest Interval (Days)
<b>ALMONDS</b>	Directed Spray	0.8 to 2.7 pts	Ground: 10.0 gal	-
<b>Directions</b> <ul style="list-style-type: none"> <li>Avoid allowing spray to contact green stems (except suckers) or foliage.</li> <li>When spraying around young trees use a shield or wrap plant.</li> </ul> <b>Precautions</b> <ul style="list-style-type: none"> <li>Retreatment or spot treatments may be necessary for mature woody weeds, perennial weeds, late germinating weeds and green suckers.</li> </ul> <b>Restrictions</b> <ul style="list-style-type: none"> <li>Do not make more than 5 applications per year.</li> <li>Do not graze treated areas and do not feed cover crops grown in treated areas to livestock.</li> <li>Do not apply when nuts to be harvested are on the ground.</li> </ul>				
<b>ARTICHOKE (GLOBE)</b>	Directed Spray	1.7 to 2.7 pts	Ground: 20.0 to 100 gal	1
<b>Directions</b> <ul style="list-style-type: none"> <li>Applications must be made at least 7 days apart.</li> </ul> <b>Restrictions</b> <ul style="list-style-type: none"> <li>Do not make more than 3 applications per year.</li> <li>Do not exceed 8.0 pints per season.</li> <li>Do not harvest within 24 hours of last application.</li> </ul>				
<b>ASPARAGUS</b>	Preplant or Preemergence Broadcast or Banded Over-Row	1.7 to 2.7 pts	Ground: 10.0 gal Air: 5.0 gal	-
<b>Directions</b> <ul style="list-style-type: none"> <li>Application should be made prior to emergence of the crop.</li> </ul> <b>Precautions</b> <ul style="list-style-type: none"> <li>Emerged asparagus at time of application will be killed.</li> </ul> <b>Restrictions</b> <ul style="list-style-type: none"> <li>Do not make more than 3 applications per year.</li> </ul>				
<b>ASPARAGUS</b> Preemergence to established plantings at least 2 years old	Broadcast or Banded Over-Row	1.7 to 2.7 pts	Ground: 10.0 gal	6
<b>Directions</b> <ul style="list-style-type: none"> <li>Application should be made prior to emergence of the crop or after last harvest.</li> </ul> <b>Precautions</b> <ul style="list-style-type: none"> <li>Emerged asparagus at time of application will be killed.</li> </ul> <b>Restrictions</b> <ul style="list-style-type: none"> <li>Do not make more than 3 applications per year.</li> </ul>				
<b>BEANS, DRY</b> <b>Not for use in</b> <b>California</b> Adzuki beans Asparagus beans Black beans Broad beans Field beans Garbanzo beans Grain lupin Guar Kidney beans Lablab beans Moth beans Mung beans Navy beans	Harvest-Aid	0.8 to 1.3 pts	Ground: 20.0 gal Air: 5.0 gal	7



Crop	Use Pattern	This Product Rate/ Acre	Minimum Total Spray/Acre	Grazing or Preharvest Interval (Days)
Pinto beans Rice beans Sweet lupin Tepary beans Urd beans White sweet lupin White lupin <b>PEAS, DRY Not for use in California</b> Blackeyed peas Catjang Chickpeas Cowpeas Crowder peas Southern peas				
<p><b>Directions</b></p> <ul style="list-style-type: none"> <li>• Add nonionic spreader at 1.0 quart per 100 gallons of spray mix.</li> <li>• Use a single application of the higher specified rate for vining type beans or bush type with lush growth.</li> <li>• May also be applied as a split application and improve vine coverage. However, do not make more than 2 applications per year or exceed a total of 1.3 pints per acre.</li> <li>• Apply when at least 80% of the pods are yellowing and mostly ripe and when leaves are no more than 40% of bush type peas or beans or 30% of vine type peas or beans are green.</li> </ul> <p><b>Restrictions</b></p> <ul style="list-style-type: none"> <li>• Do not make more than 2 applications per year.</li> <li>• Do not apply when weather conditions favor spray drift. To reduce drift, a drift control agent may be included.</li> <li>• Not registered for use in dry beans and dry peas in California.</li> </ul>				
<b>BERRIES</b> Blackberry Blueberry Boysenberry Currant Elderberry Gooseberry Huckleberry Loganberry Raspberry	Postemergence Directed Spray	1.3 to 2.7 pts	Ground: 50 gal	-
<p><b>Directions</b></p> <ul style="list-style-type: none"> <li>• Apply before emergence of new canes or shoots to avoid injury.</li> <li>• Apply as a coarse spray to prevent crop injury.</li> </ul> <p><b>Restrictions</b></p> <ul style="list-style-type: none"> <li>• Do not make more than 5 applications per year.</li> </ul>				
<b>CACAO</b>	Directed Spray	1.3 to 2.7 pts	Ground: 50.0 to 200 gal	1
<p><b>Directions</b></p> <ul style="list-style-type: none"> <li>• Apply when weeds are succulent and growth is from 1 to 6".</li> <li>• Use a shield for young trees to prevent sprays from contacting cacao plants, as injury may result.</li> </ul> <p><b>Precautions</b></p> <ul style="list-style-type: none"> <li>• Retreatment or spot treatments may be necessary for mature woody weeds, late-germinating weeds and grasses and for perennials.</li> </ul> <p><b>Restrictions</b></p> <ul style="list-style-type: none"> <li>• Do not make more than 5 applications per year.</li> <li>• Do not spray under windy conditions.</li> <li>• Do not graze treated areas or feed treated cover crops to livestock.</li> </ul>				
<b>CASSAVAS, TANIERS</b>	Shielded Post	1.3 pts	Ground: 50.0 gal	90

Crop	Use Pattern	This Product Rate/ Acre	Minimum Total Spray/Acre	Grazing or Preharvest Interval (Days)
<b>&amp; YAMS</b> (Puerto Rico only)	Directed Spray			
<b>Directions</b> <ul style="list-style-type: none"> <li>• Make applications when weeds are succulent and growth is 1 to 6 inches.</li> <li>• Prevent spray from contacting crop to prevent injury to crop.</li> </ul> <b>Restrictions</b> <ul style="list-style-type: none"> <li>• <b>Cassavas and Taniers:</b> Do not make more than 3 applications per year.</li> <li>• <b>Yams:</b> Do not make more than 2 applications per year.</li> <li>• Do not spray under windy conditions.</li> <li>• Do not graze treated areas or feed treated forage to livestock.</li> </ul>				

#### Product Information for Chemical Fallow

- As the density of stubble, crop residue or weeds increases, use higher spray volumes for better coverage.
- To control volunteer wheat or downy brome, fall-applied treatments generally work best with this product. If possible, tank mix with atrazine for maximum burndown and residual control.
- Apply from immediately after harvest up to emergence of the newly seeded crop as a broadcast or band treatment.
- Before applying this product, cut wheat as high as possible to avoid cutting weeds too short, and allow the weeds to grow at least 2 to 3 inches after harvest.
- The addition of dicamba (Banvel) or 2,4-D ester (Low Volatile) may aid in the suppression of emerged perennial broad leaf weeds and large annual broadleaf weeds.
- It is permissible to tank mix with registered residual herbicide combinations other than those listed for extended weed control during the fallow period.
- Weeds and grasses emerging after application and weeds taller than 6 inches will not be controlled.
- Crop plants emerged at the time of application will be killed.
- The minimum total spray per acre allowed is 5.0 gallons for ground and 5.0 gallons for air applications.
- Apply 5.0 to 60.0 gallons spray mix per acre by ground application.
- When applying at less than 10 gallons per acre by ground:
  - Do not apply with floaters or exceed a speed of 10 mph.
  - Apply with flat fan nozzles at 30 to 40 psi.
  - Apply only in a tank mix with atrazine at a minimum of 0.5 pound active ingredient per acre.
  - By air: apply in 5.0 to 10.0 gallons of spray mix per acre.

Crop	Use Pattern	This Product Rate/Acre	Minimum Total Spray/Acre	Grazing or Preharvest Interval (Days)
<b>CHEMICAL FALLOW</b> Continuous Wheat (2 to 3 month Recropping interval)	Broadcast	Weeds 1 to 3": 1.3 to 1.7 pts Weeds 3 to 6": 1.7 to 2.0 pts Weeds 6": 2.0 to 2.7 pts	Ground: 5.0 gal Air: 5.0 gal	-
<b>Directions</b> <ul style="list-style-type: none"> <li>• Apply at least 45 days before seeding.</li> <li>• For volunteer wheat or downy brome control in spring, use at least 1.3 pints of this product per acre with a Photosynthetic Inhibitor Herbicide.</li> <li>• Refer to the section "<b>Product Information for Chemical Fallow</b>".</li> </ul> <b>Restrictions</b> <ul style="list-style-type: none"> <li>• Do not make more than 3 applications per year.</li> </ul>				
<b>CHEMICAL FALLOW</b> Wheat-Fallow-Wheat Rotations (Fall applied after harvest: seeded 12 to 14 months later)	Broadcast	Weeds 1 to 3": 1.3 to 1.7 pts Weeds 3 to 6": 1.7 to 2.0 pts Weeds 6": 2.0 to 2.7 pts	Ground: 5.0 gal Air: 5.0 gal	-
<b>Directions</b> <ul style="list-style-type: none"> <li>• Spray before weeds produce seeds.</li> </ul>				

Crop	Use Pattern	This Product Rate/Acre	Minimum Total Spray/Acre	Grazing or Preharvest Interval (Days)
<ul style="list-style-type: none"> <li>Control of volunteer wheat and downy brome increases when applications are made late August or early September.</li> <li>For improved burndown-and residual control of weeds, tank mix with Atrazine, Marksman® Herbicide, or Command® Herbicide.</li> <li>For improved burndown and residual control of grass and broadleaf weed tank mix with metribuzin (Sencor 75DF). Refer to the section "<b>Product Information for Chemical Fallow</b>".</li> </ul> <p><b>Restrictions</b></p> <ul style="list-style-type: none"> <li>Do not make more than 3 applications per year.</li> </ul>				
<p><b>CHEMICAL FALLOW</b> Wheat-Fallow-Wheat Rotations (Spring applied: seeded 3 to 5 months later)</p>	Broadcast	Weeds 1 to 3": 1.3 to 1.7 pts Weeds 3 to 6": 1.7 to 2.0 pts Weeds 6": 2.0 to 2.7 pts	Ground: 5.0 gal Air: 5.0 gal	-
<p><b>Directions</b></p> <ul style="list-style-type: none"> <li>To conserve moisture, application should be made March 1 to April 15, prior to spring rains.</li> <li>Even though moisture loss is greater when applications are made after the boot stage, volunteer wheat is easier to control after this stage.</li> <li>For volunteer wheat or downy brome control in spring, use at least 1.3 pint of this product per acre with a Photosynthetic Inhibitor Herbicide. Refer to the section "<b>Product Information for Chemical Fallow</b>".</li> <li>For burn down and residual control of grass and broadleaf weeds, tank mix with metribuzin, (Sencor 75DF/Lexone).</li> </ul> <p><b>Restrictions</b></p> <ul style="list-style-type: none"> <li>Do not make more than 3 applications per year.</li> </ul>				
<p><b>CHEMICAL FALLOW</b> Wheat-Annual Crop<sup>1</sup>-Wheat Rotations (Fall applied in wheat stubbie)</p>	Broadcast	Weeds 1 to 3": 1.3 to 1.7 pts Weeds 3 to 6": 1.7 to 2.0 pts Weeds 6": 2.0 to 2.7 pts	Ground: 5.0 gal Air: 5.0 gal	-
<p><sup>1</sup>Approved Annual Crops are grain sorghum, corn, wheat, or proso millet.</p> <p><b>Directions</b></p> <ul style="list-style-type: none"> <li>For improved burndown and residual weed control, tank mix with Atrazine or Marksman. Make applications after wheat harvest and before weeds produce seed.</li> <li>If grasses such as foxtails or bamyardgrass recover, respray before seed production.</li> <li>Applications made late August to November help control volunteer wheat and downy brome.</li> <li>Refer to the section "<b>Product Information for Chemical Fallow</b>".</li> </ul> <p><b>Restrictions</b></p> <ul style="list-style-type: none"> <li>Do not make more than 3 applications per year.</li> </ul>				
<p><b>CHEMICAL FALLOW</b> Wheat-Annual Crop-Wheat Rotations (Spring applied prior to planting an annual crop<sup>1</sup>)</p>	Broadcast	Weeds 1 to 3": 1.3 to 1.7 pts Weeds 3 to 6": 1.7 to 2.0 pts Weeds 6": 2.0 to 2.7 pts	Ground: 5.0 gal Air: 5.0 gal	-
<p><sup>1</sup>Approved Annual Crops are grain sorghum, corn, wheat, or proso millet.</p> <p><b>Directions</b></p> <ul style="list-style-type: none"> <li>For enhanced burndown and residual weed control, tank mix with Atrazine.</li> <li>For volunteer wheat or downy brome control in spring, use at least 1.3 pint of this product per acre with a Photosynthetic Inhibitor Herbicide.</li> <li>Refer to the section "<b>Product Information for Chemical Fallow</b>".</li> <li>Refer to the Atrazine label for directions pertaining to soil pH and recropping intervals.</li> </ul> <p><b>Restrictions</b></p> <ul style="list-style-type: none"> <li>Do not make more than 3 applications per year.</li> </ul>				

Crop	Weeds	Use Pattern	This Product Rate/Acre	Minimum Total Spray/Acre	Grazing or Preharvest Interval (Days)
<p><b>CLOVER AND OTHER LEGUMES</b> Including velvetbean, lespedeza, lupine, sainfoin, trefoil, vetch, crown vetch, and milk vetch.</p> <p><b>Dormant Season:</b> On established plantings: Region A - See table at end of Alfalfa section.</p>	<p>For desiccation of weeds, including London rocket, sowthistle, rescue brome, wild oats, chickweed, ryegrass, bluegrass, cheatgrass, dogfennel, tansy mustard, henbit, downy brome, and other winter annuals, and suppression of perennial weeds.</p> <p><b>California:</b> Use for desiccation of weeds including bluegrass, ryegrass, shepherdspurse, chickweed, tansy mustard, foxtail, sowthistle and groundsel.</p>	Broadcast	1.3 to 2.1 pts	Ground: 10.0 gal Air: 5.0 gal	60
<p><b>Dormant Season:</b> On established plantings: Region B-See table at end of Alfalfa section.</p>		Broadcast	0.7 to 1.3 pts	Ground: 10.0 gal Air: 5.0 gal	60
<p>On fall- seeded Newly established stands less than 1-year-old: Region A - See table at end of Alfalfa section.</p>		Broadcast	0.7 to 1.3 pts	Ground: 10.0 gal Air: 5.0 gal	60
<p>On fall-seeded Newly established stands less than 1-year-old: Region B - See table at end of Alfalfa section.</p>		Broadcast	0.5 to 0.8 pts	Ground: 10.0 gal Air: 5.0 gal	60
<p><b>Directions</b></p> <ul style="list-style-type: none"> <li>• Applications should be made during late fall or winter months after the last cutting and before first spring cutting.</li> <li>• <b>In California:</b> If ryegrass, shepherdspurse, sowthistle or groundsel are present, use higher specified rate.</li> </ul> <p><b>Precautions</b></p> <ul style="list-style-type: none"> <li>• <b>CAUTION:</b> Stand and/or yield reductions may occur when applications are made to clover or other legumes that are not dormant, or have broken dormancy. Therefore, it may be necessary to replant. Burning will occur to green clover or other legumes foliage present at the time of application.</li> <li>• Discoloration and temporary stunting will occur in clover or other legumes foliage present at the time of application.</li> <li>• If there is severe weed infestation, the total hay yield of first cutting may be reduced in clover or other legumes fields and is usually directly proportionate to the loss of weed weight.</li> </ul> <p><b>Restrictions</b></p> <ul style="list-style-type: none"> <li>• Do not make more than 1 application per year.</li> <li>• Do not apply if regrowth after grazing or cutting is more than 2 inches.</li> <li>• Do not harvest within 60 days of application.</li> </ul>					

Crop	Use Pattern	This Product Rate/Acre	Minimum Total Spray/Acre	Grazing or Preharvest Interval (Days)
<b>CORN, FIELD CORN, POPCORN, SWEET CORN SEED CORN</b> (Used alone)	Preplant or Preemergence Broadcast or Banded Over Row	Weeds 1 to 3": 1.3 to 1.7 pts Weeds 3 to 6": 1.7 to 2.0 pts Weeds 6": 2.0 to 2.7 pts	Ground: 10.0 gal Air: 5.0 gal	-
<p><b>Directions</b></p> <ul style="list-style-type: none"> <li>Includes field, fresh sweet, forage, fodder and popcorn.</li> <li>To permit maximum weed and grass emergence, seedbeds should be formed as far ahead of planting and treatment as possible.</li> <li>Seeding should be done with a minimum amount of soil disturbance.</li> </ul> <p><b>Precautions</b></p> <ul style="list-style-type: none"> <li>Control will not occur when applications are made after weeds and grasses have emerged. However, crop plants emerged at time of application will be killed.</li> </ul> <p><b>Restrictions</b></p> <ul style="list-style-type: none"> <li>Do not make more than 3 applications per year.</li> </ul>				
<b>CORN</b> Tank mixes for no-till/reduced till	Preplant or Preemergence Broadcast or Banded Over Row	Weeds 1 to 3": 1.3 to 1.7 pts Weeds 3 to 6": 1.7 to 2.0 pts Weeds 6": 2.0 to 2.7 pts	Ground: 10.0 gal Air: 5.0 gal	-
<p><b>Directions</b></p> <ul style="list-style-type: none"> <li>Applications should be made as broadcast sprays before, during or after planting, but before crop emergence.</li> <li>This product may be tank mixed with the following herbicides for improved burndown or residual control: 2,4-D Ester (Low Volatile), Harness®, Harness® Extra, AAtrex®/Atrazine, Lasso® Herbicide, Banvel®, Linex®, Bicep MAGNUM®, Lorox®, Bicep Lite II MAGNUM®, Princep®, Dual MAGNUM, Stealth®, Frontier®, Simazine®, Guardsman®, Surpass® EC, Harmony® Extra Herbicide, Surpass® 100, (Preplant only) Topnotch®.</li> <li>This product may also be tank mixed with Ambush® insecticide.</li> <li>*It is the pesticide user's responsibility to ensure that all products in the listed mixtures are registered for the intended use. Users must follow the most restrictive directions for use and precautionary statements of each product in the tank mixture. Always refer to respective product label(s) to confirm if these products can be applied by air.</li> </ul> <p><b>Restrictions</b></p> <ul style="list-style-type: none"> <li>Do not make more than 3 applications per year.</li> </ul>				
<b>FIELD CORN, POPCORN SWEET CORN, SEED CORN</b>	Postemergence Directed Spray (including Hooded or Shielded)	0.7 to 1.3 pts	Ground: 10.0 gal	-
<p><b>Directions</b></p> <ul style="list-style-type: none"> <li>Applications should be made when weeds are actively growing.</li> <li>Use a higher specified rate on larger or hard to control weeds. Weeds 6 inches or taller may not be controlled.</li> </ul> <p><b>Precautions</b></p> <ul style="list-style-type: none"> <li>Severe damage and/or complete kill can occur if spray contacts corn plants.</li> </ul> <p><b>Restrictions</b></p> <ul style="list-style-type: none"> <li>Do not make more than 3 applications per year.</li> </ul> <p><b>DIRECTIONS FOR HOODED OR SHIELDED SPRAYERS</b></p> <ul style="list-style-type: none"> <li>Use a hooded or shielded sprayer with skids or wheels on the spray boom to maintain spray height in order to prevent excessive crop phytotoxicity.</li> <li>Apply by directing spray between the rows and using hooded or shielded sprayers to prevent spray contact with crop plants.</li> </ul> <p><b>DIRECTIONS FOR DIRECT SPRAY WITHOUT HOODED OR SHIELDED SPRAYERS</b> (Corn height is measure from soil surface to top of whorl)</p> <p><b>Directions</b></p> <ul style="list-style-type: none"> <li>Apply when corn is at least 10 inches tall with nozzles arranged to spray, no higher than the lower 3 inches of corn stalks.</li> <li>For corn more than 20 inches tall: Arrange the nozzles to spray no higher than the lower 1/3 of the corn stalks.</li> </ul> <p><b>Precautions</b></p> <ul style="list-style-type: none"> <li>Corn plants shorter than 10 inches may be injured and not recover.</li> <li>Injury to corn foliage will occur if sprayed. However, corn will recover and develop normally.</li> </ul>				

Crop	Use Pattern	This Product Rate/Acre	Minimum Total Spray/Acre	Grazing or Preharvest Interval (Days)
<b>FIELD CORN, POPCORN SEED CORN</b>	Harvest Aid	0.8 to 1.3 pts	Ground: 10.0 gal Air: 5.0 gal	7
<b>Directions</b> <ul style="list-style-type: none"> <li>Apply after the corn is mature. This is indicated by a black layer which forms at the base of the kernels. You may consult your local agricultural authority for help in identifying the black layer.</li> <li>Add nonionic surfactant containing at least 75% surface active ingredient at 0.25% v/v.</li> <li>To desiccate mature broadleaf weeds and grasses or broadleaf weeds and grasses that are taller than 18 inches, use 1.3 pts.</li> </ul> <b>Precautions</b> <ul style="list-style-type: none"> <li>Drought stressed plants, especially broadleaf weeds, can be difficult to kill, and desiccation may not be complete.</li> </ul> <b>Restrictions</b> <ul style="list-style-type: none"> <li>Do not make more than one application per year.</li> </ul>				
<b>FIELD CORN ONLY</b> (grain, fodder, forage)	Postemergence Directed Spray USDA Witchweed Eradication Program	1.3 pts	Ground: 10.0 gal	-
<b>Directions</b> <ul style="list-style-type: none"> <li>If regrowth occurs, initiate sprays in late June to early July and repeat in early August.</li> <li>Follow application instructions in postemergence directed spray section above.</li> </ul> <b>Restrictions</b> <ul style="list-style-type: none"> <li>Do not make more than 3 applications per year.</li> </ul>				
<b>FIELD CORN ONLY</b> (grain, fodder, forage) 2,4-D Amine AE Tank Mix	Postemergence Directed Spray USDA Witchweed Eradication Program	5.4 fl oz + 0.5 lb 2,4-D 2,4-D Amine AE	Ground: 10.0 gal	-
<b>Directions</b> <ul style="list-style-type: none"> <li>Apply as directed spray onto grassy weeds and witchweed before witchweed blooms. If regrowth occurs, reapply.</li> <li>Follow application instructions in post-emergence directed spray section above.</li> </ul> <b>Restrictions</b> <ul style="list-style-type: none"> <li>Do not make more than 3 applications per year.</li> </ul>				
<b>COTTON:</b> For all cotton uses, do not exceed 8.0 pints of this product (3.0 pound active ingredient) per acre per season.				
<b>COTTON</b> (Used alone)	Preplant or Preemergence	1.7 to 2.7 pts	Ground: 10.0 gal Air: 5.0 gal	-
<b>Directions</b> <ul style="list-style-type: none"> <li>Apply prior to, during or after planting but before crop emergence.</li> <li>For fallow bed treatment, beds should be pre-formed to permit maximum weed and grass emergence prior to treatment.</li> <li>Seeding should be done with a minimum of soil disturbance.</li> </ul> <b>Restrictions</b> <ul style="list-style-type: none"> <li>Do not make more than 3 applications per year.</li> </ul>				
<b>COTTON</b> (California only; Used alone)	Preplant	5.4 to 10.7 fl oz	Ground: 10.0 gal Air: 5.0 gal	-
<b>Directions</b> <ul style="list-style-type: none"> <li>For control of volunteer barley in preformed seedbeds.</li> </ul> <b>Restrictions</b> <ul style="list-style-type: none"> <li>Do not make more than 3 applications per year.</li> </ul>				
<b>COTTON</b> Goal® Herbicide Tank Mix	Preplant or Fallow Bed Broadcast	1.7 to 2.7 pts	Ground: 10.0 gal Air: 5.0 gal	-
<b>Directions</b> <ul style="list-style-type: none"> <li>Refer to the Goal label for weeds controlled, rates of applications, and directions for use, limitations, and restrictions. It is the pesticide user's responsibility to ensure that all products in the listed mixtures are registered for the intended use. Users must follow the most restrictive directions for use and precautionary statements of each product in the tank mixture.</li> </ul>				

Crop	Use Pattern	This Product Rate/Acre	Minimum Total Spray/Acre	Grazing or Preharvest Interval (Days)
<b>Restrictions</b>				
<ul style="list-style-type: none"> <li>Do not make more than 3 applications per year.</li> </ul>				
<b>COTTON</b> Other Tank Mixes	Preplant or Preemergence	1.7 to 2.7 pts	Ground: 10.0 gal Air: 5.0 gal	-
<b>Directions</b>				
<ul style="list-style-type: none"> <li>Apply as a broadcast spray before, during or after planting, but before crop emergence.</li> <li>For improved residual control or burndown, this product may be tank mixed with the following herbicides: Caparol® Herbicide, Cotoran® Herbicide, Cotton-Pro® Herbicide, Diurone®, Dual MAGNUM®, Harmony Extra (Preplant Only), Meturon® Herbicide, MSMA, Stealth®, Zorial® Herbicide.</li> <li>When tank mixing with Cotoran DF® or Meturon DF®, follow mixing instructions carefully, maintain constant agitation, and see Order of Tank Mixing section in respective labels.</li> </ul>				
<b>Restrictions</b>				
<ul style="list-style-type: none"> <li>Do not make more than 3 applications per year.</li> </ul>				
<b>COTTON</b>	Postemergence Directed Spray (Hooded or Shielded)	0.8 to 1.3 pts	10.0 gal	-
<b>Directions</b>				
<ul style="list-style-type: none"> <li>Apply when weeds are actively growing and between 1 to 6 inches in height.</li> <li>If multiple applications are made, allow 14 days between applications.</li> <li>Use higher specified rate on dense populations and/or larger or hard to control weeds. Weeds 6" or taller may not be controlled.</li> <li>AVOID CONTACT WITH CROP. Intentional or accidental contact, including, drift, of this product with the crop may result in severe damage or loss of the crop.</li> <li>Apply by directing spray between the rows using hooded or shielded sprayers to prevent contact with the crop plant.</li> <li>This product may be tank mixed with other postemergence directed herbicides. Unless otherwise directed on this label, refer to tank mix product labels for rates, directions, limitations and precautions.</li> </ul>				
<b>Precautions</b>				
<ul style="list-style-type: none"> <li>Equipment should be in good operating condition. Avoid leakage or dripping onto crop. Variation in equipment design may affect the level of weed control.</li> <li>Keep hoods or shields adjusted to insure adequate contact with weeds while shielding the crop from the herbicide.</li> <li>To minimize drift, do not use nozzles or nozzle configurations or adjuvants which produce fine spray droplets (mist).</li> </ul>				
<b>Restrictions</b>				
<ul style="list-style-type: none"> <li>Do not make more than 3 applications per year.</li> </ul>				

#### COTTON Harvest Aid Use

##### Precautions

- May be tank mixed with other cotton harvest aid materials known to be effective by a local expert. Unless otherwise instructed in this label, always refer to the respective product label(s) for rates of applications, directions for use, limitations, and restrictions. This product can be applied in a tank mix with methyl parathion and/or Karate® insecticide. Always refer to the respective product label(s) for rates of applications, directions for use, limitations, and restrictions.
- Nodes above cracked bolls (NACB) timing is for guidance and is not intended to restrict the local expert in their use of the product.

##### Restriction

- Do not make more than 4 applications per year.
- Do not pasture livestock in treated fields or feed treated foliage.
- Do not apply to cotton within 3 days before harvest.
- Repeat application if necessary. Do not exceed a total of 1.3 pints per acre as a harvest aid.

Crop	Use Pattern	This Product Rate/Acre	Minimum Total Spray/Acre	Grazing or Preharvest Interval (Days)
<b>SOUTHERN COTTON</b> Harvest aid for boll opening and	Broadcast	5.4 fl oz + 1 pt phosphate or 1.0 gal chlorate	Ground: 10.0 gal Air: 5.0 gal	7

Crop	Use Pattern	This Product Rate/Acre	Minimum Total Spray/Acre	Grazing or Preharvest Interval (Days)
defoliation (Tank mix with phosphate and chlorate defoliant)				
<p><b>Directions</b></p> <ul style="list-style-type: none"> <li>Apply when 80% or more of the bolls are open and the remaining bolls to be harvested are mature.</li> </ul> <p><b>Precautions</b></p> <ul style="list-style-type: none"> <li>Development of immature bolls will be inhibited.</li> </ul> <p><b>Restrictions</b></p> <ul style="list-style-type: none"> <li>Do not make more than 4 applications per year.</li> </ul>				
<b>SOUTHERN COTTON</b> Additional tank mixes for boll opening and defoliation	Broadcast	2.1 to 3.3 fl oz	Ground: 10.0 gal Air: 5.0 gal	-
<p><b>Directions</b></p> <ul style="list-style-type: none"> <li>This product may be tank mixed with the following products to aid in defoliation and opening of mature bolls: Accelerate® Defoliant, Def® Defoliant, Dropp® Defoliant, Ethephon Plant Growth Regulator, Folex® Defoliant, Harvade®, Harvest Growth Regulator, Prep™ PGR.</li> <li>Apply when 60% or more of the bolls are open and the remaining bolls to be harvested are mature.</li> </ul> <p><b>Precautions</b></p> <ul style="list-style-type: none"> <li>Development of immature bolls will be inhibited.</li> </ul> <p><b>Restrictions</b></p> <ul style="list-style-type: none"> <li>Do not make more than 4 applications per year.</li> </ul>				
<b>SOUTHERN COTTON</b> Post Defoliation - To aid in opening of mature bolls and to desiccate green weeds.	Broadcast	0.7 to 1.3 pts	Ground: 10.0 gal Air: 5.0 gal	3
<p><b>Directions</b></p> <ul style="list-style-type: none"> <li>If weed infestation is heavy or dense, use higher specified rate.</li> <li>Apply when 75% or more of bolls are open and remaining bolls to be harvested are mature.</li> <li>After a defoliation or conditioning application has been made, delay desiccation application of this product approximately 3 to 7 days to minimize leaf sticking.</li> </ul> <p><b>Precautions</b></p> <ul style="list-style-type: none"> <li>Development of immature bolls will be inhibited.</li> </ul> <p><b>Restrictions</b></p> <ul style="list-style-type: none"> <li>Do not make more than 4 applications per year.</li> </ul>				
<b>WESTERN COTTON</b> Harvest aid for boll opening and early defoliation	Broadcast	3.7 to 5.4 fl oz + phosphate or sodium chlorate; and/ or other compatible harvest aid products.	Ground: 10.0 gal Air: 5.0 gal	7
<p><b>Directions</b></p> <ul style="list-style-type: none"> <li>On rank cotton, use higher specified rate.</li> </ul> <p><b>Precautions</b></p> <ul style="list-style-type: none"> <li>Early defoliation timing is when 60% or more of the bolls are open and the remaining bolls to be harvested are mature (approximately 4 NACB).</li> <li>Development of immature bolls will be inhibited.</li> </ul> <p><b>Restrictions</b></p> <ul style="list-style-type: none"> <li>Do not make more than 4 applications per year.</li> <li>Do not use more than 5.4 fluid ounce of this product for early defoliation as excessive desiccation may occur.</li> <li>Do not use more than 4.0 pounds of actual sodium chlorate defoliant per acre at this early defoliation timing.</li> </ul>				
<b>WESTERN COTTON</b> Harvest aid for boll opening and Mid-to-late defoliation	Broadcast	5.4 to 10.7 fl oz alone or tank mix with sodium chlorate or phosphate defoliation and/or other	-	3 (Alone)



Crop	Use Pattern	This Product Rate/Acre	Minimum Total Spray/Acre	Grazing or Preharvest Interval (Days)
		compatible harvest aid products.		
<p><b>Directions</b></p> <ul style="list-style-type: none"> <li>Use the 10.7 fluid ounce rate of this product in desert cotton areas or on rank vigorous cotton.</li> </ul> <p><b>Precautions</b></p> <ul style="list-style-type: none"> <li>Mid-to-late defoliation timing is when 75% or more of the bolls are open and the remaining bolls to be harvested are mature (approximately 3 or fewer NACB).</li> <li>Development of immature bolls will be inhibited.</li> </ul> <p><b>Restrictions</b></p> <ul style="list-style-type: none"> <li>Do not make more than 4 applications per year.</li> </ul>				
<p><b>Cotton Stripper or Spindle Harvested</b> Harvest aid for defoliation and boll opening</p>	Broadcast	2.1 to 7.5 fl oz	Ground: 10.0 gal Air: 5.0 gal	3
<p><b>Directions</b></p> <ul style="list-style-type: none"> <li>BECAUSE OF EXTREMES IN ENVIRONMENTAL AND PLANT CONDITIONS, APPLY THE RANGE OF RATES ON A SMALL BLOCK TO DETERMINE THE RATE THAT BEST FITS YOUR NEEDS.</li> <li>Apply when 75% of the bolls are open and the remaining bolls to be harvested are mature.</li> <li>This product may be applied alone or tank mixed with the following cotton harvest aids: Accelerate Defoliant®, Def Defoliant®, Dropp Defoliant®, Ethephon Plant Growth Regulator, Folex Defoliant®, Harvade® Harvest Growth Regulator, Prep™ PGR.</li> <li>May be applied as a split application.</li> <li>To avoid leaf sticking, apply this product as a desiccant approximately 3 to 7 days after defoliant or a conditioning application and 7 to 14 days before harvest.</li> <li>South of Interstate-10 in Texas, where temperatures are typically higher during defoliation, lower rates in the range may be necessary.</li> </ul> <p><b>Precautions</b></p> <ul style="list-style-type: none"> <li>DEVELOPMENT OF IMMATURE BOLLS WILL BE INHIBITED. SLICE BOLLS AND INSPECT THE SEED FOR MATURITY.</li> <li>Cooler temperatures may cause a longer waiting period between application of this product as a desiccant and defoliation/conditioner.</li> </ul> <p><b>Restrictions</b></p> <ul style="list-style-type: none"> <li>Do not make more than 4 applications per year.</li> <li>Do not exceed a total of 1.3 pints per acre.</li> </ul>				
<p><b>COTTON</b> Late season desiccation</p>	Broadcast	0.7 to 1.3 pts	Ground: 10.0 gal Air: 5.0 gal	3
<p><b>Directions</b></p> <ul style="list-style-type: none"> <li>BECAUSE OF EXTREMES IN ENVIRONMENTAL AND PLANT CONDITIONS, APPLY THE RANGE OF RATES ON A SMALL BLOCK TO DETERMINE THE RATE THAT BEST FITS YOUR NEEDS.</li> <li>May be applied as a split application.</li> <li>Apply when 85% of the bolls are open and the remaining bolls to be harvested are mature (approximately 0 NACB).</li> <li>Delay desiccation application of this product approximately 3 to 7 days to minimize leaf sticking if a defoliation or conditioning application has been made.</li> <li>May be tank mixed with other harvest aid materials known to the local expert to be effective.</li> </ul> <p><b>Precautions</b></p> <ul style="list-style-type: none"> <li>Development of immature bolls will be inhibited. Slice bolls and inspect the seed for maturity.</li> <li>South of Interstate-10 in Texas, where temperatures are typically higher during defoliation, lower rates in the range may be necessary.</li> </ul> <p><b>Restrictions</b></p> <ul style="list-style-type: none"> <li>Do not make more than 4 applications per year.</li> <li>Do not exceed a total of 1.3 pints per acre.</li> </ul>				
<p><b>COTTON</b> Desiccation of regrowth</p>	Broadcast	0.75 to 1.25 pts	Ground: 10.0 gal Air: 5.0 gal	3
<p><b>Directions</b></p>				

Crop	Use Pattern	This Product Rate/Acre	Minimum Total Spray/Acre	Grazing or Preharvest Interval (Days)
<ul style="list-style-type: none"> <li>Use to desiccate regrowth occurring after defoliation or desiccation.</li> <li>Because regrowth is difficult to control, thorough coverage with the full listed rate is necessary.</li> <li>If regrowth is excessive, use higher specified rate.</li> </ul> <p><b>Precautions</b></p> <ul style="list-style-type: none"> <li>Control is dependent on growing conditions and desiccation of small new regrowth may not always be complete.</li> </ul> <p><b>Restrictions</b></p> <ul style="list-style-type: none"> <li>Do not make more than 4 applications per year.</li> </ul>				
<b>EASTER LILIES</b> (Field grown)	Preemergence	1.7 to 2.7 pts	Ground: 10 gal	-
<p><b>Restrictions</b></p> <ul style="list-style-type: none"> <li>Do not exceed 2 applications per year.</li> </ul>				
<b>FALLOW LAND</b> Prior to planting of any crops.	Preplant Broadcast to Fallow Land	1.0 to 2.7 pts	Ground: 10.0 gal Air: 5.0 gal	-
<p><b>Directions</b></p> <ul style="list-style-type: none"> <li>Use for the control of weeds such as bluegrass, chickweed, henbit, downy brome, ryegrass, cheatgrass, dog fennel, tansy mustard, London rocket, sowthistle, rescue brome, wild oats, volunteer cereals and other winter annuals and for the suppression of perennial weeds or sedges.</li> <li>For weeds approaching the maximum size of 6 inches, the higher specified rate may be used.</li> <li>Prior to application allow maximum weed emergence to maximize the benefit of this use.</li> <li>Adhere to the preharvest intervals and other crop specific restrictions for planted crops elsewhere on this label.</li> </ul> <p><b>Precautions</b></p> <ul style="list-style-type: none"> <li>Fallow land may be between operations such as disking, ripping, plowing, leveling, irrigating or listing for ground preparation purposes.</li> </ul> <p><b>Restrictions</b></p> <ul style="list-style-type: none"> <li>Do not make more than 2 applications per year, during the fallow period.</li> </ul>				
<b>GRASSES</b> (For seed) (For use in seedbed preparation)	Preplant, at Planting, or Preemergence	1.3 to 2.7 pts	Ground: 10.0 gal	-
<p><b>Directions</b></p> <ul style="list-style-type: none"> <li>Prepare the seedbeds and allow weeds to germinate.</li> <li>Apply this product when weeds are at the 3 to 5 leaf stage.</li> <li>Applications may be repeated as necessary (but only up to 3 applications per year) prior to grass emergence.</li> </ul> <p><b>Restrictions</b></p> <ul style="list-style-type: none"> <li>Do not make more than 3 applications per year.</li> <li>Do not graze treated areas or use the seed or straw from treated areas for animal feed or bedding.</li> </ul>				
<b>GUAR</b> (Preharvest desiccation)	Preharvest	1.3 pts	Ground: 10.0 gal	4
<p><b>Directions</b></p> <ul style="list-style-type: none"> <li>Apply after the pods are fully mature.</li> </ul> <p><b>Restrictions</b></p> <ul style="list-style-type: none"> <li>Do not make more than 3 applications per year.</li> <li>Do not graze treated areas or use the treated forage for animal feed.</li> </ul>				
<b>GUAVA</b>	Directed Spray	2.5 pts	Ground: 10. gal	-
<p><b>Precautions</b></p> <ul style="list-style-type: none"> <li>Retreatment or spot spraying may be necessary for mature woody weeds, late-germinating weeds and grasses, and perennials.</li> </ul> <p><b>Restrictions</b></p> <ul style="list-style-type: none"> <li>Do not make more than 4 applications per year.</li> <li>Do not allow spray to contact green stems, fruit or foliage.</li> <li>Do not graze treated areas.</li> <li>Do not feed cover crops grown in treated areas to livestock.</li> </ul>				
<b>HOPS</b>	Directed Spray	1.3 pts	Ground: 10 gal	14

Crop	Use Pattern	This Product Rate/Acre	Minimum Total Spray/Acre	Grazing or Preharvest Interval (Days)
(ID, OR, & WA only)	and/ or Suckering and Stripping.			
<b>Directions</b> <ul style="list-style-type: none"> <li>Silage and hop vine refuse may be fed to livestock.</li> <li>Spray only the basal 2.0 feet of the vines for sucking and stripping. Repeat as necessary, but only up to 3 applications per season.</li> <li>Chemical Pruning: Spray when vines are less than 3.0 feet tall to burn back existing vines and obtain even emergence of subsequent vines.</li> </ul> <b>Precautions</b> <ul style="list-style-type: none"> <li>Retreatment of spot treatment may be necessary.</li> <li>APPLICATION TO HOP VINES LESS THAN 6 FEET TALL MAY CAUSE UNACCEPTABLE INJURY.</li> <li>Experience with varieties other than Cascade, Yakima Cluster, and Bullion is limited. If using this product on other varieties than these, test the use pattern on a small number of vines of each variety to determine sensitivity to injury. Do not use on unlisted varieties if unacceptable crop injury occurs.</li> </ul> <b>Restrictions</b> <ul style="list-style-type: none"> <li>Do not make more than 3 applications per year.</li> <li>Do not allow spray to contact green stems, foliage, flowers, or cones as injury may result.</li> <li>Do not allow animals to graze in treated hop yards.</li> </ul>				
<b>LENTILS</b> NOT REGISTERED FOR USE ON LENTILS IN CALIFORNIA.	Harvest Aid	0.8 to 1.3 pts	Ground: 20.0 gal Air: 5.0 gal	7
<b>Directions</b> <ul style="list-style-type: none"> <li>Add nonionic surfactant at 0.25% v/v (2.0 pints per 100 gallons) of the finished spray volume.</li> <li>May also be applied as a split application.</li> <li>Apply when crop is mature and at least 80% of the pods are yellowing and mostly ripe with no more than 30% of the leaves still green in color.</li> </ul> <b>Restrictions</b> <ul style="list-style-type: none"> <li>Do not make more than 2 applications per year.</li> <li>DO NOT make more than 2 applications or exceed a total of 1.3 pints per acre. The split application may improve coverage.</li> <li>DO NOT apply where weather conditions favor spray drift. To reduce spray drift a drift control agent may be included.</li> </ul>				
<b>MINT</b> (Peppermint, Spearmint)	Dormant Season	1.3 to 2.0 pts	Ground: 10.0 gal Air: 5.0 gal	-
<b>Directions</b> <ul style="list-style-type: none"> <li>Apply when crop is dormant before spring growth begins and when weeds are less than 6 inches tall.</li> <li>May be tank mixed with Sinbar® Herbicide (terbacil) weed killer for improved contact activity and residual control of Italian ryegrass, prickly lettuce and groundsel. Apply this tank mixture no more than once per season.</li> </ul> <b>Precautions</b> <ul style="list-style-type: none"> <li>For suppression of weeds such as groundsel, chickweed, downy brome, bluegrass, Italian ryegrass, prickly lettuce.</li> </ul> <b>Restrictions</b> <ul style="list-style-type: none"> <li>Do not make more than 2 applications per year.</li> <li>Do not apply more than 2.0 pints per acre per dormant season.</li> </ul>				
<b>ONIONS (seeded) AND GARLIC</b>	Preplant/ Preemergence	1.7 to 2.7 pts	Ground: 10 gal	60 200 (CA only)
<b>Directions</b> <ul style="list-style-type: none"> <li>For heavy weed infestations or wild oat control use the higher specified rate.</li> <li>Allow maximum weed and grass emergence prior to treatment but apply prior to crop emergence.</li> </ul> <b>Restrictions</b> <ul style="list-style-type: none"> <li>Do not make more than 1 application per year.</li> <li>Apply only one application per season at the 2.7 pints per acre dosage.</li> <li>Apply a maximum of 2.7 pints per acre per season.</li> </ul>				
<b>PASSION FRUIT</b>	Direct Spray	2.5 pt	Ground: 10.0 gal	-
<b>Directions</b> <ul style="list-style-type: none"> <li>If bark is still green at application time, use a shield or wrap vine.</li> </ul>				

Crop	Use Pattern	This Product Rate/Acre	Minimum Total Spray/Acre	Grazing or Preharvest Interval (Days)
<ul style="list-style-type: none"> <li>Pick all fruit off the ground prior to application if application is to be made during harvest season.</li> </ul> <p><b>Precautions</b></p> <ul style="list-style-type: none"> <li>It may be necessary to retreat or spot treat.</li> </ul> <p><b>Restrictions</b></p> <ul style="list-style-type: none"> <li>Do not make more than 5 applications per year.</li> <li>Do not allow animals to graze on treated areas.</li> </ul>				
PEANUTS	Broadcast At ground crack Post-emergence	5.4 to 10.8 fl oz	Ground: 10 gal	-
<p><b>Directions</b></p> <ul style="list-style-type: none"> <li>To control or suppress small (1 to 6 inches) emerged annual grass and broadleaf weeds in peanuts at ground crack. A second application may be made up to 28 days after ground crack.</li> <li>For at ground crack use, this product can be tank mixed with Pursuit® Herbicide or Dual MAGNUM for residual weed control.</li> </ul> <p><b>Precautions</b></p> <ul style="list-style-type: none"> <li>Crop, foliage sprayed will be injured in the form of bronzing and crinkling, but the crop will recover and develop normally.</li> </ul> <p><b>Restrictions</b></p> <ul style="list-style-type: none"> <li>Do not make more than 2 applications per year.</li> <li>Make no more than 2 applications per season and do not apply total of more than 10.8 fluid ounce of product per acre per season.</li> <li>Do not apply by air.</li> </ul>				
PEANUTS Basagran® Herbicide Tank Mix	Broadcast At ground crack Post-emergence	5.4 to 10.8 fl oz	Ground: 10.0 gal	-
<p><b>Directions</b></p> <ul style="list-style-type: none"> <li>Tank mix this product with Basagran at 1.0 pint per acre for improved control of weeds such as cocklebur, bristly starbur, smartweed and prickly sida.</li> <li>This tank mix can be applied at the ground crack stage of peanuts. A second application may be made up to 28 days after ground crack.</li> </ul> <p><b>Precautions</b></p> <ul style="list-style-type: none"> <li>Crop foliage sprayed will be injured in the form of bronzing and crinkling, but the crop will recover and develop normally.</li> <li>If peanuts show injury (leaf phytotoxicity and/or plant stunting) produced by any other herbicide treatment, do not apply this tank mix as injury may be enhanced and/or prolonged.</li> <li>During prolonged periods of drought or unseasonably cold weather do not apply this tank mix as unsatisfactory weed control may result.</li> </ul> <p><b>Restrictions</b></p> <ul style="list-style-type: none"> <li>Do not make more than 2 applications per year.</li> <li>Make no more than 2 applications per season and do not apply a total of more than 10.8 fluid ounce of product per acre per season.</li> <li>Do not apply by air.</li> </ul>				
PEANUTS Butyrac® Herbicide or Butoxone® 200 Herbicide Tank Mix	Broadcast Post-emergence	5.4 to 10.8 fl oz	Ground 10.0 gal	-
<p><b>Directions</b></p> <ul style="list-style-type: none"> <li>For improved control of weeds such as cocklebur, sicklepod, and morningglory, tank mix this product with 8.0 to 16.0 ounce (0.125 to 0.25 pound) per acre of Butyrac or Butoxone 200.</li> </ul> <p><b>Precautions</b></p> <ul style="list-style-type: none"> <li>Crop foliage sprayed will be injured in the form of bronzing and crinkling but the crop will recover and develop normally.</li> </ul> <p><b>Restrictions</b></p> <ul style="list-style-type: none"> <li>Do not make more than 2 applications per year.</li> <li>Do not apply a total of more than 10.8 fluid ounce of product per season and make no more than 2 applications per season.</li> <li>Do not apply by air.</li> </ul>				
PIGEON PEAS	Directed Spray	1.3 pt	Ground: 10.0 gal	60

Crop	Use Pattern	This Product Rate/Acre	Minimum Total Spray/Acre	Grazing or Preharvest Interval (Days)
(Puerto Rico only)				
<b>Directions</b> <ul style="list-style-type: none"> <li>Cannery waste can be fed to livestock.</li> </ul> <b>Precautions</b> <ul style="list-style-type: none"> <li>Avoid contact with pigeon pea foliage.</li> </ul> <b>Restrictions</b> <ul style="list-style-type: none"> <li>Do not make more than 1 application per year.</li> <li>Do not make more than 1 application per season.</li> <li>Do not graze treated areas or feed treated forage to livestock</li> </ul>				
<b>PINEAPPLE</b>	Directed Spray	1.3 to 2.7 pts	Ground: 10.0 gal	20
<b>Precautions</b> <ul style="list-style-type: none"> <li>More mature weeds may require retreatment.</li> </ul> <b>Restrictions</b> <ul style="list-style-type: none"> <li>Do not exceed 3 applications per season.</li> </ul>				
<b>POTATO</b>	Preplant or Preemergence Broadcast	0.7 to 1.3 pts	Ground: 10.0 gal Air: 5.0 gal	-
<b>Directions</b> <ul style="list-style-type: none"> <li>Apply up to ground cracking stage, before potatoes have emerged.</li> </ul> <b>Restrictions</b> <ul style="list-style-type: none"> <li>Do not make more than 3 applications per year.</li> </ul>				
<b>POTATO</b> (California, Washington, Oregon, Idaho only; used alone)	Preplant Broadcast	0.4 to 0.7 pts	Ground: 10.0 gal Air: 5.0 gal	-
<b>Directions</b> <ul style="list-style-type: none"> <li>For control of volunteer barley in preformed seedbeds.</li> </ul> <b>Restrictions</b> <ul style="list-style-type: none"> <li>Do not make more than 3 applications per year.</li> </ul>				
<b>POTATO</b> Fresh Market Only  Preharvest vine killing and weed desiccation. For Use Only in the states of: Colorado, Delaware, Idaho, Illinois, Indiana, Kansas, Maine, Maryland, Massachusetts, Michigan, Minnesota, Nebraska, Nevada, New Jersey, New York, North Dakota, Ohio, Oregon, Pennsylvania, South Dakota, Utah, Washington, Wisconsin, and Wyoming	Broadcast	0.7 to 1.3 pts	Ground: 20.0 gal	3
<b>Directions</b> <ul style="list-style-type: none"> <li>Potatoes must be harvested promptly after desiccation and processed or consumed immediately.</li> <li>Begin application when leaves begin to turn yellow.</li> <li>Use 1.3 pints per acre rate where quick vine kill is desired.</li> <li>For dense vine growth, use 2 applications of 0.6 pints per acre. Split applications must be applied a minimum of 5 days apart.</li> </ul> <b>Precautions</b> <ul style="list-style-type: none"> <li>Immature potato foliage is tolerant to this product. However, desiccation will not be complete under this condition.</li> </ul> <b>Restrictions</b> <ul style="list-style-type: none"> <li>For Fresh Market Potatoes Only. (Fresh Market Potatoes include potatoes that are sent directly from the field to a consumer, grocery store, or processor for use.)</li> <li>DO NOT make more than 2 applications per year.</li> </ul>				

Crop	Use Pattern	This Product Rate/Acre	Minimum Total Spray/Acre	Grazing or Preharvest Interval (Days)
<ul style="list-style-type: none"> <li>DO NOT use on potatoes that will be stored as tuber decomposition may result.</li> <li>DO NOT apply to drought stressed potato vines.</li> <li>DO NOT use to desiccate the vines of seed potatoes as seed pieces may fail to germinate and grow normally</li> <li>DO NOT pasture livestock in treated potato fields.</li> <li>DO NOT exceed 2.6 pints per acre per season.</li> </ul>				
RICE	Preplant or Preemergence Broadcast	Weeds 1 to 3": 1.3 to 1.7 pts Weeds 3 to 6": 1.7 to 2.0 pts Weeds 6": 2.0 to 2.7 pts	Ground: 10.0 gal Air: 5.0 gal	-
<b>Directions</b> <ul style="list-style-type: none"> <li>Apply as a broadcast spray before, during or after planting, but before crop emergence. When vegetation is dense, use higher specified rates and spray volumes.</li> <li>Seeding should be done with a minimum amount of soil disturbance.</li> <li>This product may be tank mixed with other herbicides registered for this use for improved or extended weed control.</li> </ul> <b>Precautions</b> <ul style="list-style-type: none"> <li>This product will not control weeds and grasses emerging after application. Crop plants emerged at time of application will be killed.</li> </ul> <b>Restrictions</b> <ul style="list-style-type: none"> <li>Do not make more than 3 applications per year.</li> <li>Do not flood/flush within 48 hours of application in order to ensure complete kill of vegetation. If cool, cloudy and/or wet weather delays speed of kill, do not flood/flush until complete kill is evident.</li> </ul>				
SAFFLOWER	Preplant or Preemergence Broadcast or Banded Over	1.7 to 2.7 pts	Ground: 10.0 gal Air: 5.0 gal	-
<b>Directions</b> <ul style="list-style-type: none"> <li>Apply before, during and after planting but before crop emergence.</li> </ul> <b>Restrictions</b> <ul style="list-style-type: none"> <li>Do not make more than 3 applications per year.</li> </ul>				
SAFFLOWER (California only)	Preplant Broadcast	0.7 pt	Ground: 10.0 gal Air: 5.0 gal	-
<b>Directions</b> <ul style="list-style-type: none"> <li>For control of volunteer barley in preformed seedbeds.</li> </ul> <b>Restrictions</b> <ul style="list-style-type: none"> <li>Do not make more than 3 applications per year.</li> </ul>				
SMALL GRAINS (Barley, wheat)	Preplant or Preemergence	Weeds 1 to 3": 1.3 to 1.7 pts Weeds 3 to 6": 1.7 to 2.0 pts Weeds 6": 2.0 to 2.7 pts	Ground: 5.0 gal Air: 5.0 gal	-
<b>Restrictions</b> <ul style="list-style-type: none"> <li>Do not make more than 3 applications per year.</li> </ul>				
SMALL GRAINS (Wheat Only) Hoelon® 3EC Tank Mix	Preplant or Preemergence	Weeds 1 to 3": 1.3 to 1.7 pts Weeds 3 to 6": 1.7 to 2.0 pts Weeds 6": 2.0 to 2.7 pts	Ground: 10.0 gal Air: 5.0 gal	-
<b>Directions</b> <ul style="list-style-type: none"> <li>A tank mix with Hoelon 3EC will improve grass control.</li> <li>Apply when weeds are actively growing and 1 to 6 inches in height. Weeds 6 inches or taller may not be controlled.</li> </ul> <b>Restrictions</b> <ul style="list-style-type: none"> <li>Do not make more than 3 applications per year.</li> <li>Do not apply this tank mix to barley as crop injury may result.</li> </ul>				
SORGHUM (Grain)	Preplant/ Preemergence Broadcast or Band	Weeds 1 to 3": 1.3 to 1.7 pts Weeds 3 to 6": 1.7 to 2.0 pts Weeds 6": 2.0 to 2.7 pts	Ground: 5.0 gal Air: 5.0 gal	48 (grain) 20 (forage)
<b>Directions</b> <ul style="list-style-type: none"> <li>To allow maximum weed and grass emergence, seedbeds should be formed as far ahead of planting as possible.</li> </ul>				

Crop	Use Pattern	This Product Rate/Acre	Minimum Total Spray/Acre	Grazing or Preharvest Interval (Days)
<p><b>Restrictions</b></p> <ul style="list-style-type: none"> <li>Seeding should be done with a minimum amount of soil disturbance.</li> <li>Do not make more than 3 applications per year.</li> </ul>				
<b>SORGHUM</b> (Grain) Atrazine & 2,4-D ester [Low Volatile] Tank Mix	Preplant or Preemergence	Weeds 1 to 3": 1.3 to 1.7 pts Weeds 3 to 6": 1.7 to 2.0 pts Weeds 6": 2.0 to 2.7 pts		48 (grain) 20 (forage)
<p><b>Directions</b></p> <ul style="list-style-type: none"> <li>This product may be tank mixed with Atrazine for improved preemergence or residual weed control. The addition of 2,4-D ester (Low Volatile) may assist in the suppression of perennial and annual broadleaf weeds emerged at the time of application.</li> </ul> <p><b>Restrictions</b></p> <ul style="list-style-type: none"> <li>Do not make more than 3 applications per year.</li> </ul>				
<b>SORGHUM</b> (Grain) Harmony® Extra Herbicide Tank Mix	Preplant	1.3 to 2.5 pts	Ground: 10.0 gal	48 (grain) 20 (forage)
<p><b>Directions</b></p> <ul style="list-style-type: none"> <li>For Improved weed control, this product may be tank mixed with Harmony Extra.</li> </ul> <p><b>Restrictions</b></p> <ul style="list-style-type: none"> <li>Do not make more than 3 applications per year.</li> </ul>				
<b>SORGHUM</b> (Grain)	Postemergence Directed (including Hooded or Shielded)	0.7 to 1.3 pts	Ground: 10.0 gal	48 (grain) 20 (forage)
<p><b>Directions</b></p> <ul style="list-style-type: none"> <li>Apply when weeds are actively growing.</li> <li>Use higher specified rate on larger or hard to control weeds. Weeds 6 inches or taller may not be controlled.</li> </ul> <p><b>Precautions</b></p> <ul style="list-style-type: none"> <li>Severe damage and/or complete kill can occur if spray contacts sorghum plants.</li> </ul> <p><b>Restrictions</b></p> <ul style="list-style-type: none"> <li>Do not make more than 2 applications per year.</li> <li>Do not exceed 2 postemergence directed applications or exceed a total of 5.3 pints of this product per season.</li> </ul> <p><b>DIRECTIONS FOR USE HOODED OR SHIELDED SPRAYERS</b></p> <ul style="list-style-type: none"> <li>To avoid excessive crop phytotoxicity, use a hooded or shielded sprayer with skids or wheels on the spray boom to maintain spray height.</li> <li>Apply by directing spray between the rows and by using hooded or shielded sprayers to prevent spray contact with crop plants.</li> </ul> <p><b>DIRECTIONS FOR USE DIRECTED SPRAY WITHOUT HOODED OR SHIELDED SPRAYERS</b></p> <ul style="list-style-type: none"> <li>Apply when sorghum is at least 12 inches tall when naturally standing.</li> <li>Use precision directed-spray application equipment adjusted so that no more than the lower 3 inches of the sorghum stalk is contacted by the application spray.</li> </ul> <p><b>Precautions</b></p> <ul style="list-style-type: none"> <li>Some crop injury will occur. The degree of injury is related to the precision of application and spraying conditions.</li> </ul> <p><b>Restrictions</b></p> <ul style="list-style-type: none"> <li>Do not exceed 30 psi nozzle pressure or spray under conditions which may cause excessive drift.</li> </ul>				
<b>SOYBEANS</b>	Preplant or Preemergence	Weeds 1 to 3": 1.3 to 1.7 pts Weeds 3 to 6": 1.7 to 2.0 pts Weeds 6": 2.0 to 2.7 pts	Ground: 5.0 gal Air: 5.0 gal	-
<p><b>Directions</b></p> <ul style="list-style-type: none"> <li>Apply as a broadcast spray before, during or after planting, but before crop emergence.</li> </ul>				

Crop	Use Pattern	This Product Rate/Acre	Minimum Total Spray/Acre	Grazing or Preharvest Interval (Days)
<ul style="list-style-type: none"> <li>This product can be tank mixed with the following herbicides for improved burndown or residual control: 2,4-DB; Canopy Dual MAGNUM; Goal; Harmony Extra (Preplant only); Lasso; Lexone; Linex; Lorox Plus; Stealth; Pursuit Herbicide; Scepter Herbicide; Sencor Herbicide; Surflan Herbicide; Turbo Herbicide.</li> <li>The rate of this product to be used in these tank mixtures is dependent on weed height and growing conditions. When weed canopy is dense or under dry conditions, use the highest specified rate of this product.</li> <li>The lower application rate may be used when weeds are less than 4 inches tall and a selective postemergence spray or cultivation will be made within 3 weeks after planting.</li> <li>Seeding should be done with a minimum amount of soil disturbance.</li> </ul> <p><b>Restrictions</b></p> <ul style="list-style-type: none"> <li>Do not make more than 3 applications per year.</li> <li>Do not exceed a total of 4.0 pints of this product per season.</li> <li>Do not graze or harvest for forage or hay before the R3 stage of soybean development (early pod).</li> </ul>				
<b>SOYBEANS</b> 2,4-D ester (Low Volatile) Tank Mix	Preplant or Preemergence	Weeds 1 to 3": 1.3 to 1.7 pts Weeds 3 to 6": 1.7 to 2.0 pts Weeds 6": 2.0 to 2.7 pts	Ground: 5.0 gal Air: 5.0 gal	-
<p><b>Directions</b></p> <ul style="list-style-type: none"> <li>Apply 2,4-D ester (Low Volatile) at 0.35 to 0.475 pounds active ingredient per acre at least 7 days prior to planting.</li> <li>Apply 2,4-D ester (Low Volatile) at 0.475 to 0.95 pounds active ingredient per acre at least 30 days prior to planting.</li> <li>May be tank mixed with residual herbicides listed above.</li> </ul> <p><b>Restrictions</b></p> <ul style="list-style-type: none"> <li>Do not make more than 3 applications per year.</li> <li>Do not apply 2,4-D ester (Low Volatile) prior to planting soybeans if you are not able to accept the results of soybean injury including possible loss of stand and yield.</li> <li>Do not use amine formulation.</li> </ul>				
<b>SOYBEANS</b>	Postemergence Directed Spray (includes Hooded or Shielded)	3.0 to 5.3 fl oz	Ground: 10 gal	-
<p><b>Directions</b></p> <ul style="list-style-type: none"> <li>Apply when weeds are actively growing.</li> <li>Use the lower rate of this product for control of seedling johnsongrass, crabgrass, goosegrass, Brachiaria, Texas millet and pigweed less than 2 inches tall.</li> <li>For control of 2 to 4 inch red rice, Brachiaria, barnyard grass, crabgrass, goosegrass, seedling johnsongrass, giant foxtail, and fall panicum, use 5.3 fl. oz. of this product.</li> <li>Use 5.3 fluid ounces of this product for control of 2 to 3 inch sicklepod, purslane, pigweed, cut leaf ground cherry, and common ragweed.</li> <li>Apply this product at 5.3 fluid ounce per acre plus 0.2 pounds active ingredient per acre of a 2,4-D formulation for control of 2 to 4 inch grasses in mixture with common cocklebur, morning-glory, and red rice.</li> <li>If necessary, make a second and final application 7 to 14 days later.</li> </ul> <p><b>Restrictions</b></p> <ul style="list-style-type: none"> <li>Do not make more than 3 applications per year.</li> <li>Do not graze or harvest for forage or hay.</li> </ul> <p><b>DIRECTIONS FOR HOODED OR SHIELDED SPRAYERS</b></p> <ul style="list-style-type: none"> <li>Apply by directing spray between the rows and using hooded or shielded sprayers to prevent spray contact with crop plants.</li> <li>Use higher specified rate on larger (less than 6 inches) or hard to control weeds. Weeds 6 inches or taller may not be controlled.</li> </ul> <p><b>Precautions</b></p> <ul style="list-style-type: none"> <li>Severe damage and/or complete kill can occur if spray intentionally or accidentally (including drift of fine droplets) contacts the plants.</li> </ul> <p><b>DIRECTIONS FOR USE DIRECTED SPRAY WITHOUT HOODED OR SHIELDED SPRAYERS</b></p> <p><b>Directions</b></p>				



Crop	Use Pattern	This Product Rate/Acre	Minimum Total Spray/Acre	Grazing or Preharvest Interval (Days)
<ul style="list-style-type: none"> <li>Use precision directed spray application equipment adjusted so that no more than the lower 3 inches of the soybean plant is contacted by the application spray.</li> </ul> <p><b>Precautions</b></p> <ul style="list-style-type: none"> <li>Some crop injury will occur. The degree of injury is dependent upon the precision of application and spraying conditions.</li> </ul> <p><b>Restrictions</b></p> <ul style="list-style-type: none"> <li>Do not treat on soybeans that are less than 8 inches tall.</li> <li>Do not exceed 30 psi nozzle pressure or spray, under conditions which may cause excessive drift.</li> </ul>				
SOYBEANS	Harvest Aid	5.4 to 10.7 fl oz	Ground: 20.0 gal Air: 5.0 gal	-
<p><b>Directions</b></p> <ul style="list-style-type: none"> <li>Always use the higher specified rate when treating cocklebur.</li> <li>Indeterminate varieties: Applications should be made when at least 65% of the seed pods have reached a mature brown color or when seed moisture is 30% or less. Determinant varieties: Apply when plants are mature, i.e., beans are fully developed, 1/2 of leaves have dropped, and remaining leaves are yellowing.</li> </ul> <p><b>Precautions</b></p> <ul style="list-style-type: none"> <li>Mature cocklebur, especially drought-stressed plants are tolerant to this product and desiccation will not be complete.</li> <li>Injury will occur on immature soybeans.</li> </ul> <p><b>Restrictions</b></p> <ul style="list-style-type: none"> <li>Do not make more than 3 applications per year.</li> <li>Do not apply within 15 days of harvest.</li> <li>Do not graze or harvest for forage or hay.</li> </ul>				
STRAWBERRIES	Postemergence Directed Spray	1.3 pt	Ground: 20.0 gal	21
<p><b>Directions</b></p> <ul style="list-style-type: none"> <li>Direct spray between the rows, using shields to prevent spray contact with crop plants.</li> </ul> <p><b>Restrictions</b></p> <ul style="list-style-type: none"> <li>Do not make more than 3 applications per year.</li> <li>Do not allow spray to contact strawberry plants as injury or excessive residues may result.</li> <li>Do not apply more than 3 times per season.</li> <li>Do not graze livestock in treated areas.</li> </ul>				
SUGAR BEETS	Preplant or Preemergence	1.3 to 2.7 pts	Ground: 10.0 gal Air: 5.0 gal	-
<p><b>Directions</b></p> <ul style="list-style-type: none"> <li>For heavier weed infestations, use the higher specified label rate.</li> <li>Seeding or transplanting should be done with a minimum amount of soil disturbance.</li> <li>Can be used in fallow bed/stale seedbed for weed control.</li> <li>Seedbeds or plantbeds should be formed as far ahead of treatment as possible to permit maximum weed emergence.</li> </ul> <p><b>Precautions</b></p> <ul style="list-style-type: none"> <li>Crop plants emerged at time of application will be killed.</li> </ul> <p><b>Restrictions</b></p> <ul style="list-style-type: none"> <li>Do not make more than 3 applications per year.</li> </ul>				
SUGARCANE	Postemergence Directed Spray (includes Hooded or Shielded)	-	-	-
<p><b>Directions</b></p> <ul style="list-style-type: none"> <li>Apply as a hooded, shielded or directed spray to avoid contact with cane foliage to prevent leaf burn and yield reduction.</li> <li>If necessary, a second and final application can be made when new weed growth is 2 to 6 inches high.</li> </ul> <p><b>Restrictions</b></p> <ul style="list-style-type: none"> <li>Do not make more than 2 applications per year, except applications made by air in Florida and Texas in which the maximum number of applications allowed is 1 per year.</li> <li>Do not graze treated areas or feed treated forage to livestock.</li> </ul>				
SUGARCANE	-	1.3 pt	Ground: 50.0 gal	-

Crop	Use Pattern	This Product Rate/Acre	Minimum Total Spray/Acre	Grazing or Preharvest Interval (Days)
Florida				
<b>Directions</b> <ul style="list-style-type: none"> <li>Optimum results can be obtained by applying in early spring (March to April) when weeds are small.</li> </ul> <b>Restrictions</b> <ul style="list-style-type: none"> <li>Do not make more than 2 applications per year.</li> <li>Do not apply after June 1 as cane growth may be stunted and yields reduced.</li> </ul>				
SUGARCANE Hawaii	-	1.3 pt	Ground: 20.0 gal	-
<b>Restrictions</b> <ul style="list-style-type: none"> <li>Do not make more than 2 applications per year.</li> <li>Do not apply after cane rows have closed in.</li> </ul>				
SUGARCANE Louisiana	-	0.7 to 2.0 pts	Ground: 20.0 gal	30
<b>Directions</b> <ul style="list-style-type: none"> <li>For tiller control, apply when tillers are less than 18 inches high.</li> <li>For heavier weed infestations or tiller growth use the higher specified rate.</li> </ul> <b>Restrictions</b> <ul style="list-style-type: none"> <li>Do not make more than 2 applications per year.</li> </ul>				
SUGARCANE Florida & Texas	Harvest Aid	0.4 to 0.7 pts	Air: 5.0 gal	-
<b>Directions</b> <ul style="list-style-type: none"> <li>Under cool, cloudy weather conditions use higher specified rate.</li> <li>Apply 3 to 14 days before burning and harvest.</li> </ul> <b>Restrictions</b> <ul style="list-style-type: none"> <li>Do not make more than 1 application per year.</li> </ul>				
SUNFLOWER	Preplant Preemergence Broadcast Banded Over Row	1.7 to 2.7 pts	Ground: 10.0 gals Air: 5.0 gal	-
<b>Directions</b> <ul style="list-style-type: none"> <li>Apply before, during, or after planting but before crop emergence.</li> </ul> <b>Restrictions</b> <ul style="list-style-type: none"> <li>Do not make more than 3 applications per year.</li> </ul>				
SUNFLOWER	Preharvest Desiccation Broadcast	0.8 to 1.3 pts	Ground: 10.0 gals Air: 5.0 gal	-
<b>Directions</b> <ul style="list-style-type: none"> <li>Apply when sunflower seeds reach physiological maturity (when seed moisture is 35% or lower). For many varieties, this is equivalent to the time when the back of the heads are, yellow and the bracts are turning brown.</li> <li>When crop stands or weed infestations are heavy, use the higher label rate.</li> </ul> <b>Restrictions</b> <ul style="list-style-type: none"> <li>Do not make more than 2 applications per year.</li> <li>Do not graze treated areas or feed treated forage to livestock.</li> </ul>				
TARO, DRYLAND (Hawaii Only)	Postemergence Directed Spray	1.3 to 2.1 pts	Ground: 10.0 gal	180
<b>Directions</b> <ul style="list-style-type: none"> <li>Make the first application when weed growth is 1 to 4 inches high.</li> <li>Weeds emerging after the application will not be controlled.</li> <li>A single re-treatment may be made; however, do not harvest dryland taro within 6 months of the last application.</li> </ul> <b>Restrictions</b> <ul style="list-style-type: none"> <li>Do not make more than 2 applications per year.</li> <li>Do not allow spray to contact the taro plants as injury may result.</li> </ul>				
TREE PLANTATION	Preplant	1.3 to 2.7 pts	Ground: 20.0 gal	-

Crop	Use Pattern	This Product Rate/Acre	Minimum Total Spray/Acre	Grazing or Preharvest Interval (Days)
<b>ESTABLISHMENT</b> Deciduous and Conifers	Broadcast			
<p><b>Directions</b></p> <ul style="list-style-type: none"> <li>To allow maxim emergence of weeds prepare ground early.</li> <li>Apply prior to planting. Plant with minimal soil disturbance.</li> <li>For heavier weed infestations, use the higher application rate.</li> <li>For improved burndown or residual control, tank mix this product with other herbicides labeled for this use.</li> </ul> <p><b>Restrictions</b></p> <ul style="list-style-type: none"> <li>Do not make more than 3 applications per year.</li> <li>Do not apply in less than 20.0 gallons per acre as weed control will be reduced.</li> </ul>				
<b>TREES AND VINES</b> Orchards, Vineyards, Windbreak Shade & Ornamental Trees: Acerola, Apples, Apricots, Avocados, Bananas, Beechnut Brazil nut, Butternut, Calamondin, Cashew, Cherries, Chestnut, Chinquapin, Citrus, Citron, Coffee, Figs, Filberts, Grapefruit, Grapes, Hickory nut, Kiwi fruit, Kumquat, Lemon, Lime, Macadamia nuts, Mandarin, Nectarines, Olives, Orange (sour & sweet), Papayas, Peaches, Pears, Pistachios, Plums Prunes, Pummelo, Satsuma mandarin, Walnuts, and Other shade and ornamental trees including arborvitae, ash, elm, fir, oak, pine, etc.	Directed Spray	1.7 to 2.7 pts	Ground: 10.0 gal	Apricots: 28 Cherries: 28 Figs: 13 Kiwi Fruit: 14 Nectarines: 28 Olives: 13 Peaches: 14 Pistachios: 7 Plums: 28
<p><b>Directions</b></p> <ul style="list-style-type: none"> <li>Use the shield or wrap plant when spraying around young trees or vines.</li> <li>For mature woody weeds, perennial weeds, late germinating weeds and green suckers, retreatment or spot treatment may be necessary.</li> </ul> <p><b>Restrictions</b></p> <ul style="list-style-type: none"> <li>Do not make more than 5 applications per year, except for the following:</li> <li>Do not make more than 3 applications per year on Apricots, Cherries, Kiwi Fruit, Nectarines, Peaches, and Plums.</li> <li>Do not make more than 4 applications per year on Olives.</li> <li>Do not make more than 5 applications on Pistachios prior to shell split; after shells split, do not make more than 2 applications per year.</li> <li>Do not allow spray to make contact with green stems (except suckers), fruit or foliage.</li> <li>Do not graze treated areas.</li> <li>Do not feed covered crops grown in treated areas to livestock.</li> <li>Do not apply when figs, nuts or olives to be harvested are on the ground.</li> <li>For apricots - Do not harvest within 28 days after application and do not exceed 3 postemergence directed applications per season.</li> <li><b>For cherries</b> - Do not harvest within 28 days after application and do not exceed 3 postemergence directed applications per season.</li> <li><b>For figs</b> - Do not harvest within 13 days after application and do not exceed 5 postemergence directed applications per season.</li> <li><b>For grapes</b> - Treat When sucker growth is no more than 8 inches long. Late season applications to weeds should be made to</li> </ul>				

Crop	Use Pattern	This Product Rate/Acre	Minimum Total Spray/Acre	Grazing or Preharvest Interval (Days)
<p>avoid contact with desirable foliage.</p> <ul style="list-style-type: none"> <li>• <b>For kiwi fruit</b> - Do not treat more than 3 times per year.</li> <li>• <b>For nectarines</b> - Do not harvest within 28 days after application and do not exceed 3 postemergence directed applications per season.</li> <li>• <b>For olives</b> - Do not harvest within 13 days after application and do not exceed 4 postemergence directed applications per season.</li> <li>• <b>For peaches</b> -Do not harvest within 14 days after application and do not exceed 3 postemergence directed applications per season.</li> <li>• <b>For pistachios</b> - Do not exceed 2 applications after shells split.</li> <li>• <b>For plums</b> - Do not harvest within 28 days after application and do not exceed 3 postemergence directed applications per season.</li> </ul>				
<b>TREES AND VINES</b> Tank Mixes	Directed Spray	1.7 to 2.7 pts	Ground: 10.0 gal	
<p><b>Directions</b></p> <ul style="list-style-type: none"> <li>• This product may be tank mixed with registered residual herbicides listed below for combined emerged and residual weed control.</li> <li>• This product may be tank mixed with the following herbicides: Devrinol® Herbicide; Goal®; Karmex®; Krovar® Herbicide; Princep®; Sinbar®; Solicam® Herbicide; Surflan®</li> </ul> <p><b>Restrictions</b></p> <ul style="list-style-type: none"> <li>• Do not make more than 5 applications per year, except for the following:</li> <li>• Do not make more than 3 applications per year on Apricots, Cherries, Kiwi Fruit, Nectarines, Peaches, and Plums.</li> <li>• Do not make more than 4 applications per year on Olives.</li> <li>• Do not make more than 5 applications on Pistachios prior to shell split; after shells split, do not make more than 2 applications per year.</li> </ul>				
<b>TYFON</b> (New Hampshire only)	Preplant Preemergence	1.7 to 2.7 pts	Ground: 10.0 gal	-
<p><b>Directions</b></p> <ul style="list-style-type: none"> <li>• Seeding should be done with a minimum of soil disturbance.</li> </ul> <p><b>Precautions</b></p> <ul style="list-style-type: none"> <li>• Weeds and grasses emerging after treatment will not be controlled.</li> <li>• Crop plants emerged at time of application will be injured.</li> </ul> <p><b>Restrictions</b></p> <ul style="list-style-type: none"> <li>• Do not make more than 3 applications per year.</li> </ul>				
<b>VEGETABLES</b> (Seeded or Transplanted) Beans (Lima, Snap), Broccoli, Cabbage, Cantaloupe, Carrots Cauliflower, Chayote fruit, Chinese cabbage, Chinese waxgourd. Citron melon, Collards, Cucumber, Eggplant, Gherkin, Gourd, Edible Groundcherry, Lettuce, <i>Momordica</i> spp., Musk melons. Peas, Pepino, Peppers, Pumpkin, Squash, Sweet Corn, Tomatillo, Turnips, Tomatoes, Watermelons	Preplant Preemergence	1.3 to 2.7 pts	Ground: 10.0 gal Air: 5.0 gal	-
<p><b>Directions</b></p> <ul style="list-style-type: none"> <li>• Seedbeds or plantbeds should be formed as far ahead of treatment as possible to permit maximum weed emergence.</li> <li>• Banded or broadcast treatment applications can be made before, during or after planting but prior to the crop emergence.</li> <li>• For heavier weed infestations, use the higher specified rate.</li> <li>• Seeding or transplanting should be done with a minimum amount of soil disturbance.</li> </ul>				

Crop	Use Pattern	This Product Rate/Acre	Minimum Total Spray/Acre	Grazing or Preharvest Interval (Days)
<ul style="list-style-type: none"> <li>This product can be used in fallow bed/stale seedbed for weed control alone or tank mixed with Goal®.</li> </ul> <p><b>Precaution</b></p> <ul style="list-style-type: none"> <li>Crop plants emerged at time of application will be killed.</li> </ul> <p><b>Restrictions</b></p> <ul style="list-style-type: none"> <li>Do not make more than 3 applications per year.</li> <li>Do not harvest tomatoes within 30 days after application.</li> </ul>				
<b>VEGETABLES</b> Eggplant, Peppers, and Tomatoes	Directed Spray	1.3 pt	Ground: 10.0 gal	-
<p><b>Directions</b></p> <ul style="list-style-type: none"> <li>For control or suppression of emerged weeds between rows after crop establishment.</li> <li>Use precision directed spray application equipment adjusted to prevent spray contact with crop plants.</li> <li>Apply when weeds are succulent and weed growth is less than 6 inches.</li> </ul> <p><b>Restrictions</b></p> <ul style="list-style-type: none"> <li>Do not make more than 3 applications per year.</li> <li>Do not exceed 30 psi nozzle pressure.</li> <li>Do not spray under conditions which may cause excessive drift.</li> <li>Do not apply more than 3 applications per season.</li> <li>Do not allow animals to graze in treated areas.</li> <li>Do not harvest tomatoes within 30 days after application.</li> </ul>				
<b>VEGETABLES</b> Tomatoes	After Final Harvest	1.6 to 2.5 pts	Ground: 40.0 to 120 gal	-
<p><b>Directions</b></p> <ul style="list-style-type: none"> <li>Apply in 40.0 to 120 gallons of water per acre (0.62 to 0.93 pound active ingredient per acre).</li> <li>Add NIS containing 75% or more surface active agent at 0.125 v/v (1.0 pint per 100 gallons of spray solution).</li> <li>To ensure maximum herbicide burndown, tomato vines should be thoroughly covered.</li> <li>To aid in the removal of sweet potato whitefly, burn tomato vines with propane burners as soon as possible after the vines have dried down sufficiently.</li> </ul> <p><b>Precautions</b></p> <ul style="list-style-type: none"> <li>This product may be deactivated and less efficacious when dirty or muddy water is used.</li> </ul> <p><b>Restrictions</b></p> <ul style="list-style-type: none"> <li>Do not make more than 2 applications per year.</li> <li>Do not apply more than a total of 3.0 pounds active ingredient (paraquat) per acre per season.</li> <li>To minimize drift, do not use nozzles or nozzle configurations which produce fine spray droplets (mist).</li> </ul>				
<b>VEGETABLES</b> (California, Washington, Oregon Idaho only) Lettuce Melon Sugar Beets Tomatoes	Broadcast	0.4 to 0.7 pts	Ground:10.0 gal Air: 5.0 gal	-
<p><b>Directions</b></p> <ul style="list-style-type: none"> <li>For control of volunteer barley in preformed seedbeds.</li> </ul> <p><b>Restrictions</b></p> <ul style="list-style-type: none"> <li>Do not make more than 2 applications per year.</li> <li>Do not harvest tomatoes within 30 days after application.</li> </ul>				
<b>VEGETABLES</b> Rhubarb	Dormant	1.7 to 2.7 pts	Ground: 10.0 gal	-
<p><b>Directions</b></p> <ul style="list-style-type: none"> <li>Apply during dormant season before buds in crown begin to grow.</li> </ul> <p><b>Restrictions</b></p> <ul style="list-style-type: none"> <li>Do not exceed 2 applications per year.</li> </ul>				

**RESIN SOAKING**

Pines including Loblolly, Shortleaf, Longleaf, Slash, Virginia, Pond, Pitch, and Spruce Pines.

**Tree Selection** -Trees should be selected from stands on sites not subject to stress from periods of extreme drought stress because the desiccating effect of this product is accentuated during drought, causing a reduction in the amount of oleoresin deposited in the xylem. Vigorous, non-stagnated natural or planted stands should be selected. Plan this product treatments in stagnated or commercial timber stands, no sooner than three years after commercial thinning.

**Application Directions:** To bring the treatment into contact with sapwood (or xylem), apply water-diluted this product to an appropriate wound in the tree trunk.

**Bark Streaks or Cuts:** Use a standard or rotary bark hack or a chainsaw shipping tool (used in naval stores work) to remove a single 1-inch wide streak of bark about 1 to 2 feet from ground level. Do not exceed 1/3 of the circumference of the tree. Serious girdling of the trunk and premature death of the tree can result if multiple streaks or cuts are made. Apply a coarse spray (about 1.7 to 5.0 ml) this product solution (1 to 5% cation, wt./wt. basis) to runoff to the exposed xylem, using a low-pressure sprayer. The amount of spray required per cut depends on tree circumference and the length of cut or streak. For example, for a 9-inch diameter tree, using 3.0 ml of 2 or 4% this product solution will cover the 1-inch wide streak and will result in application of 60.0 or 120 mg per streak.

**Time of Treatment:** Less severe pine beetle infestation and longer tree life usually result during cool season treatments under non-drought seasons. However, resin soaking can occur from treatments made any time of the year.

**Interval between Treatment and Tree Harvest:** There should be at least a 6-month interval between application of this product and tree harvest. However, it is preferable the interval is from 12 to 24 months, even though intervals of over 6 months may not be possible under conditions of drought or serious pine beetle attacks possibly making early harvest necessary.

With this treatment, there is a potential for promoting beetle attack or causing premature death of the tree. At high dosage rates, desiccation of the xylem tissue, rather than the desired resin soaking, may occur.

**Note:** This type of treatment may reduce stem growth during between treatment and tree harvest.

Dilution Table for this product (3.0 lbs. cation per gallon)	
Concentration of Cation on Desired (wt./wt. basis)	Add the Following No. Gal. of Water to 2/3 Gallon of this product
0.2%	118.8
0.5%	46.8
1.0%	22.9
2.0%	10.9
3.0%	6.9
4.0%	4.9
5.0%	3.7

Crop	Use Pattern	This Product Rate/Acre	Minimum Total Spray/Acre	Grazing or Preharvest Interval (Days)
CONSERVATION RESERVE, FEDERAL SET-ASIDE, CONSERVATION COMPLIANCE PROGRAMS (For use in compliance with the Federal Conservation Reserve Program or Federal set-aside programs)	Broadcast	1.7 to 2.7 pts	Ground: 10.0 gal Air: 5.0 gal	-
<b>Directions</b> <ul style="list-style-type: none"> <li>This product may be tank mixed with other herbicides registered for this use for improved emerged weed control or extended weed control.</li> </ul> <b>Restrictions</b> <ul style="list-style-type: none"> <li>Do not make more than 3 applications per year.</li> </ul>				
NONCROP USES	Broadcast or Spot	1.7 to 2.7 pts	Ground: 10.0 gal	-

Crop	Use Pattern	This Product Rate/Acre	Minimum Total Spray/Acre	Grazing or Preharvest Interval (Days)
	Treatment			
<p><b>Directions</b></p> <ul style="list-style-type: none"> <li>Repeat applications as necessary but do not make more than 10 applications per year.</li> <li>To be used in noncrop areas including public airports, electric transformer stations, pipeline pumping stations, around commercial buildings, storage yards and other installations, and fence lines.</li> </ul> <p><b>Restrictions</b></p> <ul style="list-style-type: none"> <li>Avoid spray contact with the foliage of ornamentals or desired plants.</li> </ul>				
<p><b>PASTURE RESEEDING</b> For suppression of existing sod and undesirable emerged broadleaf weeds and grasses prior to or at time of planting grasses or forage legumes</p>	Broadcast	0.7 to 1.3 pts	Ground: 10.0 gal Air: 5.0 gal	See specific geographic directions
<p><b>Restrictions</b></p> <ul style="list-style-type: none"> <li>Do not make more than 3 applications per year.</li> </ul> <p><b>Directions West of Cascade and Sierra Nevada Mountains</b></p> <ul style="list-style-type: none"> <li>Apply in October through December after first fall rains and after weeds have emerged and sod has started new growth.</li> <li>Apply on moderately to heavily grazed areas for best seeding results.</li> </ul> <p><b>Restrictions West of Cascade and Sierra Nevada Mountains</b></p> <ul style="list-style-type: none"> <li>Do not use in heavy sod and weed growth areas.</li> </ul> <p><b>Directions East of Rocky Mountains</b></p> <ul style="list-style-type: none"> <li>Use the 1.3 pints rate on vigorous or coarse sod species such as brome grass.</li> <li>Apply prior to, or at time of seeding grasses or forage legumes.</li> <li>Apply only to grazed or mowed pastures not more than 3 inches in height at time of treatment.</li> </ul> <p><b>Directions Bermudagrass or Bahiagrass Sods</b></p> <ul style="list-style-type: none"> <li>Apply in late summer or early fall to sod not exceeding 3 inches in height.</li> <li>For control of emerged little barley, apply in February or March before the mid-boot stage of little barley.</li> </ul> <p><b>Directions Bermudagrass and Coastal Bermudagrass Pastures</b></p> <ul style="list-style-type: none"> <li>Apply when bermudagrass is dormant.</li> <li>For control of little barley, apply before the mid-boot stage.</li> </ul> <p><b>Restrictions Bermudagrass and Coastal Bermudagrass Pastures</b></p> <ul style="list-style-type: none"> <li>Do not mow for hay until 40 days after treatment.</li> </ul>				
For control of endophyte-fungus-infected fescue forage legume/grass mixture and other grass pastures.	Broadcast (Split Application)	0.7 to 1.3 pts followed by 0.7 to 1.3 pts	Ground: 10.0 gal	-
<p><b>Directions</b></p> <ul style="list-style-type: none"> <li>Use split applications of 10 to 21 days apart if necessary.</li> <li>For spring plantings, the initial application of 0.7 to 1.3 pints may be made the previous fall.</li> <li>Apply when fescue is actively growing and no more than 4 inches high.</li> </ul> <p><b>Restrictions</b></p> <ul style="list-style-type: none"> <li>Do not make more than 2 applications per year.</li> <li>Do not exceed 2.6 pints per acre total in preparation for reseeding.</li> <li>To reduce the infestation of endophyte-infested grass, do not allow fescue to go to seed starting with the preceding year's crop.</li> </ul>				
<p>*For prickly pear desiccation in pastures. *Not for use in California.</p>	Spot Sprays	0.8 fl oz per gallon of water	Spray to wet weed foliage.	-
<p><b>Directions</b></p> <ul style="list-style-type: none"> <li>Hand-held equipment such as knapsacks backpack sprayers, pump-up pressure sprayers, hand guns, and hand wands can be used to direct the spray onto weed foliage so that the spray thoroughly wets foliage.</li> <li>Mix 0.8 fluid ounce of this product and 0.33 fluid ounce of a nonionic surfactant per gallon of water.</li> </ul>				

Crop	Use Pattern	This Product Rate/Acre	Minimum Total Spray/Acre	Grazing or Preharvest Interval (Days)
<ul style="list-style-type: none"> <li>Completely and uniformly cover all green prickly pear foliage with spray.</li> <li>Apply in May through September for best desiccation results.</li> <li>Apply only to pastures with no more than 3 inches of height at time of treatment.</li> <li>Tank mix with Grazon® P+D Specialty® herbicide at a rate of 1.0 to 2.0 fluid ounce per gallon of water for improved desiccation and perennial control of prickly pear.</li> </ul> <p><b>Restrictions</b></p> <ul style="list-style-type: none"> <li>Do not make more than 10 applications per year.</li> <li>Do not use more than 1.6 pints of this product per acre per year.</li> </ul>				
*For Juniper Species leaf moisture reduction or desiccation prior to prescribed burning of pastures. *Not for use in California.	Broadcast	1.3 pts	Air: 5.0 gal	-
<p><b>Directions</b></p> <ul style="list-style-type: none"> <li>Use only in conjunction with prescribed burning as recommended and monitored by local SCS or University and Extension Range Specialists.</li> <li>Apply during hot, dry weather conditions (generally July and August).</li> <li>Use 2% v/v nonionic surfactant in a minimum of 5.0 gallons spray solution.</li> <li>Monitor juniper leaf moisture content. Maximum leaf moisture reduction generally occurs 3 to 4 weeks after this product application.</li> </ul> <p><b>Precautions</b></p> <ul style="list-style-type: none"> <li>Significant soil moisture and/or, wet weather conditions prior to or after application will decrease the potential for juniper crown burns.</li> <li>Reduction in leaf moisture can be adversely affected by cool or humid weather conditions.</li> </ul> <p><b>Restrictions</b></p> <ul style="list-style-type: none"> <li>Do not make more than 10 applications per year.</li> <li>Do not graze livestock after application or prior to burning.</li> </ul>				
*Native Pastures *Not for use in California	Broadcast	1.0 to 1.25 pts	Ground: 10.0 gal Air: 5.0 gal	-
<p><b>Directions</b></p> <ul style="list-style-type: none"> <li>Apply this product for control of downy and Japanese brome.</li> <li>Apply in spring after 90% node formation of brome species, but before full bloom.</li> <li>Apply only to pastures with no more than 3 inches of height at time of treatment.</li> </ul> <p><b>Precautions</b></p> <ul style="list-style-type: none"> <li>Emerged native perennial grasses will be burned by application, but application after 90% node formation will allow adequate time for native grasses to recover and attain maximum growth in the use season.</li> </ul> <p><b>Restrictions</b></p> <ul style="list-style-type: none"> <li>Do not make more than 2 applications per year.</li> <li>Do not apply more than 1.25 pints this product per year.</li> </ul>				

Conversion Table This Product to Be Applied			
Fluid Ounces	Pints	Pounds Active Ingredient	Acres Per Gallon
2.5	0.16	0.06	51.3
4.8	0.30	0.11	26.7
5.28	0.33	0.12	24.2
5.52	0.35	0.13	23.2
10.00	0.63	0.23	12.8
11.00	0.69	0.26	11.6
11.20	0.70	0.26	11.4
12.00	0.75	0.28	10.7
16.00	1.00	0.38	8.0



**Conversion Table  
This Product to Be Applied**

Fluid Ounces	Pints	Pounds Active Ingredient	Acres Per Gallon
20.00	1.25	0.47	6.4
20.80	1.30	0.49	6.2
24.00	1.50	0.56	5.3
28.00	1.75	0.66	4.6
32.00	2.00	0.75	4.0
40.00	2.50	0.94	3.2
43.20	2.70	1.00	3.0

## STORAGE AND DISPOSAL

**PROHIBITIONS:** Do not contaminate water, food or feed by storage or disposal. Open dumping is prohibited.

**PESTICIDE STORAGE:** Store in original container and place in a locked storage area. Do not mix or store in containers, spray tanks, nurse tanks, or such systems made of aluminum or having aluminum fittings. Store at temperatures above 32°F.

**PESTICIDE DISPOSAL:** Pesticide wastes are acutely hazardous. Improper disposal of excess pesticide, spray mixture, or rinsate is a violation of Federal law. If these wastes cannot be disposed of by use according to label instructions, contact your State Pesticide or Environmental Control Agency, or the Hazardous Waste representative of the nearest EPA Regional Office for guidance.

**CONTAINER HANDLING: Nonrefillable container.** Do not reuse this container to hold materials other than pesticides or dilute pesticides (rinsate). After emptying and cleaning, it may be allowable to temporarily hold rinsate or other pesticide-related materials in the container. Contact your state regulatory agency to determine allowable practices in your state. Once cleaned, some agricultural plastic pesticide containers can be taken to a container collection site or picked up for recycling. To find the nearest site, contact your chemical dealer or manufacturer, or contact The Agricultural Container Recycling Council (ACRC) at [www.acrecycle.org](http://www.acrecycle.org). If not recycled, then puncture and dispose of in a sanitary landfill, or incineration, or if allowed by state and local authorities, by burning. If burned, stay out of smoke. Triple rinse or pressure rinse container (or equivalent) promptly after emptying.

**For packages up to 5 gallons: Triple rinse as follows:** Empty the remaining contents into application equipment or a mix tank and drain for 10 seconds after the flow begins to drip. Fill the container 1/4 full with water and recap. Shake for 10 seconds. Pour rinsate into application equipment or a mix tank or store rinsate for later use or disposal. Drain for 10 seconds after the flow begins to drip. Repeat this procedure two more times. **Pressure rinse as follows:** Empty the remaining contents into application equipment or a mix tank and continue to drain for 10 seconds after the flow begins to drip. Hold container upside down over application equipment or mix tank or collect rinsate for later use or disposal. Insert pressure rinsing nozzle in the side of the container, and rinse at about 40 PSI for at least 30 seconds. Drain for 10 seconds after the flow begins to drip.

**For packages greater than 5 gallons and less than 56 gallons: Triple rinse as follows:** Empty the remaining contents into application equipment or a mix tank. Fill the container 1/4 full with water. Replace and tighten closures. Tip container on its side and roll it back and forth, ensuring at least one complete revolution, for 30 seconds. Stand the container on its end and tip it back and forth several times. Turn the container over onto its other end and tip it back and forth several times. Empty the rinsate into application equipment or a mix tank or store rinsate for later use or disposal. Repeat this procedure two more times. **Pressure rinse as follows:** Empty the remaining contents into application equipment or a mix tank and continue to drain for 10 seconds after the flow begins to drip. Hold container upside down over application equipment or mix tank or collect rinsate for later use or disposal. Insert pressure rinsing nozzle in the side of the container, and rinse at about 40 PSI for at least 30 seconds. Drain for 10 seconds after the flow begins to drip.

**For packages greater than 56 gallons:** To clean the container before final disposal, empty the remaining contents from this container into application equipment or mix tank. Fill the container about 10 percent full with water. Agitate vigorously or recirculate water with the pump for 2 minutes. Pour or pump rinsate into application equipment or rinsate collection system. Repeat this rinsing procedure two more times.

**For refillable containers:** Refill this container with pesticide only. Do not reuse this container for any other purpose. Cleaning the container before final disposal is the responsibility of the person disposing of the container.

Cleaning before refilling is the responsibility of the refiller. To clean the container before final disposal, empty the remaining contents from this container into application equipment or mix tank. Fill the container about 10 percent full with water. Agitate vigorously or recirculate water with the pump for 2 minutes. Pour or pump rinsate into application equipment or rinsate collection system. Repeat this rinsing procedure two more times.

**For help with any spill, leak, fire or exposure involving this material, call day or night CHEMTREC – 1-800-424-9300.**

## CONDITIONS OF SALE AND LIMITATION OF WARRANTY AND LIABILITY

BEFORE BUYING OR USING THIS PRODUCT, read the entire Directions for Use and the following Conditions of Sale and Limitation of Warranty and Liability. By buying or using this product, the buyer or user accepts the following Conditions of Sale and Limitation of Warranty and Liability, which no employee or agent of LOVELAND PRODUCTS, INC. or the seller is authorized to vary in any way.

Follow the Directions for Use of this product carefully. It is impossible to eliminate all risks inherently associated with the use of this product. Crop or other plant injury, ineffectiveness, or other unintended consequences may result from such risks as weather or crop conditions, mixture with other chemicals not specifically identified in this product's label, or use of this product contrary to the label instructions, all of which are beyond the control of LOVELAND PRODUCTS, INC. and the seller. The buyer or user of this product assumes all such inherent risks.

Subject to the foregoing inherent risks, LOVELAND PRODUCTS, INC. warrants that this product conforms to the chemical description on the label and is reasonably fit for the purposes stated in the Directions for Use when the product is used in strict accordance with such Directions for Use under normal conditions of use. EXCEPT AS WARRANTED IN THIS LABEL AND TO THE EXTENT CONSISTENT WITH APPLICABLE LAW, THIS PRODUCT IS SOLD "AS IS," AND LOVELAND PRODUCTS, INC. MAKES NO OTHER WARRANTY, EXPRESS OR IMPLIED, INCLUDING BUT NOT LIMITED TO MERCHANTABILITY, FITNESS FOR A PARTICULAR PURPOSE, OR ELIGIBILITY OF THIS PRODUCT FOR ANY PARTICULAR TRADE USAGE.

IN THE UNLIKELY EVENT THAT BUYER OR USER BELIEVES THAT LOVELAND PRODUCTS, INC. HAS BREACHED A WARRANTY CONTAINED IN THIS LABEL AND TO THE EXTENT REQUIRED BY APPLICABLE LAW, BUYER OR USER MUST SEND WRITTEN NOTICE OF ITS CLAIM TO THE FOLLOWING ADDRESS: LOVELAND PRODUCTS, INC., ATTENTION: LAW DEPARTMENT, P.O. BOX 1286, GREELEY, CO 80632-1286.

TO THE EXTENT CONSISTENT WITH APPLICABLE LAW, THE BUYER'S OR USER'S EXCLUSIVE REMEDY FOR ANY INJURY, LOSS, OR DAMAGE RESULTING FROM THE HANDLING OR USE OF THIS PRODUCT, INCLUDING BUT NOT LIMITED TO CLAIMS OF BREACH OF WARRANTY OR CONTRACT, NEGLIGENCE, STRICT LIABILITY, OR OTHER TORTS, SHALL BE LIMITED TO ONE OF THE FOLLOWING, AT THE ELECTION OF LOVELAND PRODUCTS, INC. OR THE SELLER: DIRECT DAMAGES NOT EXCEEDING THE PURCHASE PRICE OF THE PRODUCT OR REPLACEMENT OF THE PRODUCT. TO THE EXTENT CONSISTENT WITH APPLICABLE LAW, LOVELAND PRODUCTS, INC. AND THE SELLER SHALL NOT BE LIABLE TO THE BUYER OR USER OF THIS PRODUCT FOR ANY CONSEQUENTIAL, SPECIAL, OR INDIRECT DAMAGES, OR DAMAGES IN THE NATURE OF A PENALTY.

Stealth® is a registered trademark of Loveland Products, Inc.

HARVADE® is a trademark of Chemtura Corporation.

AAtrex®, Bicep MAGNUM®, Bicep Lite II MAGNUM®, Caparol®, Cyclone®, Dual MAGNUM®, Karate®, Princep®, Reglone®, Solicam® and Zorial® and the Syngenta logo are trademarks of a Syngenta Group Company.

Guardsman®, Marksman®, and Pursuit® are trademarks of BASF AG.

Cotoran® is a trademark of Makhteshim-Agan of North America, Inc.

Butyrac® and Command® are trademarks of FMC Corporation.

Sinbar®, Linex® and Lorox® are trademarks of Tessenderlo Kerley, Inc.

Velpar®, Karmex®, Canopy®, Harmony® Extra and Krovar® are trademarks of DuPont Crop Protection.

Dropp®, Hoelon®, Prep™ and Sencor® are trademarks of Bayer CropScience.

Diuron® and Simazine® are trademarks of Drexel Chemical Company.

Banvel®, Basagran® and Ethephon™ are trademarks of Arysta LifeScience LLC.

Folex® and Ambush® are trademarks of AMVAC Chemical Corporation.

Accelerate®, Surpass®, TopNotch®, Goal® and Grazon® P-D Specialty are trademarks of Dow AgroSciences.

Surflan® and Devrinol® are trademarks of United Phosphorus Inc. Harness®, Lariat® and Lasso® are trademarks of Monsanto Agricultural Company.

**{LANGUAGE ON LABEL AFFIXED TO CONTAINER}**

**Restricted Use Pesticide**

Due to acute toxicity. For retail sale to and use only by certified applicators - **NOT** to be used by uncertified persons working under the supervision of a certified applicator.

PARAQUAT DICHLORIDE    GROUP    **22**    HERBICIDE



**LPI 6620 Paraquat 3 SL**

Defoliant and desiccant herbicide for the control of weeds and grasses and as a harvest aid.

- |                                                                                                                                                                                                                                                                                                                                                                                                                                                                                                                                                                                           |                                                                                                                                                                                                                                                                                                                                                                                                                                                                                                                                                                                                                                                                         |
|-------------------------------------------------------------------------------------------------------------------------------------------------------------------------------------------------------------------------------------------------------------------------------------------------------------------------------------------------------------------------------------------------------------------------------------------------------------------------------------------------------------------------------------------------------------------------------------------|-------------------------------------------------------------------------------------------------------------------------------------------------------------------------------------------------------------------------------------------------------------------------------------------------------------------------------------------------------------------------------------------------------------------------------------------------------------------------------------------------------------------------------------------------------------------------------------------------------------------------------------------------------------------------|
| <ul style="list-style-type: none"> <li>FATAL IF INHALED. MAY BE FATAL IF SWALLOWED. CORROSIVE, CAUSES IRREVERSIBLE EYE DAMAGE. HARMFUL IF ABSORBED THROUGH SKIN. PROLONGED OR FREQUENTLY REPEATED SKIN CONTACT MAY CAUSE ALLERGIC REACTIONS IN SOME INDIVIDUALS.</li> <li>NEVER TRANSFER THIS PRODUCT INTO FOOD OR BEVERAGE CONTAINERS OR CONTAINERS NOT EXPLICITLY INTENDED FOR PESTICIDES.</li> <li>READ ENTIRE LABEL PRIOR TO USING THIS PRODUCT.</li> <li>IN THE CASE OF AN ACCIDENT, SEEK IMMEDIATE MEDICAL ATTENTION. SYMPTOMS ARE PROLONGED, PAINFUL, AND CAN BE FATAL.</li> </ul> | <ul style="list-style-type: none"> <li>LETAL SI SE INHALA. PODRÍA SER LETAL SI SE INGIERE. CORROSIVO, CAUSA DAÑO OCULAR IRREVERSIBLE. NOCIVO SI SE ABSORBE A TRAVÉS DE LA PIEL. CONTACTO PROLONGADO O REPETITIVO FRECUENTEMENTE CON LA PIEL PUEDE CAUSAR REACCIONES ALÉRGICAS EN ALGUNOS INDIVIDUOS.</li> <li>NUNCA TRANSFEIERA ESTE PRODUCTO EN ENVASES DE ALIMENTOS O BEBIDAS O EN RECIPIENTES QUE NO SEAN ESPECIFICAMENTE PREVISTOS PARA PESTICIDAS.</li> <li>LEA TODA LA ETIQUETA ANTES DE UTILIZAR ESTE PRODUCTO.</li> <li>EN CASO DE ACCIDENTE, BUSQUE ATENCIÓN MÉDICA INMEDIATAMENTE. LOS SÍNTOMAS SON PROLONGADOS, DOLOROSOS, Y PUEDEN SER MORTALES.</li> </ul> |
|-------------------------------------------------------------------------------------------------------------------------------------------------------------------------------------------------------------------------------------------------------------------------------------------------------------------------------------------------------------------------------------------------------------------------------------------------------------------------------------------------------------------------------------------------------------------------------------------|-------------------------------------------------------------------------------------------------------------------------------------------------------------------------------------------------------------------------------------------------------------------------------------------------------------------------------------------------------------------------------------------------------------------------------------------------------------------------------------------------------------------------------------------------------------------------------------------------------------------------------------------------------------------------|

**ACTIVE INGREDIENT**

Paraquat dichloride:  
(1,1'-dimethyl-4,4'-bipyridinium dichloride): ..... 43.2%

**OTHER INGREDIENT:**..... 56.8%

**TOTAL** ..... 100.0%

Contains 3.0 pounds paraquat cation per gallon as 4.14 pounds of dichloride salt per gallon.

Contains emetic and stench (odor).

**KEEP OUT OF REACH OF CHILDREN/  
MANTENER FUERA DEL ALCANCE DE LOS NIÑOS**

**FIRST AID**

Contains Paraquat, a Bipyridinium Herbicide. Have the product container or label with you when calling a poison control center or doctor, or going for treatment.

- |                                       |                                                                                                                                                                                                                                                                                                                                                                                                                                                                                                                             |
|---------------------------------------|-----------------------------------------------------------------------------------------------------------------------------------------------------------------------------------------------------------------------------------------------------------------------------------------------------------------------------------------------------------------------------------------------------------------------------------------------------------------------------------------------------------------------------|
| <p><b>If Swallowed:</b></p>           | <ul style="list-style-type: none"> <li>Call a poison control center or doctor <b>IMMEDIATELY for treatment advice.</b></li> <li><b>SPEED IS ESSENTIAL.</b> Immediate medical attention is required. If available, give an absorbent such as activated charcoal, bentonite or Fuller's Earth.</li> <li>Have person sip a glass of water if able to swallow.</li> <li>Do not induce vomiting unless told to by a poison control center or doctor.</li> <li>Do not give anything by mouth to an unconscious person.</li> </ul> |
| <p><b>If Inhaled:</b></p>             | <ul style="list-style-type: none"> <li>Move person to fresh air.</li> <li>The odor of this product is from the stenching agent, which has been added, not from the paraquat.</li> <li>If person is not breathing, call 911 or an ambulance.</li> <li>Call a poison control center or doctor for treatment advice.</li> </ul>                                                                                                                                                                                                |
| <p><b>If in Eyes:</b></p>             | <ul style="list-style-type: none"> <li>Hold eye open and rinse slowly and gently with water for 15 to 20 minutes. Remove contact lenses, if present, after the first 5 minutes, then continue rinsing eye.</li> <li>Call a poison control center or doctor for treatment advice.</li> </ul>                                                                                                                                                                                                                                 |
| <p><b>If on Skin or Clothing:</b></p> | <ul style="list-style-type: none"> <li>Take off contaminated clothing.</li> <li>Rinse skin immediately with plenty of water for 15 to 20 minutes.</li> <li>Call a poison control center or doctor for treatment advice.</li> </ul>                                                                                                                                                                                                                                                                                          |

**NOTE TO PHYSICIAN:** Administer either activated charcoal (100 g for adults or 2.0 g/kg body weight in children) or Fuller's Earth (15% solution; 1.0 liter for adults or 15.0 ml/kg body weight in children). NOTE: The use of gastric lavage without administration of an absorbent has not shown any clinical benefit. Do not use supplemental oxygen. Eye splashes from concentrated material should be treated by an eye specialist after initial treatment. With the possibility of late onset corneal ulceration, it is advised that patients with paraquat eye injuries are reviewed by an eye specialist the day after first presentation. Use treatment that is appropriate for chemical burns. Intact skin is an effective barrier to paraquat; however, contact with irritated or cut skin or repeated contact with intact skin may result in poisoning.

Have the product container or label with you when calling a poison control center or doctor or going for treatment.

**FOR A MEDICAL EMERGENCY INVOLVING THIS PRODUCT CALL: 1-866-944-8565.**  
For 24-hour medical emergency assistance (human or animal) call **(800) 222-1222.**

*[Label printing code EPA Master Label EXP 08/17]*

**FORMULATED FOR:**

LOVLAND PRODUCTS, INC.  
P.O. BOX 1286, GREELEY, COLORADO 80632-1286

**DANGER/PELIGRO**



**POISON/VENENO**

Si usted no entiende la etiqueta, busque a alguien para que se la explique a usted en detalle.

(If you do not understand the label, find someone to explain it to you in detail.)

For Additional Precautionary Statements, Directions for Use, Storage and Disposal and Other Use Information, See Inside This Label Booklet.

EPA Reg. No.: 34704-1117




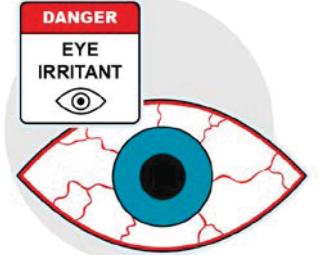

EPA Est. No.:

Net Contents: 1.0 gallon, 2.5 gallon, 30.0 gallon and 265 gallon

{LANGUAGE AFFIXED TO CAP}




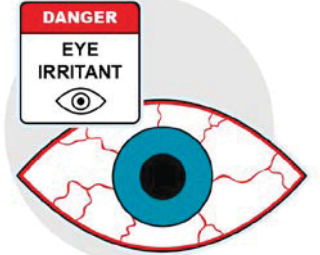



{PRODUCT PACKAGE SAFETY LANGUAGE AFFIXED TO CONTAINER}


	<p><b>NEVER TRANSFER THIS PRODUCT INTO FOOD OR BEVERAGE CONTAINERS OR CONTAINERS NOT EXPLICITLY INTENDED FOR PESTICIDES</b></p>	<p><b>NUNCA TRANSFEIERA ESTE PRODUCTO EN ENVASES DE ALIMENTOS O BEBIDAS O EN RECIPIENTES QUE NO SEAN ESPECIFICAMENTE PREVISTOS PARA PESTICIDAS.</b></p>
	<p><b>ONE SIP CAN KILL</b></p>	<p><b>UN SORBO PUEDE MATAR</b></p>
	<p><b>CONTACT WITH SKIN MAY RESULT IN POISONING</b></p>	<p><b>EL CONTACTO CON LA PIEL PUEDE RESULTAR EN ENVENENAMIENTO</b></p>
	<p><b>EXPOSURE TO EYES MAY CAUSE SUBSTANTIAL EYE INJURY</b></p>	<p><b>LA EXPOSICIÓN A LOS OJOS PUEDE CAUSAR LESIONES GRAVES A LOS OJOS</b></p>
	<p><b>PARAQUAT SHOULD ALWAYS BE STORED TIGHTLY CLOSED IN ORIGINAL CONTAINER, AND IN A LOCKED PLACE AWAY FROM CHILDREN AND ANIMALS</b></p>	<p><b>PARAQUAT DEBE ALMACENARSE SIEMPRE CERRADO EN CONTENEDOR ORIGINAL, Y EN UN LUGAR CERRADO, ALEJADO DE NIÑOS Y ANIMALES</b></p>

	<p><b>READ ENTIRE LABEL PRIOR TO OPENING THIS PRODUCT</b></p>	<p><b>LEER LA ETIQUETA ENTERA ANTES DE ABRIR ESTE PRODUCTO</b></p>
-----------------------------------------------------------------------------------	-------------------------------------------------------------------	------------------------------------------------------------------------

**{PARAQUAT DICHLORIDE SAFETY COUNTER CARD LANGUAGE}**

	<p><b>NEVER TRANSFER THIS PRODUCT INTO FOOD OR BEVERAGE CONTAINERS OR CONTAINERS NOT EXPLICITLY INTENDED FOR PESTICIDES</b></p>	<p><b>NUNCA TRANSFEIERA ESTE PRODUCTO EN ENVASES DE ALIMENTOS O BEBIDAS O EN RECIPIENTES QUE NO SEAN ESPECIFICAMENTE PREVISTOS PARA PESTICIDAS.</b></p>
	<p><b>ONE SIP CAN KILL</b></p>	<p><b>UN SORBO PUEDE MATAR</b></p>
	<p><b>CONTACT WITH SKIN MAY RESULT IN POISONING</b></p>	<p><b>EL CONTACTO CON LA PIEL PUEDE RESULTAR EN ENVENENAMIENTO</b></p>
	<p><b>EXPOSURE TO EYES MAY CAUSE SUBSTANTIAL EYE INJURY</b></p>	<p><b>LA EXPOSICIÓN A LOS OJOS PUEDE CAUSAR LESIONES GRAVES A LOS OJOS</b></p>
	<p><b>PARAQUAT SHOULD ALWAYS BE STORED TIGHTLY CLOSED IN ORIGINAL CONTAINER, AND IN A LOCKED PLACE AWAY FROM CHILDREN AND ANIMALS</b></p>	<p><b>PARAQUAT DEBE ALMACENARSE SIEMPRE CERRADO EN CONTENEDOR ORIGINAL, Y EN UN LUGAR CERRADO, ALEJADO DE NIÑOS Y ANIMALES</b></p>



	<p><b>READ ENTIRE LABEL PRIOR TO OPENING THIS PRODUCT</b></p>	<p><b>LEER LA ETIQUETA ENTERA ANTES DE ABRIR ESTE PRODUCTO</b></p>
	<p><b>DISREGARDING LABEL DIRECTIONS IS A VIOLATION OF FEDERAL LAW AND IS PUNISHABLE BY SUCH</b></p>	<p><b>IGNORAR LAS INSTRUCCIONES DE LA ETIQUETA ES UNA VIOLACIÓN DE LA LEY FEDERAL Y ES CASTIGABLE POR LA MISMA</b></p>