

34704-1076

4/15/2013

1/21



U.S. ENVIRONMENTAL PROTECTION AGENCY
Office of Pesticide Programs
Registration Division (7504P)
Ariel Rios Building
1200 Pennsylvania Ave., NW
Washington, D.C. 20460

EPA Reg. Number:
34704-1076

Date of Issuance:
APR 15 2013

NOTICE OF PESTICIDE:
 Registration
 Reregistration
(under FIFRA, as amended)

Term of Issuance: Unconditional

Name of Pesticide Product:
Loveland Captan 38.75% FL

Name and Address of Registrant (include ZIP Code):

Robert Avalos
Loveland Products, Inc.
P.O. Box 1286
Greeley, CO
80632-1286


Note: Changes in labeling differing in substance from that accepted in connection with this registration must be submitted to and accepted by the Registration Division prior to use of the label in commerce. In any correspondence on this product always refer to the above EPA registration number.

On the basis of information furnished by the registrant, the above named pesticide is hereby registered under the Federal Insecticide, Fungicide and Rodenticide Act. Registration is in no way to be construed as an endorsement or recommendation of this product by the Agency. In order to protect health and the environment, the Administrator, on his motion, may at any time suspend or cancel the registration of a pesticide in accordance with the Act. The acceptance of any name in connection with the registration of a product under this Act is not to be construed as giving the registrant a right to exclusive use of the name or to its use if it has been covered by others.

This product is unconditionally registered in accordance with FIFRA sec. 3(c)(5), provided that you:

1. Submit and/or cite all data required for registration of your product under FIFRA Section 3(c)(5) when the Agency requires all registrants of similar products to submit such data; and submit acceptable responses required for re-registration of your product under FIFRA Section 4.
2. You must submit two copies of a final printed label within 30 days from the date of this notice (along with a copy of this notice) which makes the following changes:
 - A. Revise the EPA registration number to be: 34704-1076.

(continued)

Signature of Approving Official:

Tony Kish
Product Manager, Team 22
Fungicide Branch
Registration Division (7504P)

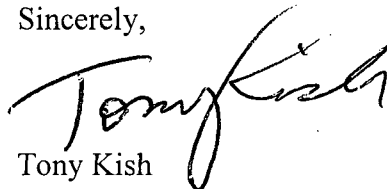
Date:
APR 15 2013

page 2
EPA Reg. No. 34704-1076

If these conditions are not complied with, the registration will be subject to cancellation in accordance with FIFRA Section 6(e). Your release for shipment of the product constitutes acceptance of these conditions.

A copy of the label stamped "Accepted" is enclosed for your records.

Sincerely,



Tony Kish
Product Manager 22
Fungicides Branch
Registration Division (7504P)

3/21

LOVELAND CAPTAN 38.75% FL
FLOWABLE FUNGICIDE

ACTIVE INGREDIENT:

*Captan	38.75%
OTHER INGREDIENTS:	61.25%
TOTAL:	100.00%

*N-Trichloromethylthio-4-cyclohexene-1,2-dicarboximide

Contains 3.9 lbs. of captan per gallon.

KEEP OUT OF REACH OF CHILDREN

DANGER - PELIGRO

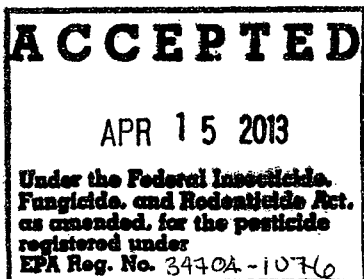
Si usted no entiende la etiqueta, busque a alguien para que se la explique a usted en detalle. (If you do not understand this label, find someone to explain it to you in detail.)

FIRST AID	
IF IN EYES:	Hold eye open and rinse slowly and gently with water for 15-20 minutes. Remove contact lenses, if present, after the first 5 minutes, then continue rinsing eye. Call a poison control center or doctor for treatment advice.
IF SWALLOWED:	Call a poison control center or doctor immediately for treatment advice. Have person sip a glass of water if able to swallow. Do not induce vomiting unless told to do so by a poison control center or doctor. Do not give anything by mouth to an unconscious person.
IF INHALED:	Move person to fresh air. If person is not breathing, call 911 or an ambulance, then give artificial respiration, preferably mouth-to-mouth if possible. Call a poison control center or doctor for treatment advice.
IF ON SKIN OR CLOTHING:	Take off contaminated clothing. Rinse skin immediately with plenty of water for 15-20 minutes. Call a poison control center or doctor for treatment advice.
FOR A MEDICAL EMERGENCY INVOLVING THIS PRODUCT CALL: 1-866-944-8565.	
Have the product container or label with you when calling a poison control center or doctor, or going for treatment.	
NOTE TO PHYSICIAN: Probable mucosal damage may contraindicate the use of gastric lavage. Corrosive to the eye. If splashed in eyes refer promptly to an ophthalmologist for evaluation, medical treatment, and follow-up care.	

EPA Reg. No. 34704-~~XXX~~1076

EPA Est. No. 34704-MT-001

NET CONTENTS ___ GALS. (___ L)



PRECAUTIONARY STATEMENTS

HAZARDS TO HUMANS AND DOMESTIC ANIMALS

DANGER PELIGRO

Corrosive, Causes irreversible eye damage. Harmful if swallowed or absorbed through the skin or inhaled. Do not get in eyes or on clothing. Avoid breathing spray mist.

PERSONAL PROTECTIVE EQUIPMENT (PPE)

Some materials that are chemical-resistant to this product are listed below. If you want more options, follow the instructions for category A on an EPA chemical-resistance category selection chart.

All mixers, loaders, applicators, flaggers, and other handlers (including handlers participating in transplanting as part of root dip treatments or greenhouse-soil treatments) must wear:

- Long sleeved shirt and long pants,
- Shoes plus socks,
- Goggles or face shield,
- Chemical-resistant gloves made of any waterproof material such as polyethylene or polyvinyl chloride (except for pilots, flaggers, and applicators driving motorized ground equipment),
- Chemical resistant apron when mixing/loading, participating in dip treatments, cleaning up spills, cleaning equipment, or otherwise exposed to the concentrate.

Discard clothing and other absorbent materials that have been drenched or heavily contaminated with this product's concentrate. Do not reuse them. Follow manufacturer's instructions for cleaning and maintaining PPE. If no such instructions for washables exist, use detergent and hot water. Keep and wash PPE separately from other laundry.

Engineering Control:

When handlers use closed systems, enclosed cabs, or aircraft in a manner that meets the requirements listed in the Worker Protection Standard (WPS) for agricultural pesticides [40 CFR 170.240 (d)(4-6)], the handler PPE requirements may be reduced or modified as specified in the WPS.

USER SAFETY RECOMMENDATIONS

Users should:

1. Wash hands before eating, drinking, chewing gum, using tobacco or using the toilet.
2. Remove clothing/PPE immediately if pesticide gets inside. Then wash thoroughly and put on clean clothing.
3. Remove PPE immediately after handling this product. Wash the outside of gloves before removing. As soon as possible, wash thoroughly and change into clean clothing.

ENVIRONMENTAL HAZARDS

This pesticide is toxic to fish. Do not apply directly to water, to areas where surface water is present or to intertidal areas below the mean high water mark. Drift and runoff from treated areas may be hazardous to aquatic organisms in neighboring areas. Do not contaminate water when cleaning equipment or disposing of equipment washwaters or rinsate.

DIRECTIONS FOR USE

It is a violation of Federal law to use this product in a manner inconsistent with its labeling.

Do not apply this product in a way that will contact workers or other persons, either directly or through drift. Only protected handlers may be in the area during application. For any requirements specific to your State or Tribe, consult the agency responsible for pesticide regulation.

AGRICULTURAL USE REQUIREMENTS

Use this product only in accordance with its labeling and with the Worker Protection Standard, 40 CFR part 170. This standard contains requirements for the protection of agricultural workers on farms, forests, nurseries, and greenhouses, and handlers of agricultural pesticides. It contains requirements for training, decontamination, notification, and emergency assistance. It also contains specific instructions and exceptions pertaining to the statements on this label about personal protective equipment and restricted-entry intervals. The requirements in this box only apply to uses of this product that are covered by the Worker Protection Standard.

Do not enter or allow worker entry into treated areas during the restricted-entry interval (REI). The REI for each crop is listed in the directions for use associated with each crop.

PPE required for early entry to treated areas that is permitted under the Worker Protection Standard and that involves contact with anything that has been treated such as plants, soil, or water, is:

- Coveralls
- Chemical-resistant gloves made of any water-proof material
- Shoes plus socks
- Protective eyewear

Double Notification: Notify workers of the application by warning them orally and by posting warning signs at the entrances to treated areas.

Eye Protection: To mitigate eye irritation concerns from post application exposures, the Agency is requiring that, for at least seven days following the application of captan:

1. at least one container designed specifically for flushing eyes must be available in operating condition at the WPS-required decontamination site for workers entering the area treated with captan, and
2. workers must be informed orally, in a manner they can understand:
 - that residues in the treated area may be highly irritating to their eyes,
 - that they should take precautions, such as refraining from rubbing their eyes, to keep the residues out of their eyes,
 - that if they do get residues in their eyes, they should immediately flush their eyes with the eyeflush container that is located at the decontamination site, and
 - how to operate the eyeflush container

NON-AGRICULTURAL USE REQUIREMENTS

The requirements in this box apply to uses of this product that are NOT within the scope of the Worker Protection Standard for agricultural pesticides (40 CFR Part 170). The WPS applies when this product is used to produce agricultural plants on farms, forests, nurseries, or greenhouses.

Entry Restrictions for all other Non-WPS uses

Do not enter or allow others to enter until sprays have dried.

Read all precautions and directions for use before using. Use only for claims listed and only as specified on this label.

In order that pesticide residues on food and forage crops will not exceed Federal tolerances, use only at listed rates and intervals, and do not apply closer to harvest than specified. Do not apply or allow to drift to adjoining food, fiber or pasture crops. Drift of captan onto sensitive crops (e.g. D'Anjou pears) can cause severe phytotoxicity and crop loss. Consult State Agricultural Experiment Stations or State Agricultural Extension Service for additional information, as the time of applications needed will vary with the local conditions.

CHEMIGATION PROHIBITION

Do not apply this product through any type of irrigation system.

SPRAY DRIFT MANAGEMENT

Avoiding spray drift at the application site is the responsibility of the applicator. The interaction of many equipment-and-weather-related factors determines the potential for spray drift. The applicator and the grower are responsible for considering all these factors when making decisions.

Apply only as a medium or coarser spray (ASAE standard 572) or a volume mean diameter of 300 microns or greater for spinning atomizer nozzles.

Apply only when the wind speed is 2-10 mph at the application site.

Additional requirements for aerial applications:

The boom length must not exceed 75% of the wingspan or 90% of the rotor blade diameter.

Release spray at the lowest height consistent with efficacy and flight safety. Do not release spray at a height greater than 10 feet above the crop canopy.

When applications are made with a crosswind, the swath will be displaced downwind. The applicator must compensate for this displacement at the downwind edge of the application area by adjusting the path of the aircraft upwind.

Do not make applications into temperature inversions.

Additional requirements for ground boom application:

Do not apply with a nozzle height greater than 4 feet above the crop canopy.

Where states have more stringent regulations, they must be observed.

The applicator should be familiar with and take into account the information covered in the Aerial Drift Reduction Advisory Information.

AERIAL DRIFT REDUCTION ADVISORY

This section is advisory in nature and does not supersede the mandatory label requirements.

INFORMATION ON DROPLET SIZE

The most effective way to reduce drift potential is to apply large droplets. The best drift management strategy is to apply the largest droplets that provide sufficient coverage and control. Applying larger droplets reduces drift potential, but will not prevent drift if applications are made improperly, or under unfavorable environmental conditions (see Wind, Temperature and Humidity, and Temperature Inversions).

CONTROLLING DROPLET SIZE

Volume - Use high flow rate nozzles to apply the highest practical spray volume. Nozzles with higher rated flows produce larger droplets.

Pressure - Do not exceed the nozzle manufacturer's recommended pressures. For many nozzle types lower pressure produces larger droplets. When higher flow rates are needed, use higher flow rate nozzles instead of increasing pressure.

Number of nozzles-Use minimum number of nozzles that provide uniform coverage.

Nozzle Orientation - Orienting nozzles so that the spray is released parallel to the airstream produces larger droplets than other orientations and is the recommended practice. Significant deflection from horizontal will reduce droplet size and increase drift potential.

Nozzle Type - Use a nozzle type that is designed for the intended application. With most nozzle types, narrower spray angles produce larger droplets. Consider using low-drift nozzles. Solid stream nozzles oriented straight back produce the largest droplets and the lowest drift.

BOOM LENGTH

For some use patterns, reducing the effective boom length to less than 3/4 of the wingspan or rotor length may further reduce drift without reducing swath width.

APPLICATION HEIGHT

Applications should not be made at a height greater than 10 feet above the top of the largest plants unless a greater height is required for aircraft safety. Making applications at the lowest height that is safe reduces exposure of droplets to evaporation and wind.

WIND

Drift potential is lowest between wind speeds of 2-10 mph. However, many factors, including droplet size and equipment type determine drift potential at any given speed. Application should be avoided below 2 mph due to variable wind direction and high inversion potential. NOTE: Local terrain can influence wind patterns. Every applicator should be familiar with local wind patterns and how they affect spray drift.

TEMPERATURE AND HUMIDITY

When making applications in low relative humidity, set up equipment to produce larger droplets to compensate for evaporation. Droplet evaporation is most severe when conditions are both hot and dry.

TEMPERATURE INVERSIONS

Applications should not occur during a temperature inversion because drift potential is high. Temperature inversions restrict vertical air mixing, which causes small-suspended droplets to remain in a concentrated cloud. This cloud can move in unpredictable directions due to the light variable winds common during inversions. Temperature inversions are characterized by increasing temperatures with altitude and are common on nights with limited cloud cover and light to no wind. They begin to form as the sun sets and often continue into the morning. Their presence can be indicated by ground fog; however, if fog is not present, inversions can also be identified by the movement of smoke from a ground source or an aircraft smoke generator. Smoke that layers and moves laterally in a concentrated cloud (under low wind conditions) indicates an inversion, while smoke that moves upward and rapidly dissipates indicates good vertical air mixing.

SENSITIVE AREAS

The pesticide should only be applied when the potential for drift to adjacent sensitive areas (e.g. residential areas, bodies of water, known habitat for threatened or endangered species, non-target crops) is minimal (e.g. when wind is blowing away from the sensitive areas).

COMPATIBILITY AND PLANT SAFETY

LOVELAND CAPTAN 38.75% FL can be combined safely and effectively at recommended dosage rates with most commonly used fungicides and insecticides, with the exception of oil and strongly alkaline materials. Alkaline materials such as spray lime, lime-sulfur and bordeaux mixture will reduce the fungicidal activity of captan. Do not apply captan in combination with or immediately before or closely following oil sprays. The time factor governing the safe interval between captan and oil sprays varies due to general climatic conditions; therefore, consult local agricultural spray programs and authorities to determine the proper timing. The use of spreaders which cause excessive wetting is not advised. Combinations with solvent formulations of organic phosphates should not be used. Combinations of captan and sulfur should not be used on crops sensitive to sulfur. Used at high rates or in drenching sprays, captan may cause a necrotic spotting of tender, immature leaves of certain varieties of apples, peaches, plums and cherries. This type of injury is most likely to occur in the early cover sprays during long periods of warm, cloudy, humid weather. To avoid the hazard of leaf spotting under such conditions, use captan and other spray materials at lowest listed rates and avoid drenching trees. Observe the most restrictive of the labeling limitations and precautions of all products used in mixtures.

Applications can be made by aircraft or ground power equipment (including concentrate and semi concentrate equipment). Pour listed amount of this material into nearly filled spray tank. Add balance of water. Maintain agitation during filling and spraying operations. Do not allow mixture to stand. Do not combine with emulsifiable liquids or wettable powders unless previous experience has proven them to be physically compatible and safe to plants. (Read compatibility and plant safety information).

For aerial or concentrate spray applications, apply the same amount of LOVELAND CAPTAN 38.75% FL per acre as would normally be applied for dilute spray applications. Apply aerial or concentrate sprays in sufficient water for coverage.

Do not apply this product through any type of irrigation system.

USE PRECAUTIONS

Except as specified, begin applications before or at first sign of disease and repeat as needed to maintain control but observe use limitations. Unless otherwise specified, application can be made on day of

9/21

harvest. Maximum application is for a crop cycle. Crop cycle is defined as prebloom through postharvest. Apply the high rate and/or spray at shorter intervals when climatic conditions favor disease(s). Apply the low rate and/or spray at longer intervals when climatic conditions least favor disease(s). If you are unaware of the climatic conditions favorable for disease(s) claimed for the specific use sites, you must consult with your State Agricultural Extension Service to learn of these conditions.

IMPORTANT: Read label carefully. Although most of the directions on this label may be followed nationwide, a few are limited to either the eastern or western (west of the Rocky Mountains) U.S. Follow those directions for your growing area where specified.

USE INSTRUCTIONS

Thorough coverage is essential for best results. The stage of growth and size of crops to be treated are major factors in determining spray volume required to obtain thorough coverage. If there is a question regarding spray volumes needed, consult local extension service recommendations for spray volumes applicable to your particular crop.

SUGGESTED MINIMUM SPRAY VOLUMES/ACRE FOR EFFECTIVE COVERAGE

DILUTE 100 gallons	CONCENTRATE 50 gallons	AERIAL 10 gallons
-----------------------	---------------------------	----------------------

APPLICATION INSTRUCTIONS

ALMONDS		
DISEASES	APPLICATION RATE (Quarts of Product/Acre)	APPLICATION INSTRUCTIONS
Brown Rot (Twig Blight), Jacket Rot, Shothole, Scab, Leaf Blight	3.0 - 4.5 Apply higher rates when disease pressure is higher.	Anthracnose (for control of anthracnose, use in a disease and resistance management program of rotational sprays with other approved materials.) Apply at popcorn, bloom, petal fall, post petal fall, and full cover sprays. Almond hulls may be fed to livestock.
RESTRICTIONS: <ul style="list-style-type: none"> • Preharvest interval (PHI) 30 days. • Restricted Entry Interval is 24 hours. • Do not apply more than 20 quarts of LOVELAND CAPTAN 38.75% FL per acre per season (see USE PRECAUTIONS section for definition of crop cycle). 		

APPLES (East of the Rocky Mountains)		
DISEASES	APPLICATION RATE (Quarts of Product/Acre)	APPLICATION INSTRUCTIONS
Primary Scab, Black Rot (Frogeye), Botrytis Blossom End Rot	3.0 - 4.0 Apply higher rates and at shorter spray intervals when disease pressure is higher.	Apply at 5 to 7 day intervals as needed to maintain cover in prebloom, bloom, petal fall and first cover sprays.
Secondary Scab, Brooks Fruit Spot, Sooty Blotch, Fly Speck, Black Rot, Black Pox, Botryosphaeria Rot, Bitter Rot	2.0 - 4.0 Apply higher rates and at shorter spray intervals when disease pressure is higher.	Apply at 10 to 14 day intervals in second and later cover sprays.
Powdery Mildew		Apply LOVELAND CAPTAN 38.75% FL as a mixture with 3-6 lbs. sulfur post bloom until the foliage matures.
<p>CAUTION - Do not use in combination with or closely following or in alternation with wettable sulfur products on sulfur sensitive varieties of apples such as Red Delicious, Staymen, Baldwin, King, etc., as severe injury and defoliation may occur.</p> <p>SPRAYS - For pre-blossom sprays, use a dilute spray.</p>		
<p>RESTRICTIONS:</p> <ul style="list-style-type: none"> Do not apply more than 32 quarts of LOVELAND CAPTAN 38.75% FL per acre per season. May be applied up to day of harvest. Restricted Entry Interval is 24 hours. 		

APPLES (West of the Rocky Mountains):		
DISEASES	APPLICATION RATE (Quarts of Product/Acre)	APPLICATION INSTRUCTIONS
Apple Scab	3.0 - 4.0 Apply higher rates and at shorter spray intervals when disease pressure is higher.	LOVELAND CAPTAN 38.75% FL is most effective when used in a protective schedule before infection occurs. Primary infection of apple scab may occur at any time during and after the green tip stage when there is adequate moisture for spore germination. Danger from primary infection may extend through the time of the first cover spray.
<p>RESTRICTIONS:</p> <ul style="list-style-type: none"> Do not apply more than 32 quarts of LOVELAND CAPTAN 38.75% FL per acre per season. May be applied up to day of harvest. Restricted Entry Interval is 24 hours. 		

APPLES (Pacific Northwest):		
DISEASES	APPLICATION RATE (Quarts of Product/Acre)	APPLICATION INSTRUCTIONS
Bull's Eye Rot, Botrytis Rot	4.0	Apply 1 or 2 applications with late cover sprays.
RESTRICTIONS: <ul style="list-style-type: none"> Do not apply more than 32 quarts of LOVELAND CAPTAN 38.75% FL per acre per season. May be applied up to day of harvest. Restricted Entry Interval is 24 hours. 		

APRICOTS		
DISEASES	APPLICATION RATE (Quarts of Product/Acre)	APPLICATION INSTRUCTIONS
Brown Rot (Twig Blight), Jacket Rot	2.0 – 2.5 Apply higher rates and at shorter spray intervals when disease pressure is higher.	Apply at red bud, bloom and repeat at 75% petal fall and in cover sprays.
RESTRICTIONS: <ul style="list-style-type: none"> Do not apply more than 12.5 quarts of LOVELAND CAPTAN 38.75% FL per acre per season. May be applied up to day of harvest. Restricted Entry Interval is 24 hours. In California do not apply after 75% petal fall. 		

BLUEBERRIES (East of the Rocky Mountains)		
DISEASES	APPLICATION RATE (Quarts of Product/Acre)	APPLICATION INSTRUCTIONS
Botrytis Gray Mold or Berry Rot, Mummy Berry	2.0 – 2.5 Apply higher rates and at shorter spray intervals when disease pressure is higher.	Apply in sufficient water for thorough coverage. Begin when buds swell or when buds have loose scales, repeating at 7-day intervals through blossom period. Repeat at 7 to 10 day intervals from late bloom.
RESTRICTIONS: <ul style="list-style-type: none"> Do not apply more than 35 quarts of LOVELAND CAPTAN 38.75% FL per acre per season. May be applied up to day of harvest. Restricted Entry Interval is 48 hours. 		

BLUEBERRIES (West of the Rocky Mountains) (Not for use in California)		
DISEASES	APPLICATION RATE (Quarts of Product/Acre)	APPLICATION INSTRUCTIONS
Botrytis Gray Mold or Berry Rot, Mummy Berry	2.0 – 2.5 Apply higher rates and at shorter spray intervals when disease pressure is higher.	Apply in sufficient water for thorough coverage. Begin at mid-bloom, repeating every 7 to 10 days as needed.
RESTRICTIONS: <ul style="list-style-type: none"> • Do not apply more than 35 quarts of LOVELAND CAPTAN 38.75% FL per acre per season. • May be applied up to day of harvest. • Restricted Entry Interval is 48 hours. 		

CANEBERRIES (Blackberries, Raspberries)		
DISEASES	APPLICATION RATE (Quarts of Product/Acre)	APPLICATION INSTRUCTIONS
Anthracnose, Botrytis Spur Blight	1.5 to 2.0 Apply higher rates and at shorter spray intervals when disease pressure is higher.	Apply when blossoms are in bud (young canes 8-10 inches long). Make a second application 2 weeks later. Apply a Fall spray after old canes are removed.
Fruit Rot		Apply at early bloom (5-10%) and again at full bloom. Additional applications may be made at 10-14 day intervals as needed.
RESTRICTIONS: <ul style="list-style-type: none"> • Do not apply more than 10 quarts of LOVELAND CAPTAN 38.75% FL per season. • Do not apply within 3 days of harvest. • Restricted Entry Interval is 48 hours. 		

CHERRIES: (Eastern Areas)		
DISEASES	APPLICATION RATE (Quarts of Product/Acre)	APPLICATION INSTRUCTIONS
Brown Rot, Leafspot, Botrytis Rot	1.5 to 2.0	Apply at pre-bloom, bloom, petal fall, shuck, cover and pre-harvest. Applications every 3 to 4 days may be necessary during bloom to control blossom blight. Repeat at 7 to 20 days as needed up to harvest.
Powdery Mildew	Apply higher rates and at shorter spray intervals when disease pressure is higher.	Apply LOVELAND CAPTAN 38.75% FL as a mixture with 3-6 lbs. (not to exceed 6 lbs.) sulfur to petal fall, shuck or early cover sprays. If sulfur is added, LOVELAND CAPTAN 38.75% FL may be reduced to the rate of 1 quart per acre.
Leafspot (Post Harvest Spray)		Apply immediately after harvest, repeating in 10 to 14 days.
RESTRICTIONS: <ul style="list-style-type: none"> Do not apply more than 14 quarts of LOVELAND CAPTAN 38.75% FL per acre per crop cycle. May be applied up to day of harvest Restricted Entry Interval is 24 hours. 		

CHERRIES: (Western Areas)		
DISEASES	APPLICATION RATE (Quarts of Product/Acre)	APPLICATION INSTRUCTIONS
Cherry Leaf Spot, Brown Rot, Botrytis Rot	1.5 to 2.0 Apply higher rates and at shorter spray intervals when disease pressure is higher.	Apply in prebloom, bloom, petal fall, shuck, cover and preharvest sprays.
RESTRICTIONS: <ul style="list-style-type: none"> Do not apply more than 14 quarts of LOVELAND CAPTAN 38.75% FL per acre per crop cycle. May be applied up to day of harvest Restricted Entry Interval is 24 hours. 		

14/21

GRAPES (U.S., except California)		
DISEASES	APPLICATION RATE (Quarts of Product/Acre)	APPLICATION INSTRUCTIONS
Downy Mildew, Black Rot (Suppression of) Phomopsis Cane and Leaf Spot	1.5 to 2.0 Apply higher rates and at shorter spray intervals when disease pressure is higher.	Make first application just before bloom, repeat just after bloom and at 10 to 14 day intervals. Use the lower rate when spraying less susceptible grape varieties or when conditions are less favorable for disease development. Use the higher rate on susceptible grape varieties and during periods of weather highly favorable for disease development. Apply when shoots are 1/2 to 1 1/2 inches long, 3 to 5 inches long, and 9 to 12 inches long. Continue thereafter at 10 to 14 day intervals as disease conditions warrant.
RESTRICTIONS: <ul style="list-style-type: none"> Do not apply more than 12 quarts of LOVELAND CAPTAN 38.75% FL per acre per season. May be applied up to day of harvest. Restricted Entry Interval is 48 hours. 		

GRAPES (California)		
Bunch Rot (Botrytis)	2.0	Make 2 applications before bloom and 1 immediately after bloom. Repeat periodically, making 3 cover applications before the bunches close.
Phomopsis cane and leaf spot (current season infection)	1.5 to 2.0 Apply higher rates when disease pressure is higher.	Apply first spray when green tissue begins when shoots are 6 to 8 inches long.
RESTRICTIONS: <ul style="list-style-type: none"> Do not apply more than 12 quarts of LOVELAND CAPTAN 38.75% FL per acre per season. May be applied up to day of harvest. Restricted Entry Interval is 48 hours. 		

NECTARINES		
DISEASES	APPLICATION RATE (Quarts of Product/Acre)	APPLICATION INSTRUCTIONS
Brown Rot, Scab, Coryneum Blight (Shot Hole)	3.0 to 4.0 Apply higher rates and at shorter spray intervals when disease pressure is higher.	Apply at pink bud, full bloom, petal fall stages and cover sprays as necessary and as a postharvest spray (but before leaves drop). Applications at 3 to 4 day intervals may be necessary during bloom to control blossom blight. Repeat application at 7 to 14 day intervals as needed to maintain control. Continue applications throughout harvest if conditions favor brown rot. If powdery mildew is a problem, add 7.5 pounds sulfur per acre to the petal fall, shuck and early cover spray, if sulfur is added, LOVELAND CAPTAN 38.75% FL may be reduced to 1.25 quarts per acre in these sprays.
RESTRICTIONS: <ul style="list-style-type: none"> Do not apply more than 24 quarts of LOVELAND CAPTAN 38.75% FL per acre per season (including postharvest sprays). Pre-harvest sprays may be applied up to day of harvest. Restricted Entry Interval is 24 hours. 		

PEACHES		
DISEASES	APPLICATION RATE (Quarts of Product/Acre)	APPLICATION INSTRUCTIONS
Brown Rot, Scab	3.0 to 4.0 Apply higher rates and at shorter spray intervals when disease pressure is higher	Apply in full pink, bloom, petal fall, shuck stages and in cover and preharvest sprays. When conditions are favorable, make applications at 3 to 4 day intervals during bloom to control blossom blight. Then repeat application at 7 to 14 day intervals as needed to maintain control. Continue applications through harvest if conditions favor brown rot. If powdery mildew is a problem, add 12 pounds sulfur per acre to the petal fall, shuck and early cover spray. If sulfur is added, LOVELAND CAPTAN 38.75% FL may be reduced to 4 quarts per acre in these sprays.
Coryneum Blight (Shot Hole)		Apply in pink bud, full bloom, petal fall stages and cover sprays as necessary and as a postharvest spray (but before leaves drop).
RESTRICTIONS: <ul style="list-style-type: none"> Do not apply more than 32 quarts of LOVELAND CAPTAN 38.75% FL per acre per season (including postharvest sprays). Preharvest sprays may be applied up to day of harvest. Restricted Interval Entry is 24 hours. 		

PLUMS, FRESH PRUNES (Used for Dried Plums) (East of the Rocky Mountains)		
DISEASES	APPLICATION RATE (Quarts of Product/Acre)	APPLICATION INSTRUCTIONS
Brown Rot	1.0 to 3.0 Apply higher rates and at shorter spray intervals when disease pressure is higher	Apply in full pink, bloom and petal fall sprays. Repeat applications at 7 to 14 day intervals as needed to maintain control. Continue applications through harvest if conditions favor brown rot. The addition of a neutral spreader has improved coverage.
RESTRICTIONS: <ul style="list-style-type: none"> • Do not apply more than 27 quarts of LOVELAND CAPTAN 38.75% FL per acre per season. • May be applied up to day of harvest. • Restricted Interval Entry is 24 hours. 		

PLUMS, FRESH PRUNES (Used for Dried Plums) (West of the Rocky Mountains)		
DISEASES	APPLICATION RATE (Quarts of Product/Acre)	APPLICATION INSTRUCTIONS
Brown Rot	1.0 to 3.0 Apply higher rates and at shorter spray intervals when disease pressure is higher	Apply at green bud, popcorn, bloom and petal fall stages. Repeat in cover sprays as conditions warrant.
Prune russet scab (lacy scab)		Apply at full bloom
RESTRICTIONS: <ul style="list-style-type: none"> • Do not apply more than 27 quarts of LOVELAND CAPTAN 38.75% FL per acre per season. • May be applied up to day of harvest. • Restricted Interval Entry is 24 hours. 		

SUGGESTED MINIMUM SPRAY VOLUMES/ACRE FOR STRAWBERRIES

GROUND: 40 gallons (Broadcast or Band)	AERIAL: 10 gallons (Broadcast only)
--	---

STRAWBERRIES: (U.S., except California)		
DISEASES	APPLICATION RATE (Quarts of Product/Acre)	APPLICATION INSTRUCTIONS
Botrytis, Leaf Spot	1.5 to 3.0 Apply higher rates and at shorter spray intervals when disease pressure is higher	Apply by broadcast in sufficient water for thorough coverage by ground or in 10 to 20 gallons of water by air. Begin applications when new growth starts in the spring and before fruit starts to form. Repeat at 7 to 14 day intervals. Under conditions favorable to fruit rot, continue applications through harvest period, treating immediately after each picking.
<p>If applying as a directed/banded spray; use band rate of LOVELAND CAPTAN 38.75% FL according to the following formula:</p> <p><u>Plant Bed Width (inches)</u> x Broadcast rate per acre = Banded rate of LOVELAND CAPTAN 38.75% FL per acre. Row Spacing (inches)</p>		
<p>RESTRICTIONS:</p> <ul style="list-style-type: none"> Do not apply more than 24 quarts of LOVELAND CAPTAN 38.75% FL per acre per season. May be applied up to day of harvest. Restricted Entry Interval is 24 hours. 		

STRAWBERRIES: (California)		
DISEASES	APPLICATION RATE (Quarts of Product/Acre)	APPLICATION INSTRUCTIONS
Botrytis, Leaf Spot	1.5 to 2.5 Apply higher rates and at shorter spray intervals when disease pressure is higher	Apply by broadcast in sufficient water for thorough coverage by ground or in 10 to 20 gallons of water by air. Begin applications when new growth starts in the spring and before fruit starts to form. Repeat at 7 to 14 day intervals. Under conditions favorable to fruit rot, continue applications through harvest period, treating immediately after each picking.
<p>If applying as a directed/banded spray; use band rate of LOVELAND CAPTAN 38.75% FL according to the following formula:</p> <p><u>Plant Bed Width (inches)</u> x Broadcast rate per acre = Banded rate of LOVELAND CAPTAN 38.75% FL per acre. Row Spacing (inches)</p>		
<p>RESTRICTIONS:</p> <ul style="list-style-type: none"> Do not apply more than 24 quarts of LOVELAND CAPTAN 38.75% FL per acre per season. 		

- May be applied up to day of harvest.
- Restricted Entry Interval is 24 hours.

ORNAMENTAL USE PRECAUTIONS

The Restricted Entry Interval (REI) for Ornamentals for commercial or research use is 48 hours.

Do not apply spray to Ornamental plants listed below beyond the point of drip from the leaf surface. When applying as a drench, apply only sufficient mixture to wet the surface of the soil except when the dose is specified in terms of volume of mixture per square foot area when using LOVELAND CAPTAN 38.75% FL as a drench.

Do not apply to turfgrass in residential sites, including homes, apartment buildings, daycare centers, schools, playgrounds, parks, recreational areas, sports fields or other residential areas.

DICHONDRA (California only)

White Mold - Mix 0.1 quart in 100 gallons of water using 1 gallon of spray for every 10 square feet, making 2 applications at 7 day intervals. The maximum seasonal application rate is 8.6 lb ai/acre per season.

APPLICATION INSTRUCTIONS (NOT FOR USE IN CALIFORNIA)

AZALEAS

Damping-off of cuttings - Mix 2.0 quarts in 100 gallons of water and dip cuttings in the mixture before bedding.

Petal Blight - Mix 1.0 quart in 100 gallons of water and apply the mixture as a spray to the soil around the plants prior to bloom, apply as a spray to the flowers just before bloom and repeat at 7 to 14 day intervals through bloom.

BEGONIAS (Tuberous)

Damping-off - Mix 2.0 quarts in 100 gallons of water and dip tubers for 30 minutes in mixture, drain and plant.

CAMELLIAS

Petal Blight - Mix 0.5 quart in 100 gallons of water and apply as a spray to the soil around plants when flowers begin to open, repeat at 7 to 10 day intervals through bloom.

CARNATIONS

Alternaria Leafspot, Rust - Mix 1.0 quart in 100 gallons of water and apply as a spray at first sign of disease. Repeat at 7 to 10 day intervals. Use the shorter interval if there are frequent rains and heavy dews. Damping-off of cuttings Mix 1.0 quart in 100 gallons of water and dip cuttings in mixture before bedding.

CHRYSANTHEMUM

Botrytis Flower Blight, Septoria Leafspot - Mix 1.0 quart in 100 gallons of water and apply as a spray at first sign of disease, repeat at 7 to 10 day intervals. Damping-off of cuttings Mix 2.0 quarts in 100 gallons of water and dip cuttings in mixture before bedding.

GLADIOLUS (Corms)

Corm Rot and Decay, Damping-off - Mix 0.25 to 0.75 quarts in 10 gallons of water and dip corms for 20 to 30 minutes before planting.

GRASSES

(Ornamentals in Non-Pastured Areas Only)

Leafspot, Damping-off, Brown Patch, Melting Out, Seedling Blights, Brown Spot on St. Augustine Grass - Mix 4.4 quart of LOVELAND CAPTAN 38.75% FL in sufficient water to cover one acre (equivalent to 3.2 fluid ounces per 1,000 square feet). Begin at spring growth, repeating 7 to 14 day intervals throughout the season. Do not graze or feed clippings of treated areas to livestock.

- The maximum seasonal application rate is 8.6 lb ai/acre per season (6.5 fl oz/1000 sq ft)
- The maximum single application rate is 4.4 quarts per acre (4.3 lbs ai/acre)
- Do not harvest sod until 48 hours after application.

GRASSES

(Lawn Seedbeds)

Damping-off, Other Soil Borne Diseases - Mix 4.4 quarts of LOVELAND CAPTAN 38.75% FL in sufficient water to cover one acre (equivalent to 3.2 fluid ounces per 1,000 square feet). Cultivate into top 3 to 4 inches of soil before planting.

- The maximum seasonal application rate is 8.6 lb ai/acre per season (6.5 fl oz/1000 sq ft)
- The maximum single application rate is 4.4 quarts per acre (4.3 lbs ai/acre)
- Do not harvest sod until 48 hours after application.

ROSES

Black Spot, Botrytis Blossom Blight - Mix 1.0 quart in 100 gallons of water and apply as a spray at first sign of disease, repeat at 7 to 10 day intervals. Use the shorter interval if there are frequent rains and heavy dews.

SOIL AND GREENHOUSE BENCH TREATMENT

Damping-off, Root rot Diseases on Seedling or Transplants of Roses (other Shrubs, Trees, Flowers) & Lawn Seedbeds - Mix 1.0 quart in 100 gallons of water at a rate of 15 gallons for every 1000 square feet. Cultivate into top 3 to 4 inches of soil before planting.

USE RESTRICTIONS: The REI for Soil and Greenhouse bench treatments is 48 hours. Once the treatment and any seeding or transplanting done as a part of the treatment are complete, the 48-hour REI begins. Exception: Once the seeds or transplants are planted in the soil, the Worker Protection Standard (WPS) allows workers to enter the treated area without restriction if there will be no contact with the soil subsurface.

STORAGE AND DISPOSAL

Do not contaminate water, food or feed by storage or disposal. Do not store near oxidizing agents.

PESTICIDE STORAGE: Store only in original container in locked storage areas. If a spill occurs, visible puddles or drops should be covered with a dry absorbent such as clay, sawdust, lime or soda ash. Sweep up and dispose of in a permitted disposal facility. Avoid cross-contamination with other pesticides and fertilizers during handling and storage. Do not store near heat or open flame. Protect from temperatures below 0 degrees F. Not for use or storage in or around the home.

PESTICIDE DISPOSAL: Wastes resulting from the use of this product may be disposed of on site or at an approved waste disposal facility.

CONTAINER DISPOSAL: Nonrefillable container. Do not reuse this container to hold materials other than pesticides or dilute pesticides (rinsate). After emptying and cleaning, it may be allowable to temporarily hold rinsate or other pesticide-related materials in the container. Contact your state regulatory agency to determine allowable practices in your state. Once cleaned, some agricultural plastic

pesticide containers can be taken to a container collection site or picked up for recycling. To find the nearest site, contact your chemical dealer or manufacturer, or contact The Agricultural Container Recycling Council (ACRC) at www.acrecycle.org. If not recycled, then puncture and dispose of in a sanitary landfill, or incineration, or if allowed by state and local authorities, by burning. If burned, stay out of smoke. Triple rinse or pressure rinse container (or equivalent) promptly after emptying.

For packages up to 5 gallons: Triple rinse as follows: Empty the remaining contents into application equipment or a mix tank and drain for 10 seconds after the flow begins to drip. Fill the container ¼ full with water and recap. Shake for 10 seconds. Pour rinsate into application equipment or a mix tank or store rinsate for later use or disposal. Drain for 10 seconds after the flow begins to drip. Repeat this procedure two more times. **Pressure rinse as follows:** Empty the remaining contents into application equipment or a mix tank and continue to drain for 10 seconds after the flow begins to drip. Hold container upside down over application equipment or mix tank or collect rinsate for later use or disposal. Insert pressure rinsing nozzle in the side of the container, and rinse at about 40 PSI for at least 30 seconds. Drain for 10 seconds after the flow begins to drip.

For packages greater than 5 gallons and less than 56 gallons: Triple rinse as follows: Empty the remaining contents into application equipment or a mix tank. Fill the container ¼ full with water. Replace and tighten closures. Tip container on its side and roll it back and forth, ensuring at least one complete revolution, for 30 seconds. Stand the container on its end and tip it back and forth several times. Turn the container over onto its other end and tip it back and forth several times. Empty the rinsate into application equipment or a mix tank or store rinsate for later use or disposal. Repeat this procedure two more times. **Pressure rinse as follows:** Empty the remaining contents into application equipment or a mix tank and continue to drain for 10 seconds after the flow begins to drip. Hold container upside down over application equipment or mix tank or collect rinsate for later use or disposal. Insert pressure rinsing nozzle in the side of the container, and rinse at about 40 PSI for at least 30 seconds. Drain for 10 seconds after the flow begins to drip.

For packages greater than 56 gallons: To clean the container before final disposal, empty the remaining contents from this container into application equipment or mix tank. Fill the container about 10 percent full with water. Agitate vigorously or recirculate water with the pump for 2 minutes. Pour or pump rinsate into application equipment or rinsate collection system. Repeat this rinsing procedure two more times.

For refillable containers: Refill this container with pesticide only. Do not reuse this container for any other purpose. Cleaning the container before final disposal is the responsibility of the person disposing of the container. Cleaning before refilling is the responsibility of the refiller. To clean the container before final disposal, empty the remaining contents from this container into application equipment or mix tank. Fill the container about 10 percent full with water. Agitate vigorously or recirculate water with the pump for 2 minutes. Pour or pump rinsate into application equipment or rinsate collection system. Repeat this rinsing procedure two more times. Offer for recycling or reconditioning, if available, or puncture and dispose of in a sanitary landfill, or by other procedures approved by state and local authorities.

For help with any spill, leak, fire or exposure involving this material, call day or night CHEMTREC – 1-800-424-9300.

CONDITIONS OF SALE AND LIMITATION OF WARRANTY AND LIABILITY

BEFORE BUYING OR USING THIS PRODUCT, read the entire Directions for Use and the following Conditions of Sale and Limitation of Warranty and Liability. By buying or using this product, the buyer or user accepts the following Conditions of Sale and Limitation of Warranty and Liability, which no employee or agent of LOVELAND PRODUCTS, INC. or the seller is authorized to vary in any way.

Follow the Directions for Use of this product carefully. It is impossible to eliminate all risks inherently associated with the use of this product. Crop or other plant injury, ineffectiveness, or other unintended consequences may result from such risks as weather or crop conditions, mixture with other chemicals not

specifically identified in this product's label, or use of this product contrary to the label instructions, all of which are beyond the control of LOVELAND PRODUCTS, INC. and the seller. To the extent consistent with applicable law the buyer or user of this product assumes all such inherent risks.

Subject to the foregoing inherent risks, LOVELAND PRODUCTS, INC. warrants that this product conforms to the chemical description on the label and is reasonably fit for the purposes stated in the Directions for Use when the product is used in strict accordance with such Directions for Use under normal conditions of use. EXCEPT AS WARRANTED IN THIS LABEL AND TO THE EXTENT CONSISTENT WITH APPLICABLE LAW, THIS PRODUCT IS SOLD "AS IS," AND LOVELAND PRODUCTS, INC. MAKES NO OTHER WARRANTY, EXPRESS OR IMPLIED, INCLUDING BUT NOT LIMITED TO MERCHANTABILITY, FITNESS FOR A PARTICULAR PURPOSE, OR ELIGIBILITY OF THIS PRODUCT FOR ANY PARTICULAR TRADE USAGE.

IN THE UNLIKELY EVENT THAT BUYER OR USER BELIEVES THAT LOVELAND PRODUCTS, INC. HAS BREACHED A WARRANTY CONTAINED IN THIS LABEL AND TO THE EXTENT REQUIRED BY APPLICABLE LAW, BUYER OR USER MUST SEND WRITTEN NOTICE OF ITS CLAIM TO THE FOLLOWING ADDRESS: LOVELAND PRODUCTS, INC., ATTENTION: LAW DEPARTMENT, P.O. BOX 1286, GREELEY, CO 80632-1286.

TO THE EXTENT CONSISTENT WITH APPLICABLE LAW, THE BUYER'S OR USER'S EXCLUSIVE REMEDY FOR ANY INJURY, LOSS, OR DAMAGE RESULTING FROM THE HANDLING OR USE OF THIS PRODUCT, INCLUDING BUT NOT LIMITED TO CLAIMS OF BREACH OF WARRANTY OR CONTRACT, NEGLIGENCE, STRICT LIABILITY, OR OTHER TORTS, SHALL BE LIMITED TO ONE OF THE FOLLOWING, AT THE ELECTION OF LOVELAND PRODUCTS, INC. OR THE SELLER: DIRECT DAMAGES NOT EXCEEDING THE PURCHASE PRICE OF THE PRODUCT OR REPLACEMENT OF THE PRODUCT. TO THE EXTENT CONSISTENT WITH APPLICABLE LAW, LOVELAND PRODUCTS, INC. AND THE SELLER SHALL NOT BE LIABLE TO THE BUYER OR USER OF THIS PRODUCT FOR ANY CONSEQUENTIAL, SPECIAL, OR INDIRECT DAMAGES, OR DAMAGES IN THE NATURE OF A PENALTY.

FORMULATED FOR:
LOVELAND PRODUCTS, INC.
P.O. BOX 1286
GREELEY, CO 80632