



UNITED STATES ENVIRONMENTAL PROTECTION AGENCY  
WASHINGTON, D.C. 20460

OFFICE OF  
PREVENTION, PESTICIDES AND  
TOXIC SUBSTANCES

Mr. Chris Mason  
Loveland Products, Inc  
P.O. Box 1286  
Greeley, CO 80632-1286

JUN 23 2010

Subject: Final Printed Label in response to the Agency amendment letter dated March 16, 2010 with the exception of comment 'b' which required a PHI for sweetcorn per the 2,4-D RED  
Product Name: Whiteout 2,4-D  
EPA Reg. No. 34704-1032  
Application Dated March 25, 2010

Dear Mr. Mason:

The labeling referred to above, submitted in connection with registration under the Federal Insecticide, Fungicide, and Rodenticide Act (FIFRA), as amended, is acceptable, provided you make the following label changes before you release the product for shipment.

- a. Add the following text to the 'Specific Use Directions' section of the 'Postemergence' instructions for corn in the table on page 9 of the proposed label:  
"Do not harvest sweet corn before 45 days following application."

A stamped copy of your labeling is enclosed for your records. You must submit one (1) copy of the final printed label before you release the product for shipment. Products shipped after the next printing must bear the new revised label. If these conditions are not complied with, the registration will be subject to cancellation in accordance with FIFRA sec. 6(e). Your release for shipment of the product constitutes acceptance of these conditions. Amended labeling will supercede all previously accepted ones.

Sincerely,

Kathryn V. Montague  
Product Manager 23  
Herbicide Branch  
Registration Division (7505P)



2,4-D

34704-1032

2/79  
ACCEPTED with COMMENTS  
In EPA Letter Dated:  
JUN 23 2010  
Under the Federal Insecticide, Fungicide, and Rodenticide Act as amended, for the pesticide registered under EPA Reg. No.

LOW VOLATILE ESTER HERBICIDE  
CONTAINS NO SOLVENT

**ACTIVE INGREDIENT:**

2-ethylhexyl ester of 2,4-dichlorophenoxyacetic acid*	60.80%
OTHER INGREDIENTS:	39.20%
<b>TOTAL</b>	<b>100.00%</b>

\*2,4-dichlorophenoxyacetic acid equivalent 40.32% or 3.7 lbs per gallon

**KEEP OUT OF REACH OF CHILDREN  
CAUTION**

**FIRST AID**

<b>If Swallowed:</b>	<ul style="list-style-type: none"> <li>• Call a poison control center or doctor immediately for treatment advice.</li> <li>• Have person sip a glass of water if able to swallow.</li> <li>• Do not induce vomiting unless told to do so by the poison control center or doctor.</li> <li>• Do not give anything by mouth to an unconscious person.</li> </ul>
<b>If on Skin or Clothing:</b>	<ul style="list-style-type: none"> <li>• Take off contaminated clothing.</li> <li>• Rinse skin immediately with plenty of water for 15-20 minutes.</li> <li>• Call a poison control center or doctor for treatment advice.</li> </ul>
<b>If in Eyes:</b>	<ul style="list-style-type: none"> <li>• Hold eye open and rinse slowly and gently with water for 15-20 minutes.</li> <li>• Remove contact lenses, if present, after the first 5 minutes, then continue rinsing eye.</li> <li>• Call a poison control center or doctor for treatment advice.</li> </ul>

**HOT LINE NUMBER:** Have the product container or label with you when calling a poison control center or doctor, or going for treatment. You may also contact 1-866-944-8565 for emergency medical treatment information.

See inside booklet for additional Precautionary Statements.

FOR CHEMICAL SPILL, LEAK, FIRE, OR EXPOSURE, CALL CHEMTREC (800) 424-9300.

EPA REG. NO. 34704-1032

EPA EST. NO. 37507-MT-001

NET CONTENTS 2½ GALS. (9.46 L)

IHT

031610 V1D 03RB10

3  
20

**WHITEOUT™ 2,4-D**  
**EPA REG. NO. 34704-1032**

**PRECAUTIONARY STATEMENTS**  
**HAZARDS TO HUMANS AND DOMESTIC ANIMALS**  
**CAUTION: Harmful if swallowed**

Causes eye irritation. Harmful if swallowed or absorbed through skin. Avoid contact with skin, eyes, or clothing. Prolonged or frequently repeated skin contact may cause allergic reactions in some individuals.

**PERSONAL PROTECTIVE EQUIPMENT/PPE:**

Some materials that are chemical-resistant to this product are butyl rubber, natural rubber, neoprene or nitrile rubber. If you want more options, follow the instructions for Category A on an EPA chemical-resistance category selection chart.

**All mixers, loaders, applicators, flaggers, and other handlers must wear:**

- Long-sleeved shirt and long pants,
- Shoes and socks,
- Chemical resistant gloves when applying with any handheld nozzle or equipment, mixing or loading, cleaning up spills or equipment, or otherwise exposed to the concentrate,
- Chemical resistant apron when applying with any handheld nozzle or equipment, mixing or loading, cleaning up spills or equipment, or otherwise exposed to the concentrate.

If this container contains over 1 gallon and less than 5 gallons, mixers and loaders who do not use a mechanical system (probe and pump) to transfer the contents of this container must wear coveralls or a chemical-resistant apron in addition to the other required PPE.

See engineering controls for additional requirements.

Follow manufacturer's instructions for cleaning/maintaining PPE. If no such instructions for washables exist, use detergent and hot water. Keep and wash PPE separately from other laundry. After each day of use, clothing or PPE must not be reused until it has been cleaned.

**ENGINEERING CONTROLS STATEMENTS**

Pilots must use an enclosed cockpit that meets the requirements listed in the WPS for agricultural pesticides [40 CFR 170.240(d)(6)].

When handlers use enclosed cabs or aircraft in a manner that meets the requirements listed in the Worker Protection Standard (WPS) for agricultural pesticides [40 CFR 170.240(d)(4-6)], the handler PPE requirements may be reduced or modified as specified in the WPS.

**USER SAFETY RECOMMENDATIONS**

Users should:

- Wash hands before eating, drinking, chewing gum, using tobacco or using the toilet.
- Remove clothing/PPE immediately if pesticide gets inside. Then wash thoroughly and put on clean clothing. If pesticide gets on skin, wash immediately with soap and water.
- Remove PPE immediately after handling this product. Wash the outside of gloves before removing. As soon as possible, wash thoroughly and change into clean clothing.

**ENVIRONMENTAL HAZARDS**

This pesticide is toxic to fish and aquatic invertebrates. Do not apply directly to water, or to areas where surface water is present, or to intertidal areas below the mean high water mark. Drift and runoff may be hazardous to aquatic organisms in water adjacent to treated areas. Do not contaminate water when disposing of equipment wash-waters or rinsate.

4  
20

**WHITEOUT™ 2,4-D**  
**EPA REG. NO. 34704-1032**

This chemical has properties and characteristics associated with chemicals detected in groundwater. The use of this chemical in areas where soils are permeable, particularly where the water table is shallow, may result in groundwater contamination. Application around a cistern or well may result in contamination of drinking water or groundwater.

Most cases of groundwater contamination involving phenoxy herbicides such as 2,4-D have been associated with mixing/loading and disposal sites. Caution should be exercised when handling 2,4-D pesticides at such sites to prevent contamination of groundwater supplies. Use of closed systems for mixing or transferring this pesticide will reduce the probability of spills. Placement of the mixing/loading equipment on an impervious pad to contain spills will help prevent groundwater contamination.

**DIRECTIONS FOR USE**

It is a violation of Federal law to use this product in a manner inconsistent with its labeling. Apply this product only as directed on label. Do not apply this product in a way that will contact workers or other persons, either directly or through drift. Only protected handlers may be in the area during application. For any requirements specific to your State or Tribe, consult the agency responsible for pesticide regulation. Do not apply this product through any type of irrigation system.

**AGRICULTURAL USE REQUIREMENTS**

Use this product only in accordance with its labeling and with the Worker Protection Standard, 40 CFR part 170. This Standard contains requirements for the protection of agricultural workers on farms, forests, nurseries, and greenhouses, and handlers of agricultural pesticides. It contains requirements for training, decontamination, notification, and emergency assistance. It also contains specific instructions and exceptions pertaining to the statements on this label about personal protective equipment (PPE) and restricted entry interval. The requirements in this box only apply to uses of this product that are covered by the Worker Protection Standard.

Do not enter or allow worker entry into treated areas during the restricted entry interval (REI) of 12 hours.

PPE required for early entry to treated areas that is permitted under the Worker Protection Standard and that involves contact with anything that has been treated, such as plants, soil, or water is:

- Coveralls,
- Chemical resistant gloves made of any waterproof material,
- Shoes plus socks.

**NON-AGRICULTURAL USE REQUIREMENTS**

The requirements in this box apply to uses of this product that are NOT within the scope of the Worker Protection Standard for agricultural pesticides (40 CFR Part 170). The WPS applies when this product is used to produce agricultural plants on farms, forests, or nurseries.

Do not enter or allow people (or pets) to enter the treated areas until sprays have dried.

**PRODUCT INFORMATION**

Performance of WHITEOUT™ 2,4-D may be affected by local conditions, crop varieties, and application method. User should consult local extension service, agricultural experiment or university weed specialists, and state regulatory agencies for recommendations in your area.

Best results are obtained when product is applied to young succulent weeds that are actively growing. Application rates lower than specified will be satisfactory on susceptible annual weeds. For perennial weeds and conditions such as the very dry areas of the western states, where control is difficult, use the higher specified rates. When WHITEOUT 2,4-D is used for weed control in crops, the growth stage of the crop must be considered.

5  
20

**WHITEOUT™ 2,4-D**  
**EPA REG. NO. 34704-1032**

Some plants and weeds, especially woody varieties, are difficult to control and may require repeat applications. Application rates should be 2 to 5 gallons of total spray by air or 5 to 25 gallons by ground equipment unless otherwise directed. In either case, use the same amount of WHITEOUT 2,4-D specified per acre. For crop uses, do not mix with oil, surfactants, or other adjuvants unless specifically directed. To do so may reduce herbicide's selectivity and could result in crop damage. Aerial application must be used only when there is no danger of drift to susceptible crops. Many states have regulations concerning aerial application of 2,4-D formulations. Consult local regulatory authorities before making applications. Although WHITEOUT 2,4-D is a low volatile formulation, at temperatures above 90°F vapors may damage susceptible plants nearby.

Product must not be used in greenhouses. Excessive amounts of 2,4-D in the soil may temporarily inhibit seed germination and all plant growth.

Spray equipment used to apply 2,4-D should not be used for any other purpose until thoroughly cleaned with a suitable chemical cleaner.

Spray Preparation: Add the specified amount of product to approximately one-half the volume of water to be used for spraying. Agitate well, and then add the remainder of the water. Continue agitation during application until spray tank is empty.

**USE IN LIQUID NITROGEN FERTILIZER:** WHITEOUT 2,4-D is specially formulated to be combined with liquid nitrogen fertilizer suitable for foliar application on corn, grass, pastures, or small grains in one operation. Use WHITEOUT 2,4-D according to directions on this label for those crops. Use liquid fertilizer at rates recommended by supplier or extension service specialist. Mix WHITEOUT 2,4-D and fertilizer according to the following instructions:

Add half the recommended amount of liquid fertilizer to the spray tank. Add WHITEOUT 2,4-D while agitating the tank. Add the remainder of the liquid fertilizer while continuing to agitate. Application should be made immediately, maintaining agitation until tank is empty. **DO NOT APPLY DURING COLD (NEAR FREEZING) WEATHER.** Spray mixture may not be stored.

**SPRAY DRIFT**

A variety of factors including weather conditions (e.g. wind direction, wind speed, temperature, relative humidity) and method of application (e.g. ground, aerial, airblast) can influence pesticide drift. The applicator must evaluate all factors and make appropriate adjustments when applying this product.

2,4-D esters may volatilize during conditions of low humidity and high temperatures. Do not apply during conditions of low humidity and high temperatures.

**Droplet Size**

When applying sprays that contain 2,4-D as the sole active ingredient, or when applying sprays that contain 2,4-D mixed with active ingredients that require a coarse or coarser spray, apply only as a coarse or coarser spray (ASAE standard 572) or a volume mean diameter of 385 microns or greater for spinning atomizer nozzles.

When applying sprays that contain 2,4-D mixed with other active ingredients that require a medium or more fine spray, apply only as a medium or coarser spray (ASAE standard 572) of a volume mean diameter of 300 microns or greater for spinning atomizer nozzles.

**Wind Speed**

Do not apply at wind speeds greater than 15 mph. Only apply this product if the wind direction favors on-target deposition and there are not sensitive areas (including, but not limited to, residential areas, bodies of water, known habitat for non-target species, non-target crops) within 250 feet downwind. If applying a medium spray, leave one swath unsprayed at the downwind edge of the treated field.

6  
20

**WHITEOUT™ 2,4-D**  
**EPA REG. NO. 34704-1032**

**Temperature Inversions**

If applying at wind speeds less than 3 mph, the applicator must determine if: a) conditions of temperature inversion exist, or b) stable atmospheric conditions exist at or below nozzle height. Do not make applications into areas of temperature inversions or stable atmospheric conditions. 2,4-D esters may volatilize during conditions of low humidity and high temperatures. Do not apply during conditions of low humidity and high temperatures.

**Susceptible Plants**

Do not apply under circumstances where spray drift may occur to food, forage, or other plantings that might be damaged or crops thereof rendered unfit for sale, use or consumption. Susceptible crops include, but are not limited to cotton, okra, flowers, grapes (in growing stage), fruit trees (foliage), soybeans (vegetative stage), ornamentals, sunflowers, tomatoes, beans, and other vegetables, or tobacco. Small amounts of spray drift that might not be visible may injure susceptible broadleaf plants.

**Other State and Local Requirements**

Applicators must follow all state and local pesticide drift requirements regarding application of 2,4-D herbicides. Where states have more stringent regulations, they must be observed.

**Equipment**

All aerial equipment and ground application equipment must be properly maintained and calibrated using appropriate carriers or surrogates.

For aerial equipment, the boom length must not exceed 75% of the wingspan or 90% of the rotor blade diameter.

Release spray at the lowest height consistent with efficacy and flight safety. Do not release spray at a height greater than 10 feet above the crop canopy unless a greater height is required for aircraft safety. This requirement does not apply to forestry or rights-of-way applications.

When applications are made in a crosswind, the swath will be displaced downwind. The applicator must compensate for this by adjusting the path of the aircraft upwind.

For ground boom application, do not apply with a nozzle height greater than 4 feet above the crop canopy.

**APPLICATION INSTRUCTIONS**

**Spray volume:** Apply with calibrated air or ground equipment using sufficient spray volume to provide adequate coverage of target weeds or as otherwise directed in specific use directions. For broadcast application, apply the specified rate of this product in a spray volume of 2 or more gallons per acre by air and 10 or more gallons per acre for ground equipment. Use low-pressure sprays to minimize drift. Where states have regulations, that specify minimum spray volumes, they should be observed. In general, spray volume should be increased as crop canopy, height and weed density increase in order to obtain adequate spray coverage.

**Application Rates:** Generally, lower rates in specified rate ranges will be satisfactory for more sensitive weeds species, when weeds are small, and when environmental conditions are favorable for rapid growth. Use higher rates in the specified rate range for less sensitive species and under less favorable growing conditions. For crop uses, do not mix with emulsifiable oil or other adjuvants unless specifically directed on this label. Deep-rooted perennial weeds such as Canada thistle and field bindweed and many woody plants usually require repeated applications for effective control.

**WHITEOUT™ 2,4-D**  
**EPA REG. NO. 34704-1032**

**Spot Treatments**

To prevent misapplication apply spot treatments with a calibrated boom or with hand sprayers using a fixed spray volume per 1,000 sq ft as indicated below.

**Hand-Held Sprayers:** Hand-held sprayers may be used for spot applications of WHITEOUT 2,4-D. Care should be taken to apply the spray uniformly and at a rate equivalent to a broadcast application. Application rates in the table are based on the application rate for an area of 1,000 sq ft. Mix the amount of WHITEOUT 2,4-D (fl oz or ml) corresponding to the desired broadcast rate in 1 to 3 gallons of spray. To calculate the amount of WHITEOUT 2,4-D required for larger areas, multiply the table value (fl oz or ml) by the thousands of sq ft to be treated: An area of 1,000 sq ft is approximately 10.5 x 10.5 yards (strides) in size.

Rate Conversion Table for Spot Treatment:

Label Broadcast Rate (pt/acre)							
1/2	2/3	3/4	1	2	3	4	8
Equivalent Amount of WHITEOUT 2,4-D per 1,000 sq ft							
1/5 fl oz (5.5 ml)	1/4 fl oz (7.3 ml)	1/3 fl oz (8.3 ml)	3/8 fl oz (11 ml)	3/4 fl oz (22 ml)	1 fl oz (33 ml)	1-1/2 fl oz (44 ml)	3 fl oz (88 ml)

Conversion factors: 1 pt = 16 fl oz; 1 fl oz = 29.6 ml

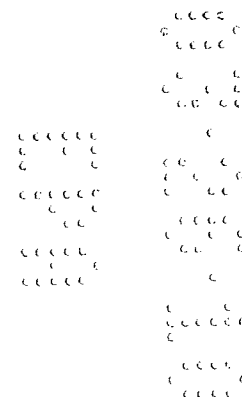
**Band Application:** WHITEOUT 2,4-D may be applied as a band treatment. Use the formulas below to determine the appropriate rate and volume per treated acre.

$$\text{Band rate per treated acre} = \frac{\text{Band width in inches}}{\text{Row width in inches}} \times \text{Broadcast rate per acre}$$

$$\text{Band volume per treated acre} = \frac{\text{Band width in inches}}{\text{Row width in inches}} \times \text{Broadcast volume per acre}$$

**WHERE TO USE**

WHITEOUT 2,4-D is used to control broad-leaved weeds in cereal crops, corn, sorghum, weeds and brush in rangeland, pastures, rights-of-way, ornamental turf, grass seed crops, fallow land, forest management and similar non-crop uses.



8  
20

**WHITEOUT™ 2,4-D**  
**EPA REG. NO. 34704-1032**

**Annual or Biennial Weeds**

beggarticks  
bittercress, smallflowered (2)  
bitterweed  
broomweed, common (1)  
burdock, common  
buttercup, smallflowered (1) (2)  
carpetweed  
cinquèfoil, common (2)  
cinquèfoil, rough (2)  
cocklebur, common  
coffeeweed  
copperleaf, Virginia  
croton, Texas  
croton, wooly  
flixweed  
galinsoga  
geranium, Carolina (2)  
hemp, wild  
horseweed (marestail) (2)  
jewelweed  
jimsonweed  
knotweed (1)  
kochia  
lambsquarters, common  
lettuce, prickly (1) (2)  
lettuce, wild  
lupines  
mallow, little  
mallow, Venice (1)  
marshelder  
morningglory, annual  
morningglory, ivy  
morningglory, woolly

mousetail (2)  
mustards (except blue mustard)  
parsnip, wild  
pennycress (fanweed)  
pepperweeds (*Lepidium* spp.) (1) (2)  
pigweeds (*Amaranthus* spp.)  
poorjoe  
primrose, common  
purslane, common (2)  
pusley, Florida  
radish, wild  
ragweed, common  
ragweed, giant  
rape, wild  
rocket, yellow  
salsify, common  
salsify, western (1)  
shepherdspurse  
sicklepod  
smartweed (annual species) (1) (2)  
sneezeweed, bitter  
sowthistle, annual  
sowthistle, spiny  
spanishneedles  
sunflower  
sweetclover  
tansymustard  
thistle, bull  
thistle, musk  
thistle, Russian (tumbleweed)  
velvetleaf  
vetches

**Perennial Weeds**

Alfalfa (1)  
artichoke, Jerusalem (1)  
aster, many-flower (1)  
Austrian fieldcress  
bindweed (hedge, field and European) (1) (2)  
blue lettuce  
blueweed, Texas  
broomweed  
bullnettle (1) (2)  
carrot, wild  
catnip  
chicory  
clover, red (1) (2)  
coffeeweed  
cress, hoary (1)  
dandelion  
docks (1)

dogbanes (1)  
eveningprimrose, cutleaf (2)  
garlic, wild  
goldenrod  
hawkweed, orange  
healall  
ironweed, western (2)  
ivy, ground (1)  
nettles (including stinging) (1)  
onion, wild (1)  
pennywort  
plantains  
ragwort, tansy  
sowthistle, perennial  
thistle, Canada (1) (2)  
vervains (1)  
wormwood



9  
20

**WHITEOUT™ 2,4-D**  
**EPA REG. NO. 34704-1032**

- (1) Difficult-to-Control Weeds: These weeds are only partially controlled and may require repeat applications and/or use of the higher listed rate of this product even under ideal conditions of application.
- (2) This product may not be used to control this weed species in the state of California.

**CROPS**  
**CEREAL GRAINS (Wheat, Barley, Millet, Oats, Rye)**  
**(Not under seeded with Legumes)**

<b>Crop/Application Timing</b>	<b>WHITEOUT 2,4-D (pt/acre)</b>	<b>Specific Use Directions</b>
Wheat, Barley, Millet, Rye Annual and biennial broadleaf weeds Perennial broadleaf weeds	1/2 to 2†  1 to 2†	Apply after crop is fully tillered, but before boot stage of growth (usually 4 to 8 inches tall) and weeds are small. Do not apply before tillering or from early boot through the milk stage of growth.
Oats (Spring Seeded) (Fall Seeded Southern)	1/2 3/4 to 1 1/4†	Apply after crop is fully tillered, but before boot stage of growth (usually 4 to 8 inches tall) and weeds are small. Do not apply before tillering or from early boot through the milk stage of growth. Do not apply during or immediately following cold weather.
Preharvest application (all cereals)	1	Apply using air or ground equipment to control weeds that could interfere with harvest, or to suppress perennial weeds. Apply when grain is in dough stage. Do not apply from early boot through the milk stage of growth.

† Use the lower rate in the rate range if small annual or biennial weeds are the major problem; use the higher rate if perennial weeds or biennial weeds are present that are considered to be hard-to-kill as determined by local experience. Higher rates increase the risk of crop injury and should be used only where weed control justifies such risk. Do not apply WHITEOUT 2,4-D at the crop seedling stage of growth. Consult state agricultural experiment station or extension service weed specialists for recommendations or suggestions to fit local conditions.

**CEREAL GRAIN RESTRICTIONS:**

**Postemergence:**

- Make no more than one application per crop cycle.
- Do not apply more than 2-2/3 pints per acre per application.

**Preharvest:**

- Make no more than one application per crop cycle.
- Do not apply more than 1 pint per acre per application
- Pre-Harvest Interval is 14 days.
- Do not graze lactating dairy cattle in treated areas for 14 days after application. Remove meat animals from freshly treated areas 7 days before slaughter.
- Do not harvest hay from treated grain fields.

WHITEOUT 2,4-D contains 0.46 pounds a.e. of 2,4-D per pint. When tank mixing with products that contain 2,4-D, do not exceed a combined total of 1.75 pounds of a.e. per acre per year.

10  
20

**WHITEOUT™ 2,4-D**  
**EPA REG. NO. 34704-1032**

**CORN (Field Corn, Popcorn and Sweet Corn)**

<b>Application Timing/Stage of Growth</b>	<b>WHITEOUT 2,4-D (pt/acre)</b>	<b>Specific Use Directions</b>
Preplant (Burndown) Preemergence (Field corn, popcorn, and sweetcorn)	1 to 2	General: For best results, growth conditions should be favorable for active weed growth. Use high rate in rate range for less susceptible weeds, cover crops such as alfalfa, weeds in advanced stages of development, or under less favorable growth conditions. Preplant: Apply 7 to 14 days before planting corn to control emerged broadleaf weed seedlings or existing cover crops. Preemergence: Apply any time after planting, but before corn emergence to control broadleaf weed seedlings or existing cover crops. Do not use on light sandy soils.
Postemergence (Field corn, popcorn, and sweet corn) Annual broadleaf weeds Crop up to 8 inches tall Crop 8 inches tall to tasseling (directed spray only) Perennial broadleaf weeds	1/2 to 1 1 1	Apply when weeds are small and corn is less than 8 inches tall (to top of canopy). If corn is more than 8 inches tall, use drop nozzles to keep spray off foliage. Treat perennial weeds when they are in bud to bloom stage. Do not apply from tasseling to hard dough stage. Note: Corn treated with 2,4-D may become temporarily brittle. Wind or cultivation may cause stem breakage during the period of time that corn is brittle. Sweet corn: To minimize potential for crop injury, use only lowest rate in rate range.
Preharvest (Field corn and popcorn only)	Up to 3	Apply after corn is in hard dough (or denting) stage. Do not make preharvest applications to sweet corn.

**CORN RESTRICTIONS:**

- Do not forage or feed corn fodder to livestock for 7 days following application

**Preplant or Preemergence:**

- Do not make more than one application per crop cycle
- Do not apply more than 2 pints per acre per application


**Postemergence:**

- Do not make more than one application per crop cycle
- Do not apply more than 1 pint per acre per application

**Preharvest (field and popcorn ONLY):**

- Do not make more than one application per crop cycle
- Do not apply more than 3 pints per acre per application
- Minimum spray interval between applications is 30 days
- Pre-Harvest interval is 7 days

WHITEOUT 2,4-D contains 0.46 pounds a.e. of 2,4-D per pint. When tank mixing with products that contain 2,4-D, do not exceed a combined total of 3.0 pounds of a.e. per acre per year.



11  
20

**WHITEOUT™ 2,4-D**  
**EPA REG. NO. 34704-1032**

**SORGHUM (Grain Sorghum (Milo) and Forage Sorghum)**

<b>Application Timing/Stage of Growth</b>	<b>WHITEOUT 2,4-D (pt/acre)</b>	<b>Specific Use Directions</b>
Postemergence† Crop 6 - 8 inches tall	1/2 to 1†	Apply when sorghum is 6 to 15 inches tall. If sorghum is more than 8 inches tall (top of canopy), use drop nozzles to keep spray off of foliage. Do not use with oil or other adjuvants. Do not treat during boot, flowering or dough stage.
Crop 8 - 15 inches tall (directed spray only)	3/4 to 1	

†Temporary crop injury can be expected under conditions of high soil moisture and high air temperatures. If it is necessary to apply WHITEOUT 2,4-D under these conditions, use no more than 2/3 pint per acre.

**SORGHUM RESTRICTIONS:**

**Postemergence:**

- Do not make more than one application per crop cycle
- Do not apply more than 1 pint per acre per application
- Do not permit meat or dairy animals to consume treated crop as fodder or forage for 30 days following application
- Preharvest Interval is 30 days

WHITEOUT 2,4-D contains 0.46 pounds a.e. of 2,4-D per pint. When tank mixing with products that contain 2,4-D, do not exceed a combined total of 0.5 pounds of a.e. derived from ester forms of 2,4-D per acre per year.

**SOYBEANS — For Use in Crop Residue management Systems**  
**(Pre-plant Burndown Application Only)**

<b>Application Timing/Stage of Growth</b>	<b>WHITEOUT 2,4-D (pt/acre)</b>	<b>Number of Applications</b>	<b>Specific Use Directions</b>
Preplant (Burndown) (OPTION 1)	3/4 to 1	Limited to 2 pre-plant applications per crop cycle	Apply not less than 7 days before planting soybeans. See Use Precautions and Restrictions below.
Preplant (Burndown) (OPTION 2)	1 to 2	Limited to 1 pre-plant application per crop cycle	Apply not less than 15 days before planting soybeans. See Use Precautions and Restrictions below.

**Use Directions:** Use WHITEOUT 2,4-D to control emerged broadleaf weeds or existing cover crops. For best results, apply when weeds are small and actively growing. Use the higher rate in the respective rate range for larger weeds and when perennials are present. Compatible crop oil concentrates, agricultural surfactants and fluid fertilizers approved for use on growing crops may be added to spray mixtures to increase the herbicidal effectiveness on certain weeds. Read and follow all directions and precautions on this label and on the label of each product added to the spray mixture.

**RESTRICTIONS AND LIMITATIONS FOR USE IN SOYBEANS**

- Choose either Option 1 OR Option 2. These two options may not be used together in the same crop cycle, as the maximum application rate would be exceeded.
- Do not apply this product prior to planting soybeans if you are not prepared to accept the results of soybean injury including possible loss of stand and yield.
- Do not use on low organic sandy soils (less than 1.0%).
- Do not apply this product when weather conditions such as temperature, air inversions, or wind favor drift from treated areas to susceptible plants.

12  
20

**WHITEOUT™ 2,4-D**  
**EPA REG. NO. 34704-1032**

- Do not mow or cultivate weeds prior to treating with this product as poor control may result.
- Do not feed treated hay, forage, or fodder or graze treated soybeans to livestock. Do not feed or graze treated cover crops to livestock.
- Do not replant fields treated with this product in the same growing season with crops other than those labeled for 2,4-D use.

WHITEOUT 2,4-D contains 0.46 pounds a.e. of 2,4-D per pint. When tank mixing with products that contain 2,4-D, do not exceed a combined total of 1.0 pound of a.e. per acre per year.

**ORNAMENTAL TURF (Excluding Grasses Grown For Seed or Sod Farms)**  
**(Includes lawns, golf courses, cemeteries and parks)**

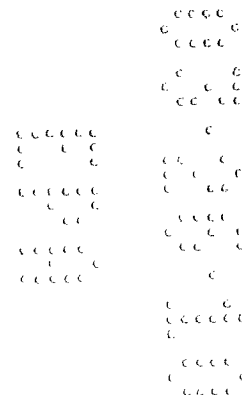
Use Requirements for Ornamental Turf Areas: When this product is applied to ornamental turf areas, follow PPE and reentry instructions in the "Non-agricultural Use Requirements" section of this label.

<b>Treatment Site Application Timing</b>	<b>WHITEOUT 2,4-D (pt/acre)</b>	<b>Specific Use Directions</b>
Ornamental Turf (Postemergence) Seedling grass (five-leaf stage or later)	3/4 to 1	Apply when weeds are small and actively growing. For best results, apply when soil moisture is adequate for active weed growth.
Well-established grasses	2 to 3	Deep-rooted perennial weeds such as bindweed and Canada thistle may require repeat applications.
Biennial and perennial broadleaf weeds	3	Do not apply to newly seeded grasses until well established (five-leaf stage or later) and then use a maximum of 1 pt/acre. Cool season grasses are tolerant of higher rates.

**ORNAMENTAL TURF RESTRICTIONS:**

- Do not apply more than 3 pints per acre per application.
- Do not make more than 2 broadcast applications per treatment site per year.

WHITEOUT 2,4-D contains 0.46 pounds a.e. of 2,4-D per pint. When tank mixing with products that contain 2,4-D, do not exceed a combined total of 3.0 pounds of a.e. per acre per year excluding spot treatments.



13  
29

**WHITEOUT™ 2,4-D**  
EPA REG. NO. 34704-1032

**GRASSES GROWN FOR SEED or SOD FARMS**


Agricultural Use Requirements: When used in grass grown for seed or sod farms, follow PPE and reentry instructions in the "Agricultural Use Requirements" section of this label.

Treatment Site Application Timing	WHITEOUT 2,4-D (pt/acre)	Specific Use Directions
Grasses Grown for Seed (Postemergence Use) Seedling grass (five-leaf stage or later)	3/4 to 1	Apply when weeds are small and actively growing. For best results, apply when soil moisture is adequate for active weed growth. Do not apply to newly seeded grasses until well established (five-leaf stage or later) and then use a maximum of 1 pt/acre.
Well-established grasses Sod Farms (Postemergence)	1 to 4 2 to 4	Cool season grasses are tolerant of higher rates. Do not apply to grass in the early boot through milk stage if seed production is desired. When grass is well established, higher rates of up to 4 pints/acre may be applied for control of hard-to-kill annual or perennial weeds. Deep-rooted perennials such as bindweed and Canada thistle may require repeat applications. Avoid mowing sod farms for 1 to 2 days before or after application. Delay irrigation until the day following application.

**GRASS SEED CROP RESTRICTIONS:**

- Do not graze dairy cattle within 7 days of application. Do not apply this product within 30 days of cutting grass for hay. Remove meat animals from treated areas 7 days prior to slaughter.
- Do not apply more than 4 pints per acre per application.
- Do not make more than 2 applications per year.
- Minimum spray interval between applications is 21 days.
- Do not apply more than 8 pints per acre per year.
- If grass is to be cut for hay, Agricultural Use requirements for the Worker Protection Standard are applicable.

WHITEOUT 2,4-D contains 0.46 pounds a.e. of 2,4-D per pint. When tank mixing with products that contain 2,4-D, do not exceed a combined total of 4.0 pounds of a.e. per acre per year.



14  
20

**WHITEOUT™ 2,4-D**  
**EPA REG. NO. 34704-1032**

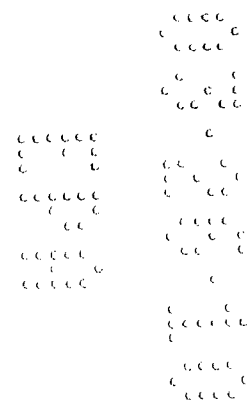
**FALLOWLAND and CROP STUBBLE**

**Fallowland is considered to be idle cropland, postharvest to crops or between crops.**

Type of weeds	WHITEOUT 2,4-D (pt/acre)	Specific Use Directions
Annual broadleaf weeds	1 to 2	Use a lower rate in the rate range when weeds are small (2 to 3 inches tall) and actively growing. Use a higher rate in the rate range when weeds are larger and under less favorable growth conditions.
Biennial broadleaf weeds	2 to 4	Apply when musk thistles or other biennial species are in the seedling to rosette stage and before development of flower stalks. The lower rate can be used in the spring during the rosette stage. Use the highest rate in the fall or after flower stalks have developed.
Perennial broadleaf weeds	2 to 4	Apply when perennial weeds are in bud to early bloom stage or while in good vegetative growth.
Wild garlic and onion in crop stubble	4	Apply to new regrowth of wild garlic or onion that occurs in the fall after harvest of other crops.

**FALLOW LAND RESTRICTIONS:**

- Plant only labeled crops within 29 days following last application.
  - Do not apply more than 4 pints per acre per application.
  - Do not make more than 2 applications per year.
  - Minimum spray interval between applications is 30 days.
- WHITEOUT 2,4-D contains 0.46 pounds a.e. of 2,4-D per pint. When tank mixing with products that contain 2,4-D, do not exceed a combined total of 4.0 pounds of a.e. per acre per year.



15  
20

**WHITEOUT™ 2,4-D**  
EPA REG. NO. 34704-1032

**RANGELAND, ESTABLISHED GRASS PASTURES**  
**(Including Perennial Grasslands Not In Agricultural Production**  
**Such As Conservation Reserve Program Acres)**

Target Weeds or Woody Plants	WHITEOUT 2,4-D (pt/acre)	Specific Use Directions
Annual broadleaf weeds Biennial and perennial broadleaf weeds	2 2 to 4	For best results, apply when weeds are small and growing actively before the bud stage. Apply when musk thistles or other biennial species are in the seedling to rosette stage and before flower stalks appear. Refer to the "Weeds Controlled" section for a listing of susceptible weed species and weeds that may be only partially controlled and require repeat applications and/or use of higher listed rates, even under ideal conditions of application.
Spot Treatment to control broadleaf weeds	See Instructions for "Spot Treatment" under "Application Instructions"	Note: To control broadleaf weeds in small areas with a hand sprayer, use an application rate equivalent to the listed broadcast rate and spray to thoroughly wet all foliage. See rate conversion table and instructions for "Spot Treatment" and use of hand-held sprayers under "Application Instructions."
Tree Injection Application	See instructions for tree injection application in "Forestry Uses" section.	
Wild garlic and wild onion	4	Make three applications (fall-spring-fall or spring-fall-spring) starting in late fall or early spring.
Broadleaf weed control in newly sprigged coastal bermudagrass	2 to 4	Applications may be made either preemergence or postemergence, Follow "Specific Use Directions" for annual, biennial and perennial broadleaf weed control, above.
Southern wild rose broadcast application  Spot treatment	up to 4  8 pints/100 gal of spray	<b>Broadcast:</b> Apply in spray volume of 5 or more gallons per acre by aircraft or 10 or more gallons per acre by ground equipment. <b>Spot treatment:</b> Apply when foliage is well developed. Thorough coverage is required. Use 8 pints of WHITEOUT 2,4-D plus 4 to 8 fluid ounces of an agricultural surfactant per 100 gallons of water. Two or more treatments may be required. Do not exceed 4 pt per acre per application.
CRP Acres	For program lands such as CRP, consult program rules to determine whether grass or hay may be used. The more restrictive requirements of the program rules or this label must be followed.	

**PASTURE & RANGELAND RESTRICTIONS:**

- Do not apply more than 4 pints per acre per application.

**WHITEOUT™ 2,4-D**  
**EPA REG. NO. 34704-1032**

- Do not apply more than 4 pints per acre per application for spot treatments.
- Do not make more than 2 applications per year.
- Minimum spray interval between applications is 30 days.
- Pre-Harvest Interval for cut forage for hay is 7 days.
- If grass is to be cut for hay, Agricultural Use requirements for the Worker Protection Standard are applicable.

WHITEOUT 2,4-D contains 0.46 pounds a.e. of 2,4-D per pint. When tank mixing with products that contain 2,4-D, do not exceed a combined total of 4.0 pounds of a.e. per acre per year.

**NON-CROPLAND AREAS**

**Such as fencerows, hedgerows, roadsides, drainage ditches, rights-of way, utility power lines, railroads, airports, and other non-crop areas**

<b>Treatment Site Method of Application</b>	<b>WHITEOUT 2,4-D (pt/acre)</b>	<b>Specific Use Directions</b>
Annual broadleaf weeds	2 to 4	Apply when annual weeds are small and growing actively before the bud stage. Biennial and perennial weeds should be rosette to bud stage, but not flowering at the time of application. For difficult to control perennial broadleaf weeds and woody species, tank mix up to 4 qts of WHITEOUT 2,4-D plus 1 to 8 pints of 3 lb/gal Triclopyr herbicide per acre. <b>For ground application:</b> (High volume) apply a total spray volume of 100 to 400 gallons per acre; (low volume) apply a total spray volume of 10 to 100 gallons per acre. <b>For helicopter:</b> Apply a total spray volume of 5 to 30 gallons per acre.
Biennial and perennial broadleaf weeds and susceptible woody plants	4 to 8	
Spot Treatment to control broadleaf weeds	See Instructions for "Spot Treatment" under "Application Instructions"	Note: To control broadleaf weeds in small areas with a hand sprayer, use an application rate equivalent to the listed broadcast rate and spray to thoroughly wet all foliage. See rate conversion table and instructions for "Spot Treatment" and use of hand-held sprayer under "Application Instructions."
Tree injection application	See instructions for tree injection application in "Forestry Uses" section.	
Southern wild rose broadcast application	up to 4	Broadcast: Apply in a spray volume of 5 or more gallons per acre by aircraft or 10 or more gallons per acre by ground equipment. Apply when foliage is well developed. Thorough coverage is required. Use 8 pints of WHITEOUT 2,4-D plus 4 to 8 fluid ounces of an agricultural surfactant per 100 gallons of water. Two or more treatments may be required.
Spot treatment	8 pints/100 gal of spray	

**WEED CONTROL RESTRICTIONS AND LIMITATIONS FOR USE IN NON-CROP AREAS:**  
**Postemergence (annual & perennial weeds):**

- Do not make more than 2 applications per year.



17  
20

**WHITEOUT™ 2,4-D**  
**EPA REG. NO. 34704-1032**

- Do not apply more than 4 pints per acre per application.
- Minimum spray interval between applications is 30 days.

**Postemergence (woody plants):**

- Do not make more than 1 application per year.
- Do not apply more than 8 pints per acre per application.
- Applications to non-cropland areas are not applicable to treatment of commercial timber or other plants being grown for sale or other commercial use, or for commercial seed production, or for research purposes.

WHITEOUT 2,4-D contains 0.46 pounds a.e. of 2,4-D per pint. When tank mixing with products that contain 2,4-D, do not exceed a combined total of 4.0 pounds of a.e. per acre per year.

**FORESTRY USES**

**Forest site preparation, forest roadsides, brush control, established conifer release, including Christmas trees and reforestation areas.**

<b>Treatment Site Method of Application</b>	<b>WHITEOUT 2,4-D (pt/acre)</b>	<b>Specific Use Directions</b>
Annual weeds  Biennial and perennial broadleaf weeds and susceptible woody plants	2 to 4 pt/acre  4 to 8 pt/acre	Apply when weeds are small and growing actively before the bud stage. Apply when, biennial and perennial species are in the seedling to rosette stage and before flower stalks appear. For difficult to control perennial broadleaf weeds and woody species, use up to 4 qt of WHITEOUT 2,4-D and 1 to 4 qts of 3 lb/gal Triclopyr herbicide per acre. For conifer release, make application in early spring before budbreak of conifers when weeds are small and actively growing.
Spot Treatment to control broadleaf weeds	See instructions for "Spot Treatment" under "Application Instructions"	Note: To control broadleaf weeds in small areas with a hand sprayer, use an application rate equivalent to the listed broadcast rate and spray to thoroughly wet all foliage. See rate conversion table and instructions for "Spot Treatment" and use of hand-held sprayer under "Application Instructions."
Conifer Release; species such as white pine, ponderosa pine, jack pine, red pine, black spruce, white spruce, red spruce, and balsam fir	3 to 6 pts/acre	To control competing hardwood species such as alder, aspen, birch, hazel, and willow, apply from mid to late summer when growth of conifer trees has hardened off and woody plants are still actively growing. Apply with ground or air equipment, using sufficient spray volume to ensure complete coverage. Because this treatment may cause occasional conifer injury, do not apply if such injury cannot be tolerated.

18  
20

**WHITEOUT™ 2,4-D**  
**EPA REG. NO. 34704-1032**

**Forestry Uses cont'd.:**

**Forest site preparation, forest roadsides, brush control, established conifer release, including Christmas trees and reforestation areas.**

Treatment Site Method of Application	WHITEOUT 2,4-D (pt/acre)	Specific Use Directions
Directed Spray; Conifer Plantations including pine	8 pts/100 gal	Apply when brush or weeds are actively growing by directing the spray so as to avoid contact with conifer foliage and injurious amounts of spray. Apply in water carrier in a spray volume of 10 to 100 gallons per acre.
Surface of Cut Stumps (May also be used in rangeland, pastures, and noncropland)	1.75 fl oz/gal of water	Apply as soon as possible after cutting trees. Thoroughly soak the entire stump with 2,4-D mixture including cut surface, bark and exposed roots.
Frill and Girdle (May also be used in rangeland, pastures, and noncropland)		Cut frills (overlapping V-shaped notches cut downward through the bark in a continuous ring around the base of the tree) using an axe or other suitable tool. Saturate the freshly cut frills with the 2,4-D mixture.
Tree Injection Application (May also be used in rangeland, pastures, and noncropland)	(1 to 2 ml per injection site)	To control and prevent resprouting of unwanted hardwood trees such as elm, hickory, oak, and sweetgum in forests and other non-crop areas, apply by injecting at a rate of 1 ml of undiluted WHITEOUT 2,4-D per inch of trunk diameter as measured at breast height (DBH), approximately 4 1/2 ft above the ground. Injection sites, however, should be as close to the root collar as possible and the injection bit must penetrate the inner bark. Applications may be made throughout the year, but for best results apply between May 15 and October 15. Maples should not be treated during the spring sap flow. For hard to control species such as ash, maple, and dogwood use 2 ml of undiluted WHITEOUT 2,4-D per injection site or double the number of 1 ml injections. Note: No Worker Protection Standard worker entry restrictions or worker notification requirements apply when this product is directly injected into agricultural plants.

**FOREST MANAGEMENT RESTRICTIONS:**

**Broadcast Application:**

- Do not make more than 1 application per year.
- Do not apply more than 8 pints per acre per application.

**Injection Application:**

- Do not make more than 1 application per year.
- Do not apply more than 2 ml per injection site.

19  
20

**WHITEOUT™ 2,4-D**  
**EPA REG. NO. 34704-1032**

WHITEOUT 2,4-D contains 0.46 pounds a.e. of 2,4-D per pint. When tank mixing with products that contain 2,4-D, do not exceed a combined total of 4.0 pounds of a.e. per acre per year.

**STORAGE AND DISPOSAL**

Do not contaminate water, food or feed by storage or disposal.

**PESTICIDE STORAGE:** Open dumping is prohibited. Do not store this product near fertilizers, seeds, insecticides or fungicides. Do not store near heat or open flame. Re-close all partially used containers by thoroughly tightening screw cap. Absorb any spill with suitable clay absorbent and dispose of as indicated under "Pesticide Disposal."

**PESTICIDE DISPOSAL:** Pesticide wastes are toxic. Improper disposal of excess pesticide, spray mixture or rinsate is a violation of Federal law and may contaminate groundwater. If these wastes cannot be disposed of by use according to label instructions, contact your State Pesticide or Environmental Control Agency, or the Hazardous Waste representative at the nearest EPA Regional Office for guidance.

**CONTAINER DISPOSAL: Nonrefillable container.** Do not reuse this container to hold materials other than pesticides or dilute pesticides (rinsate). After emptying and cleaning, it may be allowable to temporarily hold rinsate or other pesticide-related materials in the container. Contact your state regulatory agency to determine allowable practices in your state. Once cleaned, some agricultural plastic pesticide containers can be taken to a container collection site or picked up for recycling. To find the nearest site, contact your chemical dealer or manufacturer, or contact The Agricultural Container Recycling Council (ACRC) at [www.acrecycle.org](http://www.acrecycle.org). If not recycled, then puncture and dispose of in a sanitary landfill, or incineration, or if allowed by state and local authorities, by burning. If burned, stay out of smoke.

Triple rinse or pressure rinse container (or equivalent) promptly after emptying.

**For packages up to 5 gallons: Triple rinse as follows:** Empty the remaining contents into application equipment or a mix tank and drain for 10 seconds after the flow begins to drip. Fill the container ¼ full with water and recap. Shake for 10 seconds. Pour rinsate into application equipment or a mix tank or store rinsate for later use or disposal. Drain for 10 seconds after the flow begins to drip. Repeat this procedure two more times. **Pressure rinse as follows:** Empty the remaining contents into application equipment or a mix tank and continue to drain for 10 seconds after the flow begins to drip. Hold container upside down over application equipment or mix tank or collect rinsate for later use or disposal. Insert pressure rinsing nozzle in the side of the container, and rinse at about 40 PSI for at least 30 seconds. Drain for 10 seconds after the flow begins to drip.

**For packages greater than 5 gallons and less than 56 gallons: Triple rinse as follows:** Empty the remaining contents into application equipment or a mix tank. Fill the container ¼ full with water. Replace and tighten closures. Tip container on its side and roll it back and forth, ensuring at least one complete revolution, for 30 seconds. Stand the container on its end and tip it back and forth several times. Turn the container over onto its other end and tip it back and forth several times. Empty the rinsate into application equipment or a mix tank or store rinsate for later use or disposal. Repeat this procedure two more times.

**Pressure rinse as follows:** Empty the remaining contents into application equipment or a mix tank and continue to drain for 10 seconds after the flow begins to drip. Hold container upside down over application equipment or mix tank or collect rinsate for later use or disposal. Insert pressure rinsing nozzle in the side of the container, and rinse at about 40 PSI for at least 30 seconds. Drain for 10 seconds after the flow begins to drip.

**For packages greater than 56 gallons:** To clean the container before final disposal, empty the remaining contents from this container into application equipment or mix tank. Fill the container about 10 percent full with water. Agitate vigorously or recirculate water with the pump for 2 minutes. Pour or pump rinsate into application equipment or rinsate collection system. Repeat this rinsing procedure two more times.

**For refillable containers:** Refill this container with pesticide only. Do not reuse this container for any other purpose. Cleaning the container before final disposal is the responsibility of the person disposing of the container. Cleaning before refilling is the responsibility of the refiller. To clean the container before final disposal, empty the remaining contents from this container into application equipment or mix tank. Fill the container about 10 percent full with water. Agitate vigorously or recirculate water with the pump for 2 minutes. Pour or pump rinsate into application equipment or rinsate collection system. Repeat this rinsing procedure two more times.

**For help with any spill, leak, fire or exposure involving this material, call day or night CHEMTREC - 1-800-424-9300.**

20  
20

**WHITEOUT™ 2,4-D  
EPA REG. NO. 34704-1032**

**CONDITIONS OF SALE AND LIMITATION OF WARRANTY AND LIABILITY**

BEFORE BUYING OR USING THIS PRODUCT, read the entire Directions for Use and the following Conditions of Sale and Limitation of Warranty and Liability. By buying or using this product, the buyer or user accepts the following Conditions of Sale and Limitation of Warranty and Liability, which no employee or agent of LOVELAND PRODUCTS, INC. or the seller is authorized to vary in any way.

Follow the Directions for Use of this product carefully. It is impossible to eliminate all risks inherently associated with the use of this product. Crop or other plant injury, ineffectiveness, or other unintended consequences may result from such risks as weather or crop conditions, mixture with other chemicals not specifically identified in this product's label, or use of this product contrary to the label instructions, all of which are beyond the control of LOVELAND PRODUCTS, INC. and the seller. The buyer or user of this product assumes all such inherent risks.


Subject to the foregoing inherent risks, LOVELAND PRODUCTS, INC. warrants that this product conforms to the chemical description on the label and is reasonably fit for the purposes stated in the Directions for Use when the product is used in strict accordance with such Directions for Use under normal conditions of use. EXCEPT AS WARRANTED IN THIS LABEL AND TO THE EXTENT CONSISTENT WITH APPLICABLE LAW, THIS PRODUCT IS SOLD "AS IS," AND LOVELAND PRODUCTS, INC. MAKES NO OTHER WARRANTY, EXPRESS OR IMPLIED, INCLUDING BUT NOT LIMITED TO MERCHANTABILITY, FITNESS FOR A PARTICULAR PURPOSE, OR ELIGIBILITY OF THIS PRODUCT FOR ANY PARTICULAR TRADE USAGE.

IN THE UNLIKELY EVENT THAT BUYER OR USER BELIEVES THAT LOVELAND PRODUCTS, INC. HAS BREACHED A WARRANTY CONTAINED IN THIS LABEL AND TO THE EXTENT REQUIRED BY APPLICABLE LAW, BUYER OR USER MUST SEND WRITTEN NOTICE OF ITS CLAIM TO THE FOLLOWING ADDRESS: LOVELAND PRODUCTS, INC., ATTENTION: LAW DEPARTMENT, P.O. BOX 1286, GREELEY, CO 80632-1286.

TO THE EXTENT CONSISTENT WITH APPLICABLE LAW, THE BUYER'S OR USER'S EXCLUSIVE REMEDY FOR ANY INJURY, LOSS, OR DAMAGE RESULTING FROM THE HANDLING OR USE OF THIS PRODUCT, INCLUDING BUT NOT LIMITED TO CLAIMS OF BREACH OF WARRANTY OR CONTRACT, NEGLIGENCE, STRICT LIABILITY, OR OTHER TORTS, SHALL BE LIMITED TO ONE OF THE FOLLOWING, AT THE ELECTION OF LOVELAND PRODUCTS, INC. OR THE SELLER: DIRECT DAMAGES NOT EXCEEDING THE PURCHASE PRICE OF THE PRODUCT OR REPLACEMENT OF THE PRODUCT. TO THE EXTENT CONSISTENT WITH APPLICABLE LAW, LOVELAND PRODUCTS, INC. AND THE SELLER SHALL NOT BE LIABLE TO THE BUYER OR USER OF THIS PRODUCT FOR ANY CONSEQUENTIAL, SPECIAL, OR INDIRECT DAMAGES, OR DAMAGES IN THE NATURE OF A PENALTY.

Whiteout is a trademark of Loveland Products, Inc.

**FORMULATED FOR**



**P.O. BOX 1286, GREELEY, COLORADO 8062-1286**