

34704-924

7/30/2013

1/21



UNITED STATES ENVIRONMENTAL PROTECTION AGENCY
WASHINGTON, D.C. 20460

OFFICE OF CHEMICAL SAFETY
AND POLLUTION PREVENTION

July 30, 2013

Loveland Products Inc.
P.O. Box 1286
Greeley, CO 80632
Attn: Premjit Halarnkar

Subject: Notification: Minor label change – Deletion of “a minimum of” before 100 gal from the foliar application sections, consistent with the provisions of PR Notice 98-10.

Product name: **Rampart Fungicide**
EPA Reg. No: **34704-924**
Your Submission dated June 28, 2013.

Dear Mr. Halarnkar:

The Biopesticides and Pollution Prevention Division is in receipt of your application for Notification under Pesticide Registration Notice (PRN) 98-10 dated above. A screen of this request has been conducted for its applicability under PRN 98-10, and it has been determined that the action requested falls within the scope of this Notice. Our records have been duly noted, and the label submitted with this application has been stamped “Notification Accepted” and will be placed accordingly in our records.

Three (3) copies of final printed labeling must be submitted to the Agency before your product as modified, may be sold or distributed [PR Notice 82-2 and 40 CFR 156.10(a) (6)].

If you have any questions regarding this action, you may contact Mr. Sylvester George at (703) 603-0688 or via e-mail at george.sylvester@epa.gov.

Sincerely,

Linda A. Hollis

Linda A. Hollis, Chief
Biochemical Pesticide Branch
Biopesticides and Pollution
Prevention Division (7511P)

2/21

Please read instructions on reverse before completing form.

Form Approved, OMB No. 2070-0060

EPA United States Environmental Protection Agency Washington, DC 20460	<input type="checkbox"/> Registration <input type="checkbox"/> Amendment <input checked="" type="checkbox"/> Other	OPP Identifier Number
---	--	-----------------------

Application for Pesticide - Section I

1. Company/Product Number 34704-924	2. EPA Product Manager Linda Hollis	3. Proposed Classification <input checked="" type="checkbox"/> None <input type="checkbox"/> Restricted
4. Company/Product (Name) RAMPART FUNGICIDE	PM# 91	
5. Name and Address of Applicant (Include ZIP Code) Loveland Products Inc. P.O. Box 1286 Greeley, CO 80632-1286 <input type="checkbox"/> Check if this is a new address	6. Expedited Review. In accordance with FIFRA Section 3(c)(3)(b)(i), my product is similar or identical in composition and labeling to: EPA Reg. No. 68573-2 Product Name Fosphite Fungicide	

Section - II

<input type="checkbox"/> Amendment - Explain below.	<input type="checkbox"/> Final printed labels in response to
<input type="checkbox"/> Resubmission in response to Agency letter dated _____	<input type="checkbox"/> "Me Too" Application. Agency letter dated _____
<input checked="" type="checkbox"/> Notification - Explain below.	<input type="checkbox"/> Other - Explain below.

Explanation: Use additional page(s) if necessary. (For Section I and Section II.)

Minor Label Revision.	Notification Accepted Date: 7/30/2013 Reviewer: Sylvester George
-----------------------	---


Section - III

1. Material This Product Will Be Packaged In:				2. Type of Container	
Child Resistant Packaging <input type="checkbox"/> Yes* <input checked="" type="checkbox"/> No	Unit Packaging <input type="checkbox"/> Yes* <input checked="" type="checkbox"/> No	Water Soluble Packaging <input type="checkbox"/> Yes* <input checked="" type="checkbox"/> No			
* Certification must be submitted		If "Yes" Package wgt N/A	No. per container N/A	<input type="checkbox"/> Metal <input checked="" type="checkbox"/> Plastic <input type="checkbox"/> Glass <input type="checkbox"/> Paper <input type="checkbox"/> Other (Specify) _____	
3. Location of Net Contents Information <input checked="" type="checkbox"/> Label <input type="checkbox"/> Container		4. Size(s) Retail Container 2.5 GAL, 30 GAL, 250 GAL		5. Location of Label Directions <input checked="" type="checkbox"/> On Label <input type="checkbox"/> On Label accompanying product.	
6. Manner in Which Label is Affixed to Product			<input type="checkbox"/> Lithograph <input checked="" type="checkbox"/> Other <input type="checkbox"/> Paper glued <input type="checkbox"/> Stenciled Self-Adhesive		

Section - IV

1. Contact Point (Complete items directly below for identification of individual to be contacted, if necessary, to process this application.)		
Name Premjit Halarnkar, Ph.D., MPA premjithalarnkar@cpsagu.com	Title Manager of Registrations	Telephone No. (Include Area Code) (970) 685-3579

Certification

I certify that the statements I have made on this form and all attachments thereto are true, accurate and complete. I acknowledge that any knowingly false or misleading statements may be punishable by fine or imprisonment or both under applicable law.		6. Date Application Received (Stamped)
2. Signature 	3. Title Manager of Registrations	
4. Typed Name Premjit Halarnkar, Ph.D., MPA premjithalarnkar@cpsagu.com	5. Date 6/28/2013	



June 28, 2013

Ms. Linda Hollis
Biopesticides and Pollution Prevention Division
Office of Pesticide Programs (7504C)
U.S. Environmental Protection Agency
Room S4900, One Potomac Yard
2777 S Crystal Drive
Arlington, VA 22202

**Subject: Rampart Fungicide (EPA Reg. No. 34704-924)
Submission of Revised Label – Minor Change**

Dear Ms. Hollis:

Loveland Products is submitting a revised label for Rampart Fungicide (EPA Reg. No. 34704-924) as a notification. This product is a 100% repack of Fosphite Fungicide (EPA Reg. No. 68573-2). **A minor correction regarding the amount of water dilution used for foliar application was done so our label will match the Fosphite Fungicide label. We deleted ‘a mimimum of’ before 100 gal from the foliar application sections.**

Enclosed, please find the following documents:

- 1. Form 8570-1 Application for Registration
- 2. Two (2) copies of the label

This notification is consistent with the provisions of PR Notice 98-10 and EPA regulations at 40 CFR 152.46, and no other changes have been made to the labeling or the confidential statement of formula of this product. I understand that it is a violation of 18 U.S.C. Sec. 1001 to willfully make any false statement to EPA. I further understand that if this notification is not consistent with the terms of PR Notice 98-10 and 40 CFR 152.46, this product may be in violation of FIFRA and I may be subject to enforcement action and penalties under sections 12 and 14 of FIFRA.

If you have any questions, please contact me at (970) 685-3579 or by email: premjit.halarnkar@cpsagu.com

Sincerely,

Premjit Halarnkar, Ph.D., MPA
Registration Manager

5/21

RAMPART® FUNGICIDE
EPA REG. NO. 34704-924

PRECAUTIONARY STATEMENTS
HAZARDS TO HUMANS AND DOMESTIC ANIMALS

CAUTION: Causes moderate eye irritation. Avoid contact with eyes or clothing. Wash thoroughly with soap and water after handling and before eating, drinking, chewing gum, using tobacco, or using the toilet.

PERSONAL PROTECTIVE EQUIPMENT (PPE)

Applicators and other handlers must wear:

- Long-sleeved shirt and long pants,
- Chemical resistant gloves,
- Shoes plus socks and
- Protective eyewear.

Follow manufacturer's instructions for cleaning/maintaining personal protective equipment (PPE). If no such instructions for washables, use detergent and hot water. Keep and wash PPE separately from other laundry.

When handlers use closed systems, enclosed cabs, or aircraft in a manner that meets the requirements listed in the Worker Protection Standard (WPS) for agricultural pesticides [40 CFR 170.240 (d) (4-6)], the handler PPE requirements may be reduced or modified as specified in the WPS.

USER SAFETY INSTRUCTIONS

Users should:

- Remove clothing/PPE immediately if pesticide gets inside. Then wash thoroughly and put on clean clothing.
- Remove PPE immediately after handling this product. As soon as possible, wash thoroughly and change into clean clothing.

ENVIRONMENTAL HAZARDS

For terrestrial uses: Do not apply directly to water, to areas where surface water is present or to intertidal areas below the mean high water mark. Do not contaminate water when disposing of equipment washwaters or rinsate.

PHYSICAL AND CHEMICAL HAZARDS

For help with any spill, leak, fire or exposure involving this material, call day or night CHEMTREC - 1-800-424-9300.

DIRECTIONS FOR USE

It is a violation of Federal law to use this product in a manner inconsistent with its labeling. Read entire label before using this product. Do not apply this product in a way that will contact workers or other persons, either directly or through drift. Only protected handlers may be in the area during application. For any requirements specific to your State or Tribe, consult the State or Tribal agency responsible for pesticide regulation.

AGRICULTURAL USE REQUIREMENTS

Use this product only in accordance with its labeling and with the Worker Protection Standard, 40 CFR part 170. This Standard contains requirements for the protection of agricultural workers on farms, forests, nurseries, and greenhouses, and handlers of agricultural pesticides. It contains requirements for training, decontamination, notification, and emergency assistance. It also contains specific instructions and exceptions pertaining to the statements on this label about personal protective equipment (PPE) and restricted-entry interval. The requirements in this box only apply to uses of this product that are covered by the Workers Protection Standard.

Do not enter or allow worker entry into treated areas during the restricted entry interval (REI) of 4 hours.

PPE required for early entry to treated areas that is permitted under the Worker Protection Standard and that involves contact with anything that has been treated such as plants, soil, or water, is:

- Coveralls over long-sleeved shirt and long pants,
- Socks, shoes,
- Chemical resistant gloves,
- Protective eyewear.

NON-AGRICULTURAL USE REQUIREMENTS

The requirements of this box apply to uses of this product that are NOT within the scope of the Worker Protection Standard for agricultural pesticides (40 CFR Part 170). The WPS applies when this product is used to produce agricultural plants on farms, forests, nurseries, or greenhouses.

Do not enter treated areas without protective clothing until sprays have dried.

6/21

**RAMPART® FUNGICIDE
EPA REG. NO. 34704-924**

GENERAL APPLICATION INSTRUCTIONS

Apply Rampart® Fungicide by various application methods, including foliar sprays, trunk injection, soil drench, soil incorporation, and bare root dip. For foliar sprays, apply Rampart Fungicide with sufficient water for adequate coverage of foliage, according to crop and growth stage. To insure good coverage, spray to wet.

**GENERAL APPLICATION INSTRUCTIONS
(TRUNK INJECTION ONLY)**

Rampart Fungicide is a systemic fungicide for the prevention and treatment of Downy mildew, Sudden oak death (*Phytophthora ramorum*), root rots (*Phytophthora* spp.), *Pythium* and various other disease of agricultural trees, indoor and outdoor ornamentals, forestry applications including domestic trees, conifers, pines and oaks. This product may be applied up to the day of harvest.

MIXING INSTRUCTIONS

1. Fill the spray tank with 1/2 of the required volume of water.
2. Add Rampart Fungicide slowly to the tank and agitate by hydraulic or mechanical means.
3. Continue to fill the tank with water to the desired volume while agitating.
4. Continue agitation when applying.

For 1.0 gallon (3.785 liters) container sizes: this package can treat up to 34,848 square feet at the maximum treatment rate.
 For 2.5 gallons (9.463 liters) container sizes: this package can treat up to 2 acres at the maximum treatment rate.
 For 5.0 gallons (18.925 liters) container sizes: this package can treat up to 4 acres at the maximum treatment rate.

LOW VOLUME AND ULTRA-LOW VOLUME APPLICATIONS

Label rates are written for conventional application equipment. For LV/ULV equipment, use per acre rate of Rampart Fungicide and adjust amount of water to equipment needs. Always conduct a phytotoxicity test on a small area before applying to a large area in order to assess any potential risk to plants.

COMPATIBILITY

Mixing Rampart Fungicide with certain surfactants, foliar fertilizers or other pesticides may cause crop injury. Rampart Fungicide is a slightly acidic buffer solution. Avoid mixing Rampart Fungicide with strongly acidic or alkaline materials. Do not tank mix without first testing the mixture's compatibility nor apply it without assessing its safety to the crop (phytotoxicity). It is not possible to test all material combinations and environmental tank mix combinations. Always conduct a test with the intended tank mix on a small area prior to any large scale applications. To determine if a combination is phytotoxic to a specific crop, spray a small area of foliage and fruit, and then evaluate 3 to 7 days later for visual symptoms.

Test the compatibility of spray adjuvants (i.e. stickers, spreaders, wetting agents) with Rampart Fungicide before use. Do not use acidifying type compatibility agents.

To determine the compatibility of Rampart Fungicide with other products, use a jar compatibility test. Add the correct proportions of each product and the appropriate quantity of water to clean container, thoroughly mix, then let stand for 3 to 5 minutes. If the mixture remains in solution or can be remixed readily, the products are considered compatible.

Compatibility (Trunk Injection Only): Use only Rampart Fungicide alone when used as a trunk injection. To avoid undesirable phytotoxicity, do not apply Rampart Fungicide to trees treated with other pesticides or copper based compounds at intervals less than 20 days, unless instructed to do so by your consultant.

**CHEMIGATION
APPLICATIONS THROUGH SPRINKLER AND DRIP IRRIGATION SYSTEMS**

Apply this product through microjet, drip, solid set and center pivot sprinkler irrigation systems. Do not apply this product through any other type of irrigation system.

Preparation of Injection Equipment: Remove scale, pesticide residues and other foreign matter from the chemical tank and entire injector system. Flush with clean water.

Application Instructions: Fill tank with 1/2 to 3/4 of desired amount of water. Start mechanical or hydraulic agitation. Add the required amount of Rampart Fungicide, then the remaining volume of water. Set sprinkler to deliver 0.1 to 0.3 inch of water per acre. Start sprinkler and uniformly inject the solution of Rampart Fungicide into the irrigation water line so as to deliver the desired rate per acre. Inject the Rampart Fungicide solution with a positive displacement pump into the main line ahead of a right angle turn to insure adequate mixing. For other questions about calibration, contact State Extension Service specialists, equipment manufacturers or other experts.

Note: For microjet and drip irrigation systems: Avoid further irrigation of the treated area for 24 to 48 hours after treatment with Rampart Fungicide has been completed. For solid set and center pivot irrigation systems: Avoid further irrigation of the Rampart Fungicide treated area until after the foliage has completely dried. This will help to prevent washing the chemical off the crop.

7/24

RAMPART® FUNGICIDE
EPA REG. NO. 34704-924

GENERAL PRECAUTIONS FOR APPLICATIONS THROUGH SPRINKLER AND DRIP IRRIGATION SYSTEMS

The system must contain a functional check valve, vacuum relief valve, and low pressure drain appropriately located on the irrigation pipeline to prevent water source contamination from back flow. The pesticide injection pipeline must contain a functional, automatic, quick-closing check valve to prevent the flow of fluid back toward the injection pump. The pesticide injection pipeline must also contain a functional, normally closed, solenoid-operated valve located on the intake side of the injection pump and connected to the system interlock to prevent fluid from being withdrawn from the supply tank when the irrigation system is either automatically or manually shut down. The system must contain functional interlocking controls to automatically shut off the pesticide injection pump when the water pump motor stops. The irrigation line or water pump must include a functional pressure switch which will stop the water pump motor when the water pressure decreases to the point where pesticide distribution is adversely affected. Systems must use a metering pump, such as a positive displacement injection pump (e.g., diaphragm pump) effectively designed and constructed of materials that are compatible with pesticides and capable of being fitted with a system interlock. Do not apply when wind speed favors drift beyond the area intended for treatment.

Maintain continuous agitation in mix tank during mixing and application to assure uniformity solution. Do not apply when wind speed favors drift, when system connection or fittings leak, when nozzles do not provide uniform distribution, or when lines containing the product must be dismantled or drained. Crop injury, lack of effectiveness, or illegal pesticide residues in the crop may result from non-uniform distribution of chemigation water.

Allow sufficient time for pesticide to be flushed through all lines and all nozzles before turning off irrigation water. A person knowledgeable of the chemigation system and responsible for its operation shall shut down and adjust the system as needed.

Do not connect an irrigation system (including greenhouse system) used for pesticide application to a public water system unless the label-prescribed safety devices for public water supplies are in place.

GENERAL INSTRUCTIONS FOR APPLICATIONS
FOOD CROPS

Rampart Fungicide is used for control of Downy mildew, Powdery mildew, *Erwinia amylovora*, *Pythium*, *Fusarium*, *Rhizoctonia* and *Phytophthora* disease (such as Purple blotch, Late blight, Blue mold, Soft rot, Root rot, Brown rot, Foot rot, Crown/Collar rot, Canker, Fruit/Foliar rot, Fire blight, Heart rot, Pink rot, Pythium leak, Red stele, Leather rot, etc.) of agronomic crops. (See specific crop groupings for additional diseases.) This product may be applied up to the day of harvest.

Rampart Fungicide is applied to plants including:

Berry Crop Grouping: Blackberry (including Bingberry, Black satin berry, Boysenberry, Cherokee blackberry, Chesterberry, Cheyenne blackberry, Coryberry, Darrowberry, Dewberry, Dirksen thornless berry, Himalayaberry, Hullberry, Lavacaberry, Lowberry, Lucretiaberry, Mammoth blackberry, Marionberry, Nectarberry, Olallieberry, Oregon evergreen berry, Phenomenaberry, Rangeberry, Ravenberry, Rossberry, Shawnee blackberry, Youngberry, and varieties and/or hybrids of these), Blueberry, Cane berries, Cranberry, Currant, Elderberry, Gooseberry, Huckleberry, Loganberry, Raspberry (black and red) and Strawberry.

Make applications prior to disease development in conjunction with good cultural management practices. Use the higher rate when disease pressure is severe. Use rates and frequency are designed to prevent plant injury. If more frequent applications are necessary for disease control, consult a crop expert and follow their instructions. Do not exceed the highest rate per application. Do not apply at less than 3-day intervals. Do not apply to plants that are dormant or heat or moisture stressed. To avoid undesirable copper phytotoxicity, do not apply Rampart Fungicide foliarly to plants treated with copper based compounds at less than 20-day intervals unless instructed to do so by your consultant. Allow foliage to completely dry after application. Do not apply when conditions favor wet tissue for prolonged periods (>4 hours).

Disease	Application Method	Rate	Application Program
<i>Phytophthora</i> <i>Pythium</i> <i>Fusarium</i> + <i>Rhizoctonia</i> +	Foliar	1.0 to 3.0 qt in 100 gal of water/A (3.0 to 8.0 L in 1000 L of water/ha)	Disease Prevention Program*: Apply lower rate at 2- to 4-week intervals after plants become established. Do not apply Rampart Fungicide at intervals less than 3 days. Disease Control Program: Apply higher rate at 2- to 3-week intervals until control is reached. Consult with Farm Advisor or crop expert to determine disease severity. Do not apply Rampart Fungicide at intervals less than 3 days.
	or		
	Aerial Application	1.0 to 3.0 qt in a minimum of 10.0 gal of water/A (3.0 to 8.0 L in a minimum of 100 L of water/ha)	
	Root Dip	2.0 qt/100 gal of water, 2/3 fl oz/gal of water (5.0 L/1000 L of water)	Apply as pre-plant dip to the roots for 15 to 30 minutes. Plant within 24 hours after dipping.

RAMPART® FUNGICIDE
EPA REG. NO. 34704-924

Disease	Application Method	Rate	Application Program
<i>Phytophthora</i> <i>Pythium</i> <i>Fusarium</i> + <i>Rhizoctonia</i> + cont'd.:	Irrigation	Overhead: 2.0 to 4.0 qt in at least 100 gal of water (10.0 L in at least 1000 L of water) Drip: 2.0 to 3.0 qt in at least 100 gal of water (5.0 to 7.0 L in at least 1000 L of water)	Apply with normal irrigation schedule. Follow Disease Prevention Program or Disease Control Program as stated above. Do not apply Rampart Fungicide at intervals less than 3 days.
Downy mildew Powdery mildew+	Foliar or Aerial Application	1.0 to 3.0 qt in 100 gal of water/A (3.0 to 8.0 L in 1000 L of water/ha) 1.0 to 3.0 qt in a minimum of 10.0 gal of water/A (3.0 to 8.0 L in a minimum of 100 L of water/ha)	Apply at 2- to 3-week intervals. Follow Disease Prevention Program or Disease Control Program as stated above. Do not apply Rampart Fungicide at intervals less than 3 days.

* Check with your local Extension Agent if you are unsure these conditions exist

+ Except CA

Brassica Crop Grouping: Broccoli (all types), Brussels sprouts, Cabbage (all types), Cauliflower, Cavalo broccoli, Collards, Kale, Kohlrabi, Mizuna, Mustard greens, Mustard spinach and Rape greens.

Make applications prior to disease development in conjunction with good cultural management practices. Use the higher rate when disease pressure is severe. Use rates and frequency are designed to prevent plant injury. If more frequent applications are necessary for disease control, consult a crop expert and follow their instructions. Do not exceed the highest rate per application. Do not apply at less than 3-day intervals. Do not apply to plants that are dormant or heat or moisture stressed. To avoid undesirable copper phytotoxicity, do not apply Rampart Fungicide foliarly to plants treated with copper based compounds at less than 20-day intervals unless instructed to do so by your consultant. Allow foliage to completely dry after application. Do not apply when conditions favor wet tissue for prolonged periods (>4 hours).

Disease	Application Method	Rate	Application Program
<i>Phytophthora</i> <i>Pythium</i> <i>Fusarium</i> + <i>Rhizoctonia</i> +	Foliar or Aerial Application	1.0 to 3.0 qt in 100 gal of water/A (3.0 to 8.0 L in 1000 L of water/ha) 1.0 to 3.0 qt in a minimum of 10.0 gal of water/A (3.0 to 8.0 L in a minimum of 100 L of water/ha)	Disease Prevention Program* : Apply lower rate at 2- to 4-week intervals after plants become established. Do not apply Rampart Fungicide at intervals less than 3 days. Disease Control Program : Apply higher rate at 2- to 3-week intervals until control is reached. Consult with Farm Advisor or crop expert to determine disease severity. Do not apply Rampart Fungicide at intervals less than 3 days.
	Root Dip	1.0 qt/100 gal of water, 1/3 fl oz/gal of water (2.5 L/1000 L of water)	Apply as pre-plant dip immediately prior to planting. (100 gal is intended to treat the number of slips required to plant 1 A.)
	Irrigation	Overhead: 2.0 to 4.0 qt in at least 100 gal of water (5.0 to 10.0 L in at least 1000 L of water) Drip: 2.0 to 3.0 qt in at least 100 gal of water (5.0 to 7.0 L in at least 1000 L of water)	Apply with normal irrigation schedule. Follow Disease Prevention Program or Disease Control Program as stated above. Do not apply Rampart Fungicide at intervals less than 3 days.

Table cont'd. next page

9/21

RAMPART® FUNGICIDE
EPA REG. NO. 34704-924

Disease	Application Method	Rate	Application Program
Downy mildew Powdery mildew+	Foliar	1.0 to 3.0 qt in 100 gal of water/A (3.0 to 8.0 L in 1000 L of water/ha)	Apply at 2- to 3-week intervals. Follow Disease Prevention Program or Disease Control Program as stated above. Do not apply Rampart Fungicide at intervals less than 3 days.
	or Aerial Application	1.0 to 3.0 qt in a minimum of 10.0 gal of water/A (3.0 to 8.0 L in a minimum of 100 L of water/ha)	

* Check with your local Extension Agent if you are unsure these conditions exist.
 + Except CA

Cereal Grains, Forage and Fiber Crop Grouping: Alfalfa, Barley, Buckwheat, Canola, Clover (all types), Corn (all types), Cotton, Hay, Kudzu, Lespedeza, Lupin, Millet, Oats, Popcorn, Rice, Rye, Safflower, Sainfoin, Sorghum, Sunflower, Teosinte, Trefoil, Triticale, Vetch, Wheat and Wild rice.

Make applications prior to disease development in conjunction with good cultural management practices. Use the higher rate when disease pressure is severe. Use rates and frequency are designed to prevent plant injury. If more frequent applications are necessary for disease control, consult a crop expert and follow their instructions. Do not exceed the highest rate per application. Do not apply at less than 3-day intervals. Do not apply to plants that are dormant or heat or moisture stressed. To avoid undesirable copper phytotoxicity, do not apply Rampart Fungicide foliarly to plants treated with copper based compounds at less than 20-day intervals unless instructed to do so by your consultant. Allow foliage to completely dry after application. Do not apply when conditions favor wet tissue for prolonged periods (>4 hours).

Disease	Application Method	Rate	Application Program
<i>Phytophthora</i> <i>Pythium</i> <i>Fusarium</i> + <i>Rhizoctonia</i> +	Foliar	1.0 to 3.0 qt in 100 gal of water/A (3.0 to 8.0 L in 1000 L of water/ha)	Disease Prevention Program* : Apply lower rate at 2- to 4-week intervals after plants become established. Do not apply Rampart Fungicide at intervals less than 3 days. Disease Control Program : Apply higher rate at 2- to 3-week intervals until control is reached. Consult with Farm Advisor or crop expert to determine disease severity. Do not apply Rampart Fungicide at intervals less than 3 days.
	or Aerial Application	1.0 to 3.0 qt in a minimum of 10.0 gal of water/A (3.0 to 8.0 L in a minimum of 100 L of water/ha)	
	Irrigation	Overhead: 2.0 to 4.0 qt in at least 100 gal of water (5.0 to 10.0 L in at least 1000 L of water) Drip: 2.0 to 3.0 qt in at least 100 gal of water (5.0 to 7.0 L in at least 1000 L of water)	Apply with normal irrigation schedule. Follow Disease Prevention Program or Disease Control Program as stated above. Do not apply Rampart Fungicide at intervals less than 3 days.
Downy Mildew	Foliar	1.0 to 3.0 qt in 100 gal of water/A (3.0 to 8.0 L in 1000 L of water/ha)	Apply at 2- to 3-week intervals. Follow Disease Prevention Program or Disease Control Program as stated above. Do not apply Rampart Fungicide at intervals less than 3 days.
	or Aerial Application	1.0 to 3.0 qt in a minimum of 10 gal of water/A (3.0 to 8.0 L in a minimum of 100 L of water/ha)	

* Check with your local Extension Agent if you are unsure these conditions exist.
 + Except CA

10/21

RAMPART® FUNGICIDE
EPA REG. NO. 34704-924

Citrus Crop Grouping (Bearing and Non-Bearing) including Avocado: Avocado, Calamondin, Citrus hybrids, Grapefruit, Kumquat, Lemon, Lime, Mandarin, Orange (all types), Pummelo and Satsuma madarin.

Make applications prior to disease development in conjunction with good cultural management practices. Use the higher rate when disease pressure is severe. Use rates and frequency are designed to prevent plant injury. If more frequent applications are necessary for disease control, consult a crop expert and follow their instructions. Do not exceed the highest rate per application. Do not apply at less than 3-day intervals. Do not apply to plants that are dormant or heat or moisture stressed. To avoid undesirable copper phytotoxicity, do not apply Rampart Fungicide foliarly to plants treated with copper based compounds at less than 20-day intervals unless instructed to do so by your consultant. Allow foliage to completely dry after application. Do not apply when conditions favor wet tissue for prolonged periods (>4 hours).

Disease	Application Method	Rate	Application Program
<i>Phytophthora</i> <i>Pythium</i> <i>Fusarium</i> + <i>Rhizoctonia</i> +	Foliar	1.0 to 3.0 qt in 100 gal of water/A (3.0 to 8.0 L in 1000 L of water/ha)	Disease Prevention Program* : Apply lower rate at 2- to 4-week intervals after plants become established. Do not apply Rampart Fungicide at intervals less than 3 days. Disease Control Program : Apply higher rate at 2- to 3-week intervals until control is reached. Consult with Farm Advisor or crop expert to determine disease severity. Do not apply Rampart Fungicide at intervals less than 3 days.
	or Aerial Application	1.0 to 3.0 qt in a minimum of 10.0 gal of water/A (3.0 to 8.0 L in a minimum of 100 L of water/ha)	
	Root Dip	2.0 qt/100 gal of water, 2/3 fl oz/gal of water (5.0 L/1000 L of water)	Apply as pre-plant dip to the roots for 15 to 30 minutes. Plant within 24 hours after dipping.
	Irrigation	Overhead: 2.0 to 4.0 qt in at least 100 gal of water (5.0 to 10.0 L in at least 1000 L of water) Drip: 2.0 to 3.0 qt in at least 100 gal of water (5.0 to 7.0 L in at least 1000 L of water)	Apply with normal irrigation schedule. Follow Disease Prevention Program or Disease Control Program as stated above. Do not apply Rampart Fungicide at intervals less than 3 days.
	Trunk Injection	3.0 tsp/lin yd of canopy width or 2 in of trunk diameter at breast ht (DBH) (15.0 mL/lin meter of canopy width or 5 cm DBH). Inject directly into tree.	Apply according to injection equipment instructions. Adjust rate based on injection equipment suggestions for specific applications. Repeat 2 to 4 times a year until control is reached.
Downy mildew+	Foliar or Aerial Application	1.0 to 3.0 qt in a minimum of 100 gal of water/A (5.0 to 7.0 L in a minimum of 1000 L of water/ha) 1.0 to 3.0 qt in a minimum of 10.0 gal of water/A (5.0 to 7.0 L in a minimum of 100 L of water/ha)	Apply at 2- to 3-week intervals. Follow Disease Prevention Program or Disease Control Program as stated above. Do not apply Rampart Fungicide at intervals less than 3 days.

* Check with your local Extension Agent if you are unsure these conditions exist.
 + Except CA

Cucurbit Crop Grouping: Chayote, Chinese waxgourd, Citron melon, Cucumber (all types), Gherkin, Gourd, Muskmelon, Pumpkin, Squash (summer and winter) and Watermelon.

Make applications prior to disease development in conjunction with good cultural management practices. Use the higher rate when disease pressure is severe. Use rates and frequency are designed to prevent plant injury. If more frequent applications are necessary for disease control, consult a crop expert and follow their instructions. Do not exceed the highest rate per application. Do not apply at less

11/21

RAMPART® FUNGICIDE
EPA REG. NO. 34704-924

than 3-day intervals. Do not apply to plants that are dormant or heat or moisture stressed. To avoid undesirable copper phytotoxicity, do not apply Rampart Fungicide foliarly to plants treated with copper based compounds at less than 20-day intervals unless instructed to do so by your consultant. Allow foliage to completely dry after application. Do not apply when conditions favor wet tissue for prolonged periods (>4 hours).

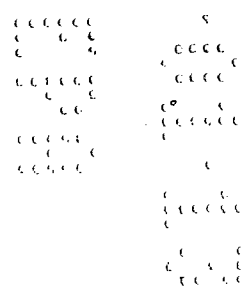
Disease	Application Method	Rate	Application Program
<i>Phytophthora</i> <i>Pythium</i> <i>Fusarium</i> + <i>Rhizoctonia</i> +	Foliar	1.0 to 3.0 qt in 100 gal of water/A (3.0 to 8.0 L in 1000 L of water/ha)	Disease Prevention Program* : Apply lower rate at 2- to 4-week intervals after plants become established. Do not apply Rampart Fungicide at intervals less than 3 days. Disease Control Program : Apply higher rate at 2- to 3-week intervals until control is reached. Consult with Farm Advisor or crop expert to determine disease severity. Do not apply Rampart Fungicide at intervals less than 3 days.
	or Aerial Application	1.0 to 3.0 qt in a minimum of 10.0 gal of water/A (3.0 to 8.0 L in a minimum of 100 L of water/ha)	
	Irrigation	Overhead: 2.0 to 4.0 qt in at least 100 gal of water (5.0 to 10.0 L in at least 1000 L of water) Drip: 2.0 to 3.0 qt in at least 100 gal of water (5.0 to 7.0 L in at least 1000 L of water)	Apply with normal irrigation schedule. Follow Disease Prevention Program or Disease Control Program as stated above. Do not apply Rampart Fungicide at intervals less than 3 days.
Downy mildew Powdery mildew+	Foliar	1.0 to 3.0 qt in 100 gal of water/A (3.0 to 8.0 L in 1000 L of water/ha)	Apply at 2- to 3-week intervals. Follow Disease Prevention Program or Disease Control Program as stated above. Do not apply Rampart Fungicide at intervals less than 3 days.
	or Aerial Application		

* Check with your local Extension Agent if you are unsure these conditions exist.

+ Except CA

Herbs and Spices Crop Grouping: Allspice, Angelica, Anise, Annatto, Balm, Basil, Borage, Bumet, Camomile, Caper buds, Caraway, Cardamom, Cassia bark and buds, Catnip, Celery seed, Chervil, Chive, Cinnamon, Clary, Clove, Cocoa, Coriander, Costmary, Cilantro, Cumin, Curry, Dill, Fennel, Fenugreek, Grains of paradise, Hops, Horehound, Hyssop, Juniper berry, Lavender, Lemongrass, Lovage, Mace, Marigold, Marjoram, Mint, Mustard, Nasturtium, Nutmeg, Parsley, Pennyroyal, Pepper, Poppy seed, Rosemary, Rue, Saffron, Sage, Savory, Sweet bay, Tansy, Tarragon, Thyme, Vanilla, Wintergreen, Woodruff and Wormwood.

Make applications prior to disease development in conjunction with good cultural management practices. Use the higher rate when disease pressure is severe. Use rates and frequency are designed to prevent plant injury. If more frequent applications are necessary for disease control, consult a crop expert and follow their instructions. Do not exceed the highest rate per application. Do not apply at less than 3-day intervals. Do not apply to plants that are dormant or heat or moisture stressed. To avoid undesirable copper phytotoxicity, do not apply Rampart Fungicide foliarly to plants treated with copper based compounds at less than 20-day intervals unless instructed to do so by your consultant. Allow foliage to completely dry after application. Do not apply when conditions favor wet tissue for prolonged periods (>4 hours).



12/21

RAMPART® FUNGICIDE
EPA REG. NO. 34704-924

Disease	Application Method	Rate	Application Program
<i>Phytophthora</i> <i>Pythium</i> <i>Fusarium</i> + <i>Rhizoctonia</i> +	Foliar	1.0 to 3.0 qt in 100 gal of water/A (3.0 to 8.0 L in 1000 L of water/ha)	Disease Prevention Program* : Apply lower rate at 2- to 4-week intervals after plants become established. Do not apply Rampart Fungicide at intervals less than 3 days. Disease Control Program : Apply higher rate at 2- to 3-week intervals until control is reached. Consult with Farm Advisor or crop expert to determine disease severity. Do not apply Rampart Fungicide at intervals less than 3 days.
	or		
	Aerial Application	1.0 to 3.0 qt in a minimum of 10.0 gal of water/A (3.0 to 8.0 L in a minimum of 100 L of water/ha)	
	Irrigation	Overhead: 2.0 to 4.0 qt in at least 100 gal of water (5.0 to 10.0 L in at least 1000 L of water) Drip: 2.0 to 3.0 qt in at least 100 gal of water (5.0 to 7.0 L in at least 1000 L of water)	Apply with normal irrigation schedule. Follow Disease Prevention Program or Disease Control Program as stated above. Do not apply Rampart Fungicide at intervals less than 3 days.
Downy mildew Powdery mildew+	Foliar	1.0 to 3.0 qt in 100 gal of water/A (3.0 to 8.0 L in 1000 L of water/ha)	Apply at 2- to 3-week intervals. Follow Disease Prevention Program or Disease Control Program as stated above. Do not apply Rampart Fungicide at intervals less than 3 days.
	or		
	Aerial Application	1.0 to 3.0 qt in a minimum of 10.0 gal of water/A (3.0 to 8.0 L in a minimum of 1000 L of water/ha)	

* Check with your local Extension Agent if you are unsure these conditions exist.

+ Except CA

Legume Vegetables Crop Grouping: Bean (all types), Broad bean (fava bean), Chick pea (garbanzo bean), Guar, Jackbean, Lablab bean, Lentil, Pea (all types), Peanut, Pigeon pea, Soybean and Sword bean.

Make applications prior to disease development in conjunction with good cultural management practices. Use the higher rate when disease pressure is severe. Use rates and frequency are designed to prevent plant injury. If more frequent applications are necessary for disease control, consult a crop expert and follow their instructions. Do not exceed the highest rate per application. Do not apply at less than 3-day intervals. Do not apply to plants that are dormant or heat or moisture stressed. To avoid undesirable copper phytotoxicity, do not apply Rampart Fungicide foliarly to plants treated with copper based compounds at less than 20-day intervals unless instructed to do so by your consultant. Allow foliage to completely dry after application. Do not apply when conditions favor wet tissue for prolonged periods (>4 hours).

Disease	Application Method	Rate	Application Program
<i>Phytophthora</i> <i>Pythium</i> <i>Fusarium</i> + <i>Rhizoctonia</i> +	Foliar	1.0 to 3.0 qt in 100 gal of water/A (3.0 to 8.0 L in 1000 L of water/ha)	Disease Prevention Program* : Apply lower rate at 2- to 4-week intervals after plants become established. Do not apply Rampart Fungicide at intervals less than 3 days. Disease Control Program : Apply higher rate at 2- to 3-week intervals until control is reached. Consult with Farm Advisor or crop expert to determine disease severity. Do not apply Rampart Fungicide at intervals less than 3 days.
	or		
Early and Late Leaf Spot+ on Peanut (<i>Cercospora arachidicola</i> and <i>Cercosporidium personatum</i>)	Aerial Application	1.0 to 3.0 qt in a minimum of 10.0 gal of water/A (3.0 to 8.0 L in a minimum of 1000 L of water/ha)	

Table cont'd. next page

RAMPART® FUNGICIDE
EPA REG. NO. 34704-924

Disease	Application Method	Rate	Application Program
<i>Phytophthora</i> <i>Pythium</i> <i>Fusarium</i> + <i>Rhizoctonia</i> + Early and Late Leaf Spot+ on Peanut (<i>Cerospora</i> <i>arachidicola</i> and <i>Cercosporidium</i> <i>personatum</i>)	Irrigation	Overhead: 2.0 to 4.0 qt in at least 100 gal of water (5.0 to 10.0 L in at least 1000 L of water) Drip: 2.0 to 3.0 qt in at least 100 gal of water (5.0 to 7.0 L in at least 1000 L of water)	Apply with normal irrigation schedule. Follow Disease Prevention Program or Disease Control Program as stated above. Do not apply Rampart Fungicide at intervals less than 3 days.
Downy mildew Powdery mildew+	Foliar	1.0 to 3.0 qt in 100 gal of water/A (3.0 to 8.0 L in 1000 L of water/ha)	Apply at 2- to 3-week intervals. Follow Disease Prevention Program or Disease Control Program as stated above. Do not apply Rampart Fungicide at intervals less than 3 days.
	Aerial Application	1.0 to 3.0 qt in a minimum of 10.0 gal of water/A (3.0 to 8.0 L in a minimum of 100 L of water/ha)	

* Check with your local Extension Agent if you are unsure these conditions exist.

+ Except CA

Pome Fruits Crop Grouping (Bearing and Non-Bearing) including Papaya: Apple, Crabapple, Loquat, Mayhaw, Papaya, Pear, and Quince.

Make applications prior to disease development in conjunction with good cultural management practices. Use the higher rate when disease pressure is severe. Use rates and frequency are designed to prevent plant injury. If more frequent applications are necessary for disease control, consult a crop expert and follow their instructions. Do not exceed the highest rate per application. Do not apply at less than 3-day intervals. Do not apply to plants that are dormant or heat or moisture stressed. To avoid undesirable copper phytotoxicity, do not apply Rampart Fungicide foliarly to plants treated with copper based compounds at less than 20-day intervals unless instructed to do so by your consultant. Allow foliage to completely dry after application. Do not apply when conditions favor wet tissue for prolonged periods (>4 hours).

Disease	Application Method	Rate	Application Program
<i>Phytophthora</i> <i>Pythium</i> <i>Fusarium</i> + <i>Rhizoctonia</i> + Fire Blight+ (<i>Erwinia</i> <i>amylovora</i>)	Foliar	1.0 to 3.0 qt in 100 gal of water/A (3.0 to 8.0 L in 1000 L of water/ha)	Disease Prevention Program* : Apply lower rate at 2- to 4-week intervals after plants become established. Do not apply Rampart Fungicide at intervals less than 3 days. Disease Control Program : Apply higher rate at 2- to 3-week intervals until control is reached. Consult with Farm Advisor or crop expert to determine disease severity. Do not apply Rampart Fungicide at intervals less than 3 days.
	Aerial Application	1.0 to 3.0 qt in a minimum of 10.0 gal of water/A (3.0 to 8.0 L in a minimum of 100 L of water/ha)	
	Root Dip	2.0 qt/100 gal of water, 2/3 fl oz/gal of water (5.0 L/1000 L of water)	Apply as pre-plant dip to the roots for 15 to 30 minutes. Plant within 24 hours after dipping.
	Irrigation	Overhead: 2.0 to 4.0 qt in at least 100 gal of water (5.0 to 10.0 L in at least 1000 L of water) Drip: 2.0 to 3.0 qt in at least 100 gal of water (5.0 to 7.0 L in at least 1000 L of water)	Apply with normal irrigation schedule. Follow Disease Prevention Program or Disease Control Program as stated above. Do not apply Rampart Fungicide at intervals less than 3 days.

Table cont'd. next page

14/21

RAMPART® FUNGICIDE
EPA REG. NO. 34704-924

Disease	Application Method	Rate	Application Program
<i>Phytophthora</i> <i>Pythium</i> <i>Fusarium</i> + <i>Rhizoctonia</i> + Fire Blight+ (<i>Erwinia amylovora</i>) <i>cont'd.</i> :	Trunk Injection	3.0 tsp/lin yd of canopy width or 2 in of trunk diameter at breast ht (DBH) (15.0 mL/lin meter of canopy width or 5 cm DBH). Inject directly into tree.	Apply according to injection equipment instructions. Adjust rate based on injection equipment suggestions for specific applications. Repeat 2 to 4 times a year until control is reached.
Downy mildew Powdery mildew+	Foliar or Aerial Application	1.0 to 3.0 qt in 100 gal of water/A (5.0 to 7.0 L in 1000 L of water/ha) 1.0 to 3.0 qt in a minimum of 10.0 gal of water/A (3.0 to 8.0 L in a minimum of 1000 L of water/ha)	Apply at 2- to 3-week intervals. Follow Disease Prevention Program or Disease Control Program as stated above. Do not apply Rampart Fungicide at intervals less than 3 days.

* Check with your local Extension Agent if you are unsure these conditions exist.

+ Except CA

Stone Fruits Crop Grouping including Olives: Apricot, Cherry, Nectarine, Olive, Peach, Plum, Plumcot and Prune.

Make applications prior to disease development in conjunction with good cultural management practices. Use the higher rate when disease pressure is severe. Use rates and frequency are designed to prevent plant injury. If more frequent applications are necessary for disease control, consult a crop expert and follow their instructions. Do not exceed the highest rate per application. Do not apply at less than 3-day intervals. Do not apply to plants that are dormant or heat or moisture stressed. To avoid undesirable copper phytotoxicity, do not apply Rampart Fungicide foliarly to plants treated with copper based compounds at less than 20-day intervals unless instructed to do so by your consultant. Allow foliage to completely dry after application. Do not apply when conditions favor wet tissue for prolonged periods (>4 hours).

Disease	Application Method	Rate	Application Program
<i>Phytophthora</i> <i>Pythium</i> <i>Fusarium</i> + <i>Rhizoctonia</i> +	Foliar or Aerial Application	1.0 to 3.0 qt in 100 gal of water/A (3.0 to 8.0 L in 1000 L of water/ha) 1.0 to 3.0 qt in a minimum of 10.0 gal of water/A (3.0 to 8.0 L in a minimum of 100 L of water/ha)	Disease Prevention Program* : Apply lower rate at 2- to 4-week intervals after plants become established. Do not apply Rampart Fungicide at intervals less than 3 days. Disease Control Program : Apply higher rate at 2- to 3-week intervals until control is reached. Consult with Farm Advisor or crop expert to determine disease severity. Do not apply Rampart Fungicide at intervals less than 3 days.
	Root Dip	2.0 qt/100 gal of water, 2/3 fl oz/gal of water (5.0 L/1000 L of water)	Apply as pre-plant dip to the roots for 15 to 30 minutes. Plant within 24 hours after dipping.
	Irrigation	Overhead: 2.0 to 4.0 qt in at least 100 gal of water (5.0 to 10.0 L in at least 1000 L of water) Drip: 2.0 to 3.0 qt in at least 100 gal of water (5.0 to 7.0 L in at least 1000 L of water)	Apply with normal irrigation schedule. Follow Disease Prevention Program or Disease Control Program as stated above. Do not apply Rampart Fungicide at intervals less than 3 days.

Table cont'd. next page

15/21

RAMPART® FUNGICIDE
EPA REG. NO. 34704-924

Disease	Application Method	Rate	Application Program
<i>Phytophthora</i> <i>Pythium</i> <i>Fusarium</i> + <i>Rhizoctonia</i> + cont'd.	Trunk Injection	3.0 tsp/lin yd of canopy width or 2 in of trunk diameter at breast ht (DBH) (15.0 mL/lin meter of canopy width or 5 cm DBH). Inject directly into tree.	Apply according to injection equipment instructions. Adjust rate based on injection equipment suggestions for specific applications. Repeat 2 to 4 times a year until control is reached.
Downy mildew Powdery mildew+	Foliar or Aerial Application	1.0 to 3.0 qt in 100 gal of water/A (3.0 to 8.0 L in 1000 L of water/ha) 1.0 to 3.0 qt in a minimum of 10.0 gal of water/A (3.0 to 8.0 L in a minimum of 1000 L/ha)	Apply at 2- to 3-week intervals. Follow Disease Prevention Program or Disease Control Program as stated above. Do not apply Rampart Fungicide at intervals less than 3 days.

* Check with your local Extension Agent if you are unsure these conditions exist.
 + Except CA

Tree Nuts Crop Grouping including Vines: Almond, Beech nut, Brazil nut, Butternut, Cashew, Chestnut, Chinquapin, Filbert, Grapes (all types), Raisins, Hickory nut, Kiwi, Macadamia nut, Pecan, Pistachio and Walnut.

Make applications prior to disease development in conjunction with good cultural management practices. Use the higher rate when disease pressure is severe. Use rates and frequency are designed to prevent plant injury. If more frequent applications are necessary for disease control, consult a crop expert and follow their instructions. Do not exceed the highest rate per application. Do not apply at less than 3-day intervals. Do not apply to plants that are dormant or heat or moisture stressed. To avoid undesirable copper phytotoxicity, do not apply Rampart Fungicide foliarly to plants treated with copper based compounds at less than 20-day intervals unless instructed to do so by your consultant. Allow foliage to completely dry after application. Do not apply when conditions favor wet tissue for prolonged periods (>4 hours).

Disease	Application Method	Rate	Application Program
<i>Phytophthora</i> <i>Pythium</i> <i>Fusarium</i> + <i>Rhizoctonia</i> +	Foliar or Aerial Application	1.0 to 3.0 qt in 100 gal of water/A (3.0 to 8.0 L in 1000 L of water/ha) 1.0 to 3.0 qt in a minimum of 10.0 gal of water/A (3.0 to 8.0 L in a minimum of 1000 L of water/ha)	Disease Prevention Program*: Apply lower rate at 2- to 4-week intervals after plants become established. Do not apply Rampart Fungicide at intervals less than 3 days. Disease Control Program: Apply higher rate at 2- to 3-week intervals until control is reached. Consult with Farm Advisor or expert to determine crop disease severity. Do not apply Rampart Fungicide at intervals less than 3 days.
	Root Dip	2.0 qt/100 gal of water, 2/3 fl oz/gal of water (5.0 L/1000 L of water)	Apply as pre-plant dip to the roots for 15 to 30 minutes. Plant within 24 hours after dipping.
	Irrigation	Overhead: 2.0 to 4.0 qt in at least 100 gal of water (5.0 to 10.0 L in at least 1000 L of water) Drip: 2.0 to 3.0 qt in at least 100 gal of water (5.0 to 7.0 L in at least 1000 L of water)	Apply with normal irrigation schedule. Follow Disease Prevention Program or Disease Control Program as stated above. Do not apply Rampart Fungicide at intervals less than 3 days.

Table cont'd. next page

RAMPART® FUNGICIDE
EPA REG. NO. 34704-924

Disease	Application Method	Rate	Application Program
<i>Phytophthora</i> <i>Pythium</i> <i>Fusarium</i> + <i>Rhizoctonia</i> +	Trunk Injection	3.0 tsp/lin yd of canopy width or 2 in of trunk diameter at breast ht (DBH) (15.0 mL/lin meter of canopy width or 5 cm DBH). Inject directly into tree.	Apply according to injection equipment instructions. Adjust rate based on injection equipment suggestions for specific applications. Repeat 2 to 4 times a year until control is reached.
Downy mildew Powdery mildew+	Foliar or Aerial Application	1.0 to 3.0 qt in 100 gal of water/A (3.0 to 8.0 L in 1000 L of water/ha) 1.0 to 3.0 qt in a minimum of 10.0 gal of water/A (3.0 to 7.0 L in a minimum of 100 L of water/ha)	Apply at 2- to 3-week intervals. Follow Disease Prevention Program or Disease Control Program as stated above. Do not apply Rampart Fungicide at intervals less than 3 days.

* Check with your local Extension Agent if you are unsure these conditions exist.
 + Except CA

Vegetables Crop Grouping Including Miscellaneous Food Crops: (Leafy, Root and Tuber) Amaranth (Chinese spinach, Tampala, etc.) Arracacha, Arugula, Arrowroot, Artichoke (all types), Asparagus, Beet (all types), Burdock, Canna, Cardoon, Carrot, Cassava, Celeriac, Celery, Chayote, Chervil (turnip-rooted), Chicory, Chilies, Chrysanthemum (edible), Chufa, Cinchona, Coconut, Coffee, Corn (all types), Cress (all types), Dandelion, Dasheen, Dock, Eggplant, Endive, Fennel, Garlic, Ginger, Ginseng, Horseradish, Leren, Lettuce (all types), Okra, Onion, Orach, Parsley, Parsnip, Peppers (all types), Pineapple, Purslane, Potato (all types), Radicchio, Radish (all types), Rhubarb, Rutabaga, Salisify (all types), Skirret, Spinach (all types), Sugarbeet, Sugarcane, Sweet potato, Swiss chard, Tanier, Tobacco, Tomato, Turmeric, Turnip, Yam (all types).

Make applications prior to disease development in conjunction with good cultural management practices. Use the higher rate when disease pressure is severe. Use rates and frequency are designed to prevent plant injury. If more frequent applications are necessary for disease control, consult a crop expert and follow their instructions. Do not exceed the highest rate per application. Do not apply at less than 3-day intervals. Do not apply to plants that are dormant or heat or moisture stressed. To avoid undesirable copper phytotoxicity, do not apply Rampart Fungicide foliarly to plants treated with copper based compounds at less than 20-day intervals unless instructed to do so by your consultant. Allow foliage to completely dry after application. Do not apply when conditions favor wet tissue for prolonged periods (>4 hours).

Disease	Application Method	Rate	Application Program
<i>Phytophthora</i> <i>Pythium</i> <i>Fusarium</i> + <i>Rhizoctonia</i> +	Foliar or Aerial Application	1.0 to 3.0 qt in 100 gal of water/A (3.0 to 8.0 L in 1000 L of water/ha) 1.0 to 3.0 qt in a minimum of 10.0 gal of water/A (3.0 to 8.0 L in a minimum of 1000 L of water/ha)	Disease Prevention Program*: Apply lower rate at 2- to 4-week intervals after plants become established. Do not apply Rampart Fungicide at intervals less than 3 days. Disease Control Program: Apply higher rate at 2- to 3-week intervals until control is reached. Consult with Farm Advisor or crop expert to determine disease severity. Do not apply Rampart Fungicide at intervals less than 3 days.
	Root Dip	2.0 qt/100 gal of water, 2/3 fl oz/gal of water (5.0 L/1000 L of water)	Apply as pre-plant dip immediately prior to planting. (100 gal is intended to treat the number of slips required to plant 1 A.)
	Irrigation	Overhead: 2.0 to 4.0 qt in at least 100 gal of water (5.0 to 10.0 L in at least 1000 L of water) Drip: 2.0 to 3.0 qt in at least 100 gals of water (5.0 to 7.0 L in at least 1000 L of water)	Apply with normal irrigation schedule. Follow Disease Prevention Program or Disease Control Program as stated above. Do not apply Rampart Fungicide at intervals less than 3 days.

17/21

RAMPART® FUNGICIDE
EPA REG. NO. 34704-924

Disease	Application Method	Rate	Application Program
Downy mildew Powdery mildew+	Foliar or Aerial Application	1.0 to 3.0 qt in 100 gal of water/A (3.0 to 8.0 L in 1000 L of water/ha) 1.0 to 3.0 qts in a minimum of 10.0 gal of water/A (3.0 to 8.0 L in a minimum of 1000 L of water/ha)	Apply at 2- to 3-week intervals. Follow Disease Prevention Program or Disease Control Program as stated above. Do not apply Rampart Fungicide at intervals less than 3 days.
Treatment of Potato vines for: Pink Rot (<i>Phytophthora erythroseptica</i>) Late Blight (<i>Phytophthora infestans</i>)	Foliar or Aerial Application	3.0 to 5.0 qt in 100 gal of water/A (5.0 to 7.0 L in 100 L of water/ha) 3.0 to 5.0 qt in a minimum of 20.0 gal of water/A (5.0 to 7.0 L in a minimum of 100 L of water/ha)	Apply at 2- to 3-week intervals. Follow Disease Prevention Program or Disease Control Program as stated above. Do not apply Rampart Fungicide at intervals less than 3 days.
Post-harvest treatment of Potatoes for: Late Blight+ (<i>Phytophthora infestans</i>) Pink Rot+ (<i>Phytophthora erythroseptica</i>)	Spray, rinse or inject into humidification water prior to or during storage.	Dilute Rampart Fungicide at 1:20 ratio with application water; 6.4 to 12.8 fl oz/0.5 gal of water/ton of tubers (100 to 200 mL/L of water)	Inject concentrate into water used in humidification or process water used for post-harvest storage, rinses and associated tanks, flumes and lines.

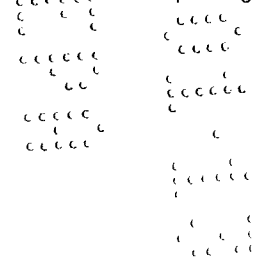
* Check with your local Extension Agent if you are unsure these conditions exist.

+ Except CA

ORNAMENTALS

Rampart Fungicide is used for control of Pythium, Downy Mildew, Powdery Mildew, Phytophthora and various other diseases of ornamentals grown in commercial nurseries and greenhouses, golf courses, parks and commercial landscapes. Rampart Fungicide may be applied to all ornamental and landscape plants including (but not limited to): Aglaonema, Aphelandra, Arborvitae, Ash, Azaleas, Bougainvillea, Boxwood, Bushes, Cattleya skinneri, Cedars, Ceanothus, Cotoneaster, Cissus, Diffenbachia, Dogwood, Ferns, Ficus, Flowering Trees, Hibiscus, Hard Wood Trees, Holly, Home Lawns, Juniper, Magnolia Trees, Maple, Pines, Oaks, Palms, Peperomia, Photinia, Pittosporum, Philodendron, Pieris, Pothos, Red woods, Rhododendron, Roses, Schefflera, Sedum, Sempervivum, Shrubs, Spathiphyllum, Sycamore, Taxus media, Zygocactus.

Apply Rampart Fungicide prior to disease development in conjunction with good cultural practices. Use the higher rate when disease pressure is severe. Use rates and frequency are designed to prevent plant injury. If more frequent applications are necessary for disease control, consult a crop expert and follow their instructions. Do not exceed the highest rate per application. Do not apply at less than 3-day intervals. Do not apply to plants that are dormant or under heat or moisture stress. To avoid undesirable copper phytotoxicity, do not apply Rampart Fungicide foliarly to plants treated with copper based compounds at less than 20-day intervals unless instructed to do so by your consultant. Allow foliage to completely dry after application. Do not apply when conditions favor wet tissue for prolonged periods (>4 hours).



18/21

RAMPART® FUNGICIDE
EPA REG. NO. 34704-924

Disease	Application Method	Rate	Application Program
<i>Phytophthora</i> <i>Fusarium</i> + <i>Pythium</i> <i>Rhizoctonia</i> + Fire Blight+ (<i>Erwinia amylovora</i>) Bacterial Blight+ (<i>Xanthomonas campestris</i>) Geranium Wilt+ (<i>Ralstonia</i> spp.)	Foliar Spray	1.0 to 2.0 qt/100 gal of water or 1/3 to 2/3 fl oz /gal of water (2.5 to 5.0 L/1000 L of water)	Disease Prevention Program* : Apply lower rate at 2- to 4-week intervals after plants become established. Do not apply Rampart Fungicide at intervals less than 3 days. Disease Control Program : Apply higher rate at 2- to 3-week intervals until control is reached. Consult with Farm Advisor or crop expert to determine disease severity. Do not apply Rampart Fungicide at intervals less than 3 days. Apply diluted solution to thoroughly wet foliage. Apply at 2- to 3-week intervals and repeat as needed. Do not apply Rampart Fungicide at intervals less than 3 days.
	Soil Drench	12.0 to 24.0 fl oz/ 100 gal of water or 1/8 to 1/4 fl oz/gal of water (1.0 to 2.0 L/1000 L of water)	Apply 1.0 to 2.0 pt of diluted solution/sq ft. Adjust volume as needed to thoroughly wet media. Apply at 2- to 3-week intervals and repeat as needed. Do not apply Rampart Fungicide at intervals less than 3 days.
	Soil Incorporation	1.0 to 2.0 pt/cu yd of soil mix (300 to 600 mL/cu meter)	Mix 1.0 to 2.0 pt of Rampart Fungicide with enough water to wet 1 cu yd of soil; mix immediately before potting. If conditions are favorable for disease development, it is recommended to make additional applications as a foliar spray or soil drench.
	Irrigation	Overhead: 1.0 to 2.0 qt/100 gal of water (2.5 to 5.0 L/1000 L of water) Drip: 1.0 to 2.0 qt/100 gal of water (2.5 to 5.0 L/1000 L of water)	Apply with normal irrigation schedule. Follow Disease Prevention Program or Disease Control Program as stated above. Do not apply Rampart Fungicide at intervals less than 3 days.
	Trunk Injection	3.0 tsp/lin yd of canopy width or 2 in of trunk diameter at breast ht (DBH) (15.0 mL/lin meter of canopy width or 5 cm DBH). Inject directly into tree.	Apply according to injection equipment instructions. Adjust rate based on injection equipment suggestions for specific applications. Repeat 2 to 4 times a yr until control is reached.
	Root Dip	2.0 qt/100 gal of water or 2/3 fl oz/gal of water (5.0 L/1000 L of water)	Dip transplants into diluted solution of Rampart Fungicide. Thoroughly wet plant root mass immediately before transplanting. Keep roots submerged for 1 to 2 minutes.
Downy mildew Powdery mildew+	Foliar Spray	1.0 to 2.0 qt/100 gal of water or 1/3 to 2/3 fl oz /gal of water (2.5 to 5.0 L/1000 L of water)	Apply diluted solution to thoroughly wet foliage. Apply at 2- to 3-week intervals and repeat as needed. Follow Disease Prevention Program or Disease Control Program as stated above. Do not apply Rampart Fungicide at intervals less than 3 days.

* Check with your local Extension Agent if you are unsure these conditions exist.

+ Except CA

BEDDING PLANTS

Rampart Fungicide is used for control of Downy mildew, Powdery mildew, Pythium, Phytophthora and various other diseases of bedding plants grown in commercial nurseries and greenhouses, golf courses, parks and commercial landscapes. Rampart Fungicide may be applied to all bedding plants including: Ageratum, Algerian ivy, Alyssum, Anthurium, Artemisia, Aster, Baby's breath, Begonia, Caladium, Carnation, Chrysanthemum, Coleus, Columbine, Daisy, Delphinium, Easter lily, English ivy, Foxglove, Gaillardia, Geranium, Gloxinia, Impatiens, Marigold, Pansy, Petunia, Phlox, Pinks, Poinsettia, Primrose, Prostrate Rosemary, Salvia, Snapdragon, Verbena, Vinca, and Zinnia.

Make applications prior to disease development in conjunction with good cultural management practices. Use the higher rate when disease pressure is severe. Use rates and frequency are designed to prevent plant injury. If more frequent applications are necessary for disease control, consult a crop expert and follow their instructions. Do not exceed the highest rate per application. Do not apply at less than 3-day intervals. Do not apply to plants that are dormant or heat or moisture stressed. To avoid undesirable copper phytotoxicity, do not apply Rampart Fungicide foliarly to plants treated with copper based compounds at less than 20-day intervals unless instructed to do so by your consultant. Allow foliage to completely dry after application. Do not apply when conditions favor wet tissue for prolonged periods (>4 hours).

19/21

RAMPART® FUNGICIDE
EPA REG. NO. 34704-924

Disease	Application Method	Rate	Application Program
<i>Phytophthora</i> <i>Pythium</i> <i>Fusarium</i> + <i>Rhizoctonia</i> + Fire Blight+ (<i>Erwinia amylovora</i>)	Foliar Spray	1.0 to 2.0 qt/100 gal water or 1/3 to 2/3 fl oz/gal of water (2.5 to 5.0 L/1000 L water)	Disease Prevention Program* : Apply lower rate at 2- to 4-week intervals after plants become established. Do not apply Rampart Fungicide at intervals less than 3 days. Disease Control Program : Apply higher rate at 2- to 3-week intervals until control is reached. Consult with Farm Advisor or crop expert to determine disease severity. Apply diluted solution to thoroughly wet foliage. Apply at 2- to 3-week intervals and repeat as needed. Do not apply Rampart Fungicide at intervals less than 3 days.
	Root Dip	2.0 qt/100 gal of water or 2/3 fl oz/gal of water (5.0 L/1000 L of water)	Dip transplants into diluted solution of Rampart Fungicide. Thoroughly wet plant root mass immediately before transplanting. Keep roots submerged for 1 to 2 minutes.
	Soil Drench	12.0 to 24.0 fl oz/100 gal of water or 1/8 to 1/4 fl oz/gal of water (1.0 to 2.0 L/1000 L of water)	Apply 1.0 to 2.0 pt of diluted solution per sq ft. Adjust volume as needed to thoroughly wet media. Apply at 2- to 3-week intervals and repeat as needed. Do not apply Rampart Fungicide at intervals less than 3 days.
	Irrigation	Overhead: 1.0 to 2.0 qt/100 gal of water (2.5 to 5.0 L/1000 L of water) Drip: 1.0 to 2.0 qt/100 gal of water (2.5 to 5.0 L/1000 L of water)	Apply with normal irrigation schedule. Follow Disease Prevention Program or Disease Control Program as stated above. Do not apply Rampart Fungicide at intervals less than 3 days.
Downy mildew Powdery mildew+	Foliar Spray	1.0 to 2.0 qt/100 gal water (1/3 to 2/3 fl oz/gal of water) (2.5 to 5.0 L/1000 L of water)	Apply diluted solution to thoroughly wet foliage. Apply at 2- to 3-week intervals and repeat as needed. Do not apply more than 6 times/crop cycle or year. Follow Disease Prevention Program or Disease Control Program as stated above. Do not apply Rampart Fungicide at intervals less than 3 days.

*Check with your local Extension Agent if you are unsure these conditions exist.

+ Except CA

CONIFERS AND TREES IN COMMERCIAL NURSERIES, PLANTATIONS AND FORESTS, LANDSCAPES AND PARKS (INCLUDING CHRISTMAS TREES, OAKS and PINES)

Rampart Fungicide applied in conjunction with good cultural management practices will control *Phytophthora* root rot of conifers including (but not limited to): Douglas fir, Spruce and Pines, also other *Phytophthora* disease of Oaks (Sudden oak death) and forest trees. Use the higher rates when disease pressure is severe. Do not apply to trees that are under heat or moisture stress.

Disease	Application Method	Rate	Application Program
<i>Phytophthora</i>	Foliar Spray	1.0 to 2.0 qt/100 gal of water/A (2.5 to 5.0 L/1000 L water/ha)	Disease Prevention Program* : Apply lower rate at 2- to 4-week intervals after plants become established. Do not apply Rampart Fungicide at intervals less than 3 days. Disease Control Program : Apply higher rate at 2- to 3-week intervals until control is reached. Do not apply Rampart Fungicide at intervals less than 3 days. Apply diluted solution to thoroughly wet foliage. Apply at 2- to 3-week intervals and repeat as needed.
		or 1/3 to 2/3 fl oz/gal of water	
	Soil Drench	12.0 to 24.0 fl oz/100 gal of water or 1/8 to 1/4 fl oz/gal of water (1.0 to 2.0 L/1000 L of water)	Apply 1.0 to 2.0 pt of diluted solution per sq ft. Adjust volume as needed to thoroughly wet media. Apply at 2- to 3-week intervals and repeat as needed. Do not apply Rampart Fungicide at intervals less than 3 days.

20/21

RAMPART® FUNGICIDE
EPA REG. NO. 34704-924

Disease	Application Method	Rate	Application Program
<i>Phytophthora</i>	Root Dip	2.0 qt/100 gal of water or 2/3 fl oz/gal of water (5.0 L/1000 L water)	Apply as a pre-plant dip to the roots for 15 to 30 minutes. Plant within 24 hours after dipping.
	Trunk Injection	3.0 tsp/lin yd of canopy width or 2 in of trunk diameter at breast ht (DBH) (15.0 mL/lin meter of canopy width or 5 cm DBH). Inject directly into tree.	Apply according to injection equipment instructions. Adjust rate based on injection rate based on injection equipment suggestions for specific applications.

Do not graze livestock in treated conifer nurseries and/or plantations. Do not feed forage to livestock from treated nurseries and/or plantations.

TURF (INCLUDES RESIDENTIAL AND COMMERCIAL LAWN APPLICATIONS BY COMMERCIAL APPLICATORS)

Rampart Fungicide is a systemic fungicide, which is used for the control of Pythium blight, Summer Complex (Bermuda and others), Dollar Spot, Grey Leaf Spot, Brown Patch, Anthracnose and damping-off diseases to turf grasses on sod farms and lawns, commercial turf production, golf courses (including tees and greens), parks and commercial landscapes. Begin preventative applications when conditions first favor disease and repeat at described intervals. Use higher rates under severe disease conditions.

Disease	Application Method	Rate	Application Program
<i>Pythium</i> (Yellow Turf) <i>Rhizoctonia</i> + <i>Sclerotinia</i> + <i>Helminthosporium</i> + <i>Alternaria</i> + Anthracnose+ (<i>Colletotrichum graminicola</i>)	Foliar Spray	2.0 to 3.0 fl oz/1000 sq ft (50.0 to 100.0 mL/100 sq meters) or 1.0 to 3.0 qt/100 gal of water/A (3.0 to 8.0 L/1000 L of water/ha)	Apply amount in minimum of 2.0 gal of water/1000 sq ft. Apply at 10- to 21-day intervals as needed. Do not mow or irrigate treated areas until sprays have completely dried. For sod farms and large areas: Apply diluted solution to thoroughly wet foliage. Apply at 2- to 3-week intervals and repeat as needed.
	Irrigation	Overhead: 2.0 to 3.0 qt/A (5.0 to 7.0 L/ha) in at least 100 gal (1000 L) of water	Apply with normal irrigation schedule. Apply at 10- to 21-day intervals and repeat as needed.

* Check with your local Extension Agent if you are unsure these conditions exist. Do not graze animals on treated turf. Do not feed clippings from treated turf to livestock and poultry.
 + Except CA

STORAGE AND DISPOSAL

PESTICIDE STORAGE: Do not contaminate water, food, or feed by storage or disposal. Store in a cool, dry place.
PESTICIDE DISPOSAL: Wastes resulting from the use of this product may be disposed of on site or at an approved waste disposal facility.

CONTAINER DISPOSAL: Nonrefillable container. Do not reuse this container to hold materials other than pesticides or dilute pesticides (rinsate). After emptying and cleaning, it may be allowable to temporarily hold rinsate or other pesticide-related materials in the container. Contact your state regulatory agency to determine allowable practices in your state. Once cleaned, some agricultural plastic pesticide containers can be taken to a container collection site or picked up for recycling. To find the nearest site, contact your chemical dealer or manufacturer, or contact The Agricultural Container Recycling Council (ACRC) at www.acrcycle.org. Triple rinse or pressure rinse container (or equivalent) promptly after emptying.

For packages up to 5 gallons: Triple rinse as follows: Empty the remaining contents into application equipment or a mix tank and drain for 10 seconds after the flow begins to drip. Fill the container 1/4 full with water and recap. Shake for 10 seconds. Pour rinsate into application equipment or a mix tank or store rinsate for later use or disposal. Drain for 10 seconds after the flow begins to drip. Repeat this procedure two more times. **Pressure rinse as follows:** Empty the remaining contents into application equipment or a mix tank and continue to drain for 10 seconds after the flow begins to drip. Hold container upside down over application equipment or mix tank or collect rinsate for later use or disposal. Insert pressure rinsing nozzle in the side of the container, and rinse at about 40 PSI for at least 30 seconds. Drain for 10 seconds after the flow begins to drip.

21/21

**RAMPART® FUNGICIDE
EPA REG. NO. 34704-924**

Storage & Disposal cont'd.:

For packages greater than 5 gallons and less than 56 gallons: Triple rinse as follows: Empty the remaining contents into application equipment or a mix tank. Fill the container ¼ full with water. Replace and tighten closures. Tip container on its side and roll it back and forth, ensuring at least one complete revolution, for 30 seconds. Stand the container on its end and tip it back and forth several times. Turn the container over onto its other end and tip it back and forth several times. Empty the rinsate into application equipment or a mix tank or store rinsate for later use or disposal. Repeat this procedure two more times. **Pressure rinse as follows:** Empty the remaining contents into application equipment or a mix tank and continue to drain for 10 seconds after the flow begins to drip. Hold container upside down over application equipment or mix tank or collect rinsate for later use or disposal. Insert pressure rinsing nozzle in the side of the container, and rinse at about 40 PSI for at least 30 seconds. Drain for 10 seconds after the flow begins to drip.

For packages greater than 56 gallons: To clean the container before final disposal, empty the remaining contents from this container into application equipment or mix tank. Fill the container about 10 percent full with water. Agitate vigorously or recirculate water with the pump for 2 minutes. Pour or pump rinsate into application equipment or rinsate collection system. Repeat this rinsing procedure two more times.

For help with any spill, leak, fire or exposure involving this material, call day or night CHEMTREC - 1-800-424-9300.

CONDITIONS OF SALE AND LIMITATION OF WARRANTY AND LIABILITY

BEFORE BUYING OR USING THIS PRODUCT, read the entire Directions for Use and the following Conditions of Sale and Limitation of Warranty and Liability. By buying or using this product, the buyer or user accepts the following Conditions of Sale and Limitation of Warranty and Liability, which no employee or agent of LOVELAND PRODUCTS, INC. or the seller is authorized to vary in any way.

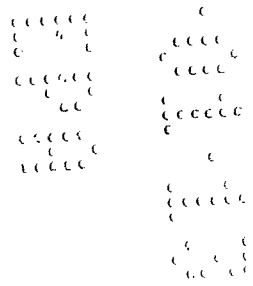
Follow the Directions for Use of this product carefully. It is impossible to eliminate all risks inherently associated with the use of this product. Crop or other plant injury, ineffectiveness, or other unintended consequences may result from such risks as weather or crop conditions, mixture with other chemicals not specifically identified in this product's label, or use of this product contrary to the label instructions, all of which are beyond the control of LOVELAND PRODUCTS, INC. and the seller. The buyer or user of this product assumes all such inherent risks.

Subject to the foregoing inherent risks, LOVELAND PRODUCTS, INC. warrants that this product conforms to the chemical description on the label and is reasonably fit for the purposes stated in the Directions for Use when the product is used in strict accordance with such Directions for Use under normal conditions of use. EXCEPT AS WARRANTED IN THIS LABEL AND TO THE EXTENT CONSISTENT WITH APPLICABLE LAW, THIS PRODUCT IS SOLD "AS IS," AND LOVELAND PRODUCTS, INC. MAKES NO OTHER WARRANTY, EXPRESS OR IMPLIED, INCLUDING BUT NOT LIMITED TO MERCHANTABILITY, FITNESS FOR A PARTICULAR PURPOSE, OR ELIGIBILITY OF THIS PRODUCT FOR ANY PARTICULAR TRADE USAGE.

IN THE UNLIKELY EVENT THAT BUYER OR USER BELIEVES THAT LOVELAND PRODUCTS, INC. HAS BREACHED A WARRANTY CONTAINED IN THIS LABEL AND TO THE EXTENT REQUIRED BY APPLICABLE LAW, BUYER OR USER MUST SEND WRITTEN NOTICE OF ITS CLAIM TO THE FOLLOWING ADDRESS: LOVELAND PRODUCTS, INC., ATTENTION: LAW DEPARTMENT, P.O. BOX 1286, GREELEY, CO 80632-1286.

TO THE EXTENT CONSISTENT WITH APPLICABLE LAW, THE BUYER'S OR USER'S EXCLUSIVE REMEDY FOR ANY INJURY, LOSS, OR DAMAGE RESULTING FROM THE HANDLING OR USE OF THIS PRODUCT, INCLUDING BUT NOT LIMITED TO CLAIMS OF BREACH OF WARRANTY OR CONTRACT, NEGLIGENCE, STRICT LIABILITY, OR OTHER TORTS, SHALL BE LIMITED TO ONE OF THE FOLLOWING, AT THE ELECTION OF LOVELAND PRODUCTS, INC. OR THE SELLER: DIRECT DAMAGES NOT EXCEEDING THE PURCHASE PRICE OF THE PRODUCT OR REPLACEMENT OF THE PRODUCT. TO THE EXTENT CONSISTENT WITH APPLICABLE LAW, LOVELAND PRODUCTS, INC. AND THE SELLER SHALL NOT BE LIABLE TO THE BUYER OR USER OF THIS PRODUCT FOR ANY CONSEQUENTIAL, SPECIAL, OR INDIRECT DAMAGES, OR DAMAGES IN THE NATURE OF A PENALTY.

Rampart is a registered trademark of Loveland Products, Inc.



**FORMULATED FOR
LOVELAND PRODUCTS, INC.
P.O. BOX 1286, GREELEY, COLORADO 80632-1286**