

34704-915

1/13/2010

Page 21



UNITED STATES ENVIRONMENTAL PROTECTION AGENCY

WASHINGTON, D.C. 20460

OFFICE OF  
REVENTION, PESTICIDES  
AND TOXIC SUBSTANCES

Mr. Mark Trostl  
Loveland Products, Inc.  
P.O. Box 1286  
Greeley, Colorado 80632-1286

JAN 13 2010

Dear Mr. Trostl:

SUBJECT: **EVADE™** 4 FL

EPA Registration No. 34704-915  
Application and Letter Dated September 2, 2009.  
Request to Amend Registration with Revised Label and  
Confidential Statement of Formula (CSF), and to  
Change the Primary Brand Name to "EVADE™ 4 FL",  
Application and Letter Signed by Mr. Scott Baker;  
and Letter Dated November 24, 2009 Signed by Edith  
Emory, Resubmission of Application with Revised  
Labeling and Revised Formulator's Exemption Statement,  
EPA Form 8570-27

The subject application to amend the registration Prodiacade Herbicide by replacing the source of active ingredient and revising the labeling to reflect the labeling of the new source of the active ingredient and to change the primary name from Prodiacade Herbicide to EVADE™ 4 FL has been reviewed and found acceptable under the Federal Insecticide, Fungicide and Rodenticide Act, as amended, provided that you:

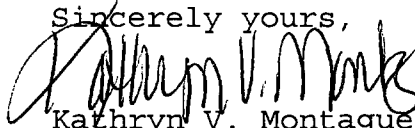
1. Do not ship this product manufactured under the previous CSF after 12 months from the date of this letter. Shipment is also limited to the accepted labeling prior to the date of this letter.
2. Submit one copy of the final printed labeling prior to shipping this pesticide product manufactured with the new source of active ingredient.

20f21

3. On page 3 of the labeling, replace the word "General" with "Product"; i.e, to read: "Product Information".

If these conditions are not complied with, this registration will be subject to cancellation in accordance with FIFRA, section 6(e). Your release for shipment of this product under the revised labeling constitutes acceptance of these conditions. A stamped copy of the accepted labeling is enclosed for your records.

Sincerely yours,



Kathryn V. Montague  
Product Manager (23)  
Herbicide Branch  
Registration Division (7505P)

Enclosure

30821

ACCEPTED  
with COMMENTS  
In EPA Letter Dated:

JAN 13 2010  
Under the Federal Insecticide,  
Fungicide, and Rodenticide Act  
as amended, for the pesticide  
registered under EPA Reg. No.

# evade™

## 4 FL

34704-915

For preemergence control of grass and broadleaf weeds in:

- Established turfgrasses (excluding golf course putting greens), lawns, and sod nurseries
- Container, field-grown, and landscape ornamentals
- Conifer and hardwood seedling nurseries
- Established perennial and wildflower plantings
- Non-crop areas including managed rights-of-way for transportation systems and utilities (including roadways, roadsides, railways, and equipment yards)
- Facilities including substations, tank farms, pumping stations, parking and storage areas, and ungrazed fence rows
- Christmas tree farms

**ACTIVE INGREDIENT:**

Prodiamine\* (CAS No. 29091-21-2) ..... 40.5%

**OTHER INGREDIENTS:** ..... 59.5%

**TOTAL** ..... 100.0%

Evade™ 4 FL contains 4 pounds active ingredient per gallon.

**KEEP OUT OF REACH OF CHILDREN  
CAUTION**

See additional precautionary statements and directions for use inside booklet.

**FIRST AID**

<b>If swallowed:</b>	<ul style="list-style-type: none"> <li>• Call a poison control center or doctor immediately for treatment advice.</li> <li>• Have person sip a glass of water if able to swallow.</li> <li>• Do not induce vomiting unless told to do so by a poison control center or doctor.</li> <li>• Do not give anything by mouth to an unconscious person or convulsing person.</li> </ul>
<b>If in eyes:</b>	<ul style="list-style-type: none"> <li>• Hold eye open and rinse slowly and gently with water for 15-20 minutes.</li> <li>• Remove contact lenses, if present, after the first 5 minutes, then continue rinsing eye.</li> <li>• Call a poison control center or doctor for treatment advice.</li> </ul>
<b>If inhaled:</b>	<ul style="list-style-type: none"> <li>• Move person to fresh air.</li> <li>• If person is not breathing, call 911 or an ambulance, then give artificial respiration, preferably mouth-to-mouth if possible.</li> <li>• Call a poison control center or doctor for treatment advice.</li> </ul>
<b>If on skin or clothing:</b>	<ul style="list-style-type: none"> <li>• Take off contaminated clothing.</li> <li>• Rinse skin immediately with plenty of water for 15-20 minutes.</li> <li>• Call a poison control center or doctor for treatment advice.</li> </ul>

Have the product container or label with you when calling a poison control center or doctor, or going for treatment. **FOR A MEDICAL EMERGENCY INVOLVING THIS PRODUCT CALL: 1-866-944-8565.**

EPA REG. NO. 34704-915  
EPA EST. NO. 34704-MS-001  
NET CONTENTS 1 GAL. (3.78 L)

Product of [China]  
Formulated in the USA

IHT

EXP 09G09 RR

40021

**EVADE™ 4 FL**  
**EPA REG. NO. 34704-915**

**PRECAUTIONARY STATEMENTS**  
**HAZARDS TO HUMANS AND DOMESTIC ANIMALS**  
**CAUTION**

May be harmful if swallowed, absorbed through skin, or inhaled. Avoid breathing vapor. Avoid contact with skin, eyes, or clothing. Prolonged or frequently repeated skin contact, while mixing or handling the concentrated material, may cause allergic reactions in some individuals. Wash thoroughly with soap and water after handling. Remove contaminated clothing and wash clothing before reuse.

**Personal Protective Equipment**

**WPS Uses:**

**Applicators, mixers, loaders, and other handlers who handle this pesticide for any use covered by the Worker Protection Standard (40 CFR part 170) - in general, agricultural-plant uses are covered - must wear:**

- Long-sleeved shirt and long pants and
- Shoes plus socks.

Follow manufacturer's instructions for cleaning/maintaining PPE. If no such instructions for washables, use detergent and hot water. Keep and wash PPE separately from other laundry.

**Engineering Control Statements**

When handlers use closed systems or enclosed cabs in a manner that meets the requirements listed in the Worker Protection Standard (WPS) for agricultural pesticides [40 CFR 170.240(d)(4-6)], the handler PPE requirements may be reduced or modified as specified in the WPS.

**IMPORTANT:** When reduced PPE is worn because a closed system is being used, handlers must be provided with all of the PPE specified above for applicators and other handlers, and have such PPE immediately available for use in an emergency, such as a spill or equipment breakdown.

**USER SAFETY RECOMMENDATIONS**

Users should:

- Wash hands before eating, drinking, chewing gum, using tobacco or using the toilet.
- Remove clothing immediately if pesticide gets inside. Then wash thoroughly and put on clean clothing.
- After handling this product immediately remove PPE, wash yourself thoroughly and change into clean clothing.

**ENVIRONMENTAL HAZARDS**

This product has low solubility in water. At the limit of solubility, this product is not toxic to fish. However, at concentrations substantially above the level of water solubility, it may be toxic to fish. Do not apply directly to water, to areas where surface water is present, or to intertidal areas below the mean high water mark. Drift and runoff from treated areas may be hazardous to aquatic organisms in adjacent sites. Do not contaminate water when disposing of equipment wash water.

**DIRECTIONS FOR USE**

It is a violation of Federal law to use this product in a manner inconsistent with its labeling.

Do not apply this product in a way that will contact workers or other persons, either directly or indirectly through drift. Only protected handlers may be in the area during application. For any requirements specific to your State or Tribe, consult the agency responsible for pesticide regulation.

50f21

**EVADE™ 4 FL**  
**EPA REG. NO. 34704-915**

**AGRICULTURAL USE REQUIREMENTS**

Use this product only in accordance with its labeling and with the Worker Protection Standard, 40 CFR Part 170. This Standard contains requirements for the protection of agricultural workers on farms, forests, nurseries, and greenhouses, and handlers of agricultural pesticides. It contains requirements for training, decontamination, notification, and emergency assistance. It also contains specific instructions and exceptions pertaining to the statements on this label about personal protective equipment (PPE) and restricted-entry interval. The requirements in this box only apply to uses of this product that are covered by the Worker Protection Standard.

Do not enter or allow worker entry into treated areas during the restricted-entry interval (REI) of 12 hours.

Exception: If the product is soil-injected or soil-incorporated, the Worker Protection Standard, under certain circumstances, allows workers to enter the treated area if there will be no contact with anything that has been treated.

PPE required for early entry to treated areas that is permitted under the Worker Protection Standard and that involves contact with anything that has been treated, such as plants, soil, or water is:

- Coveralls,
- Chemical-resistant gloves such as butyl rubber > 14 mils or natural rubber > 14 mils or neoprene rubber >14 mils or nitrile rubber >14 mils, and
- Shoes plus socks.

**GENERAL INFORMATION**

**Where to Use**

For preemergence control of grass and broadleaf weeds in:

- Established turfgrasses (excluding golf course putting greens), lawns, and sod nurseries
- Container, field-grown, and landscape ornamentals
- Conifer and hardwood seedling nurseries
- Established perennial and wildflower plantings
- Non-crop areas including managed rights-of-way for transportation systems and utilities (including roadways, roadsides, railways, and equipment yards)
- Facilities including substations, tank farms, pumping stations, parking and storage areas, and ungrazed fence rows
- Christmas tree farms

**How Evade 4 FL Works**

Evade 4 FL controls susceptible weeds by preventing growth and development of newly germinated weeds. Weed control is most effective when Evade 4 FL is activated by at least 0.5 inches of rainfall or irrigation or shallow incorporation (1-2 inches) before weed seeds germinate and within 14 days following application.

**Use Precautions**

1. Do not graze or feed livestock forage cut from areas treated with Evade 4 FL.
2. Follow all applicable directions, restrictions, and precautions on the labels of EPA-registered tank mix partners.
3. Do not blend Evade 4 FL onto dry fertilizer or any other granular material.
4. Chemigation: Do not apply this product through any type of irrigation system unless instructed otherwise in this label.
5. Do not apply aerially.
6. Do not apply to golf course putting greens.

60021

**EVADE™ 4 FL  
EPA REG. NO. 34704-915**

**MIXING AND APPLICATION PROCEDURES**

**Mixing Evade 4 FL Alone**

Evade 4 FL must be mixed thoroughly in the spray tank to ensure uniform application. Follow these steps.

1. Fill the spray tank ¼ full with clean water only.
2. Start agitation and check to ensure it is working properly.
3. For tank mixing instructions, refer to the section "**Mixing Order for Tank Mixtures.**"
4. Maintain vigorous agitation in the spray tank before and during the application. This will ensure a well-mixed spray suspension. If Evade 4 FL was mixed with fertilizer in the spray tank, the fertilizer may aid resuspension of Evade 4 FL if agitation is disrupted. However, it is recommended that the entire tank be used before stopping agitation.
5. A spray colorant may be used with Evade 4 FL to mark areas as they are treated. This will improve application accuracy by minimizing swath skips and overlaps.
6. Thoroughly clean the sprayer after use by flushing the system with water containing a detergent.
7. Refer to the **Pesticide Disposal** section of this label for waste disposal. Do not allow spray suspension to dry in the tank.

**Tank Mixing Evade 4 FL**

Evade 4 FL may be tank mixed with certain other EPA-registered herbicides to provide a broader spectrum of weed control or to control emerged weeds. Refer to the specific directions for use for tank mix partners, and refer to the label(s) of the individual tank mix partner(s) for use rate, application timing, weeds controlled, and specific precautions and/or restrictions. Tank mixes are permitted only in states where the tank mix partner(s) are registered for the application site and the turf and ornamental species listed. When using Evade 4 FL in a tank mixture with other pesticides, follow restrictions and precautions on the labels of the products used.

Before tank mixing pesticides, test compatibility by mixing the products in a small container first. See the **Compatibility Test** section.

**Compatibility Test**

Before mixing Evade 4 FL with other pesticides in the spray tank, test for compatibility by mixing all components (carrier and pesticide products) in an appropriate container in proportionate quantities. For example, 1 qt. would be 1/100 the volume of 25 gals./A spray rate. At 1.0 lb./A, the Evade 4 FL rate would be proportional to 6 ml. per quart. Add approximately 1 teaspoon to a quart of water. (See following table).

**Amount of Component to Add to One Quart of Spray Carrier  
(Assuming Carrier Volume of 25 gals./A)**

Component Formulations	Rate Per		Level Teaspoons
	Acre	1,000 sq. ft.	
Evade 4 FL	21.0 ozs.	0.5 oz.	1.0
Dry Tank Mix Partners	1.0 lb.	0.4 oz.	1.5
Liquid Tank Mix Partners	1.0 pt.	0.4 oz.	0.5

If components do not ball-up or form flakes, sludge, gels, oily films, or layers, then the mixture is compatible. Let the mixture stand for 15 minutes. Incompatibility will usually occur within 5 minutes after mixing. If components are not compatible, use a compatibility agent and rerun the test to determine if the mixture is suitable. If the components are still not compatible, do not tank mix.

7 of 21

**EVADE™ 4 FL**  
**EPA REG. NO. 34704-915**

**Mixing Order for Tank Mixtures**

**Notes:** (1) When mixing Evade 4 FL with other components (carrier and partner pesticide products), allow products to completely dissolve between steps. (2) Maintain agitation throughout mixing and application of the mixture.

**Add the products to the spray tank in the following order:**

1. Add the products packaged in water-soluble bags first. Agitate the tank mixture. Allow the water-soluble bags to completely dissolve and the products to disperse before adding any other tank mix partners.
2. Then add water-dispersible granules (WDG or WG formulations) and wettable powders (WP formulations). Add wettable powders to the tank as agitation continues. Allow the product to disperse completely before other products are added.
3. Add spray adjuvants and spray markers. Read the adjuvant's label first and use only those adjuvants approved for application to turf and ornamentals.
4. Add Evade 4 FL, other flowable liquids (FL) or suspension concentrates (SC).
5. Add emulsifiable concentrates (EC) last.

**Application**

Apply Evade 4 FL in a minimum of 20 gals./A (0.5 gal./1,000 sq. ft.) of carrier (water and/or fluid fertilizer) using a calibrated, low-pressure sprayer with 50-mesh or coarser screens. A broadcast boom or handheld wand designed for herbicide or insecticide application will provide the best results. Select nozzle pressure and gallonage to provide complete coverage.

**Established Turf**

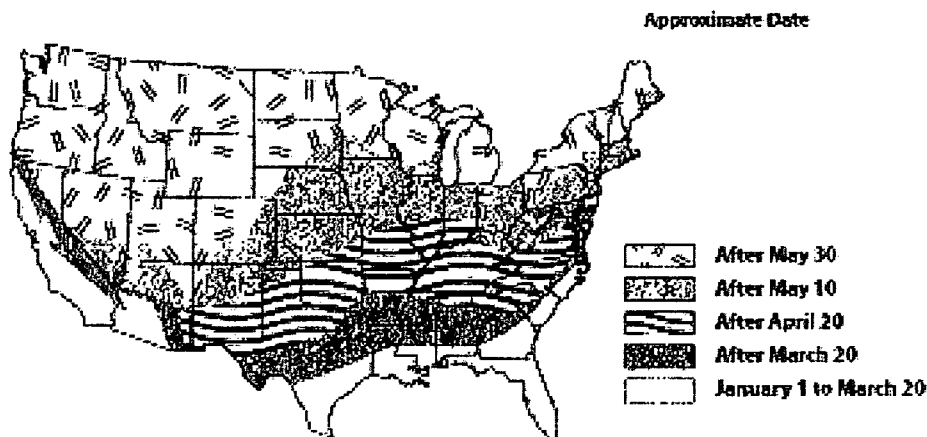
Evade 4 FL is a preemergence herbicide that, when properly applied, will control certain grass and broadleaf weeds in established turfgrasses including:

- Golf courses excluding putting greens
- Lawns
- Sod nurseries

The maximum amount of Evade 4 FL that may be applied per year is given for each turfgrass species in the **Annual Use Rates - Turfgrass** section of this label.

For optimum weed control, Evade 4 FL should be activated by at least 0.5 inch of rainfall or irrigation before weed seeds germinate and within 14 days following application. See the map below for approximate crabgrass seed germination dates.

**Crabgrass Seed Germination Dates**



**EVADE™ 4 FL**  
**EPA REG. NO. 34704-915**

**Use Restrictions - Turfgrass: Golf Courses, Lawns, and Sod Nurseries**

1. Do not apply Evade 4 FL to areas where dichondra, colonial bentgrass, velvet bentgrass or annual bluegrass (*Poa annua*) are desirable species.
2. Do not cut (harvest) treated sod before 90 days after application. To avoid turfgrass injury, do not apply to newly set sod until the sod has rooted and exposed edges have filled in.
3. To avoid turfgrass injury do not apply Evade 4 FL to turf stressed by conditions such as drought, low fertility, or pest damage.
4. Disturbing the herbicide barrier with cultural practices such as disking may result in reduced weed control.
5. **Do not apply Evade 4 FL to golf course putting greens.**
6. If you consistently mow creeping bentgrass at a height of less than 0.5 inch do not apply Evade 4 FL.


**Application Timing and Rate - Turfgrass**

Evade 4 FL may be applied as a single application or in sequential applications to control weeds germinating throughout the year. All applications must be made before target weeds germinate **because Evade 4 FL will not control weeds that have already emerged.**

The amount of Evade 4 FL to apply depends upon:

1. the length of residual weed control desired (the higher the application rate, the longer the control),
2. the turf species,
3. the maximum amount which can be applied to the turf species per calendar year.  
(See the next 2 tables.)

**Evade 4 FL**  
**Length of Crabgrass Control\***



**\*Length of control varies by region. This table is an average.**

**Annual Use Rates - Turfgrass**

Evade 4 FL can be applied to the turfgrass species listed in the following table. **Note:** Do not apply more than the highest rate listed for each species in a calendar year.



**EVADE™ 4 FL**  
**EPA REG. NO. 34704-915**

<b>Table 1. Maximum Application Rate of Evade 4 FL Per Calendar Year by Turf Species</b>		
<b>Turf Species</b>	<b>Oz. Product/A</b>	<b>Oz. Product/1,000 sq. ft.</b>
Bermudagrass <sup>2</sup>	21-48 <sup>1</sup>	0.5 - 1.1
Bahiagrass		
Centipedegrass		
Kikuyugrass		
Seashore Paspalum		
St. Augustinegrass <sup>3</sup>		
Tall fescue (including turf-type)		
Zoysiagrass		
Buffalograss	10-30 <sup>1</sup>	0.23 - 0.70
Kentucky Bluegrass		
Perennial Ryegrass		
Fine Fescue	10-24 <sup>1</sup>	0.23 - 0.55
Creeping Bentgrass (0.5 inch or more in height <sup>4</sup> )	10-21 <sup>1</sup>	0.23 - 0.48

- 1 Evade 4 FL may be applied more than once a year as long as the total amount applied is not greater than the maximum application rate for each turf species. All applications must be made before weed seeds germinate.
- 2 May be used on newly sprigged or plugged bermudagrass at rates not to exceed 17 ozs./A (0.39 oz./1,000 sq. ft.). Newly sprigged or plugged bermudagrass stolon rooting may be temporarily inhibited.
- 3 Use an initial rate of 16-32 oz./A per application.
- 4 To avoid grass injury, do not apply Evade 4 FL to creeping bentgrass mowed at less than 0.5 inch in height.

**Weeds Controlled**

When used as directed in this label, Evade 4 FL will control the following weeds:

Barnyardgrass	Kochia
Bluegrass, Annual ( <i>Poa annua</i> ) <sup>1</sup>	Lambsquarters, Common
Carpetweed	Lovegrass
Chickweed, Common <sup>2</sup>	Panicum, (Texas, Fall, Browntop)
Chickweed, Mouseear (from seed)	Pigweed
Crabgrass (Large, Smooth) <sup>3</sup>	Purslane, Common
Crowfootgrass	Pusley, Florida
Cupgrass, Woolly	Rescuegrass <sup>4</sup>
Foxtails, Annual	Shepherdspurse <sup>2</sup>
Goosegrass <sup>5</sup>	Signalgrass, Broadleaf
Henbit <sup>2</sup>	Speedwell, Persian
Itchgrass	Sprangletop
Johnsongrass (from seed)	Spurge, Prostrate
Junglerice	Witchgrass
Knotweed <sup>2</sup>	Woodsorrel, Yellow (from seed)

1 In those areas where *Poa annua* is a winter annual, apply Evade 4 FL (see rate table) in August or September to established, non-overseeded turf before *Poa annua* seeds germinate. These timings are approximate. Consult State Extension Service for more specific timing for your area. Also see the section of this label ***Poa Annua* Control in Established Bermudagrass Overseeded with Perennial Ryegrass (AZ, CA, NV, and TX Only)**

**EVADE™ 4 FL**  
**EPA REG. NO. 34704-915**

- 2 To control this weed, apply Evade 4 FL in late summer, fall, or winter before weeds germinate.
- 3 **Fall Applications for Spring Crabgrass Control in Cool-Season Grasses:**  
In those areas where the ground freezes in the winter, Evade 4 FL can be applied in the fall at rates of 21-24 ozs./A after soil temperatures fall below 50°F, but before the ground freezes. This application will control crabgrass the following spring.
- 4 Suppression only.
- 5 In many areas a single application of 21-48 ozs./A of Evade 4 FL will control goosegrass. However, under heavy goosegrass pressure and/or an extended growing season, weed control will be most effective by making an initial application of 21-26 ozs./A followed by a second application 60-90 days later. **Note: Do not exceed** the maximum rate for the turf species listed in the **Maximum Application Rates Table**.

**When to Apply Evade 4 FL After Overseeding Turf**

Injury to desirable seedlings is likely if Evade 4 FL is applied before the secondary roots of seedlings are in the second inch of soil, not thatch plus soil. To reduce the potential to injure overseeded turf, wait 60 days after seeding or until after the second mowing, whichever is longer, before applying Evade 4 FL.

**When to Overseed After Application - All States**

Evade 4 FL will inhibit the development of turfgrass species overseeded too soon after application. Follow rates and intervals in the table below for best overseeding/reseeding results.

**\*Note:** In AZ, CA, NV, and TX the overseeding interval can be shorter in established bermudagrass that has been overseeded with perennial ryegrass. See the next section, **Poa Annua Control in Established Bermudagrass Overseeded with Perennial Ryegrass (AZ, CA, NV, and TX only)**.

Table 2

Amount of Evade 4 FL Ozs. Product/A	Interval (Months Before Overseeding)*		
	North	Transition	South
16	4	4	4
21	5	4	4
24	6	5	5
26	-	6	6
31	-	7	7
36	-	-	9
42	-	-	10
48	-	-	12

**Poa Annua Control in Established Bermudagrass Overseeded with Perennial Ryegrass (AZ, CA, NV, and TX only)**

Use on golf courses (excluding golf course putting greens), lawns, and sod nurseries when overseeding with perennial rye grass. (Minimum seeding rate of 350 lbs./A.)

**EVADE™ 4 FL**  
**EPA REG. NO. 34704-915**

**Table 3. How Much Evade 4 FL and When to Apply**

<b>Amount to apply</b>	<b>When to Apply</b>	<b>Expected Control</b>	<b>Use Precautions</b>
12-21 ozs./A*	6-8 weeds <b>before</b> ryegrass overseeding  <b>second application:</b> 4-8 weeks <b>after</b> overseeding or when perennial ryegrass roots are in the second inch of soil	1 application for 70% or greater control of <i>Poa annua</i> second application may enhance control	1. Some seedling mortality and temporary reduction in root growth of new seedlings may occur. 2. To reduce the potential for seedling mortality maintain a moist seedbed with light, frequent irrigation. 3. Make no more than 2 applications per year for this use, and do not exceed a total of 27 ozs./A per year. 4. Do not make a second application if any injury to the ryegrass is observed after the first application. 5. Do not make a second application unless the product was first applied before overseeding.

\*The amount of Evade 4 FL to apply depends upon: the length of residual control desired (the higher the application rate, the longer the control). Note: The higher the rate, the greater the potential for seedling mortality.

**ORNAMENTALS (CONTAINER, FIELD AND LANDSCAPE GROWN, INCLUDING CHRISTMAS TREE FARMS), RIGHTS-OF-WAY, GROUNDS OF UTILITIES, AND UNGRAZED FENCE ROWS**

Evade 4FL may be applied to soil surfaces for preemergence control of many grass and broadleaf weeds:

- Around ornamental shrubs, trees, established perennial vegetation and wildflower plantings;
- On or surrounding managed rights-of-way for transportation systems including roadways, road-sides, railways, and equipment yards;
- On grounds of utilities such as power substations, tank farms, pumping stations, parking and storage areas;
- On ungrazed fence rows.

**Application, Timing, and Information**

**Evade 4 FL:**

1. Will not control emerged weeds.
2. May be applied to newly-transplanted and established ornamentals as a broadcast or over-the-top spray.
3. Is most effective when applied to soil free of clods, weeds, and debris such as leaves and mulch.
4. Is most effective when the product is activated in the soil before weed seeds germinate and within 14 days after application.
5. Is activated when the treated area receives at least 0.5 inch of irrigation or rainfall, or shallow (1 to 2 inches) mechanical incorporation.

120821

**EVADE™ 4 FL**  
**EPA REG. NO. 34704-915**

**Use Precautions**

**To reduce injury potential:**

1. Direct application of Evade 4 FL to rapidly growing tissue or buds may injure desirable plants. In the spring when buds are rapidly growing and expanding, over-the-top application of Evade 4 FL may injure new growth of desirable plants, however, these effects are temporary. To reduce the possibility of injury at this time, wait to apply Evade 4 FL over the top of newly emerged vegetation until it has hardened off, unless your experience indicates that the ornamental plant will not be injured by the over-the-top application.
2. After application immediately apply overhead irrigation to the foliage to wash Evade 4 FL from plant surfaces onto soil (watering the foliage of plants before application may improve the washing process).

**Table 4. Ornamental and Christmas Tree Farms - Application Sites and Instructions**

<b>Site</b>	<b>Application Instructions</b>
Newly-Transplanted Container or Field Nursery Stock	<ol style="list-style-type: none"> <li>1. Delay application until soil has settled around transplants.</li> <li>2. Water transplants thoroughly before application.</li> <li>3. Apply after cuttings form roots and are established.</li> <li>4. To avoid inhibition of the tissue union, apply before budding/grafting or after buds/grafts have taken.</li> </ol>
Established Container, Field Nursery Stock, or Landscape Plants	<ol style="list-style-type: none"> <li>1. Apply at any time as a broadcast, over-the-top, or directed spray.</li> </ol>
Landscape (or Ornamental) Plantings	<ol style="list-style-type: none"> <li>1. Apply as a broadcast, over-the-top, or as a directed spray.</li> <li>2. Delay applications to newly transplanted ornamentals until soil has settled around transplants.</li> </ol>
Bare Ground Application for Container Placement	<ol style="list-style-type: none"> <li>1. Apply to soil (including mulch, gravel, wood chips, or other permeable base) upon which containerized ornamentals are placed.</li> <li>2. After Evade 4 FL is applied, perform shallow cultivation or hand weeding only, to avoid disturbing the herbicide barrier.</li> </ol>
In Shadehouses and Uncovered Polyhouses	<ol style="list-style-type: none"> <li>1. After Evade 4 FL is applied, uncovered polyhouses must remain open for at least 7 days and ornamentals must receive <u>2 irrigations totaling at least ½ inch of water before covering.</u></li> </ol>
Ornamental Bulbs and Perennial Wildflower Plantings	<ol style="list-style-type: none"> <li>1. Evade 4 FL may be applied to bulbs or perennial wildflower species listed in the section. Apply before or after bulbs emerge but before bulbs bloom and weeds emerge.</li> <li>2. In wildflowers, a postemergence herbicide labeled for wild flowers may be needed to control weeds that have already emerged.</li> </ol>

**Table 5. How Much Evade 4 FL and When to Apply - Ornamentals**

<b>Amount to Apply (Broadcast)*</b>	<b>When to Apply</b>	<b>Comments/Instructions</b>
21-48 ozs./A or 0.5-1.1 ozs./1,000 sq. ft.	In fall or spring before weeds germinate or after weeds are removed.	<ol style="list-style-type: none"> <li>1. Use the higher rate for longer control.</li> <li>2. Evade 4 FL may be applied more than once per year as long as the total amount of product applied does not exceed 48 ozs./A per year.</li> </ol>

**\*Note:** For band application, calculate amount per acre:

$$\frac{\text{Band width in inches}}{\text{Row width in inches}} \times \text{broadcast rate} = \text{amount to apply/acre of field}$$

**EVADE™ 4 FL**  
**EPA REG. NO. 34704-915**

**Table 6. Equivalent Measurements for Evade 4 FL**

<b>ozs./A</b>	<b>ozs./1,000 sq. ft.</b>	<b>Approximate Equivalent - Tablespoons/1,000 sq. ft</b>
21	0.5	1.0
31	0.7	1.5
42	1.0	2.0
48	1.1	2.25

**Tank Mixtures For Use on Ornamentals**

Evade 4 FL may be tank mixed with other registered herbicides listed on this label to provide a broader spectrum of weed control or to control emerged weeds. Tank mixes with Evade 4 FL are for use only in states where the tank mix partner(s), application site and intended use pattern are registered.

Follow the label directions of the tank mix partner(s) for application rates, timing, weeds controlled, tolerant ornamentals, and specific use precautions and/or restrictions. Before combining a tank mix partner in the spray tank, test for compatibility as described on this label.

**Table 7. Tank Mix Partners for Evade 4 FL on Ornamentals**

<b>Product</b>	<b>Precautions/Instructions</b>
Goal® (use on conifers only)	1. Mix with Evade 4 FL for postemergence control of certain broadleaf weeds including malva and filaree.
Gallery®, Princep®, Pennant MAGNUM®	See product labels for weed spectrum and tolerant ornamentals.
Mad Dog®, Touchdown Pro®, Roundup® or other glyphosate-based products, Finale®	1. These nonselective tank mix herbicides control many emerged annual broadleaves and grasses. 2. Take extreme care to prevent tank mixtures with these partner products from contacting the foliage and stems of turfgrass, trees, shrubs, or other desirable vegetation because desirable vegetation may be severely injured or killed. Apply these tank mixtures as a directed spray and use a shield to prevent spray from contacting foliage of desirable plants. 3. Following instructions on the tank mix partner's label, delay irrigation of the treated area to allow time for the herbicide to be absorbed by weed foliage.

**Tolerant Ornamental Species**

The species listed below in Table 1 are tolerant to Evade 4 FL. Evade 4 FL may be used for application, except in CA, to the species in Table 2. Evade 4 FL may be applied over the top of the listed species. The species that are not tolerant to Evade 4 FL when grown in containers are indicated.

When plants are under stress (such as heat, drought, or frost damage), some cultivars of listed plants may be sensitive to Evade 4 FL.

**EVADE™ 4 FL  
EPA REG. NO. 34704-915**

**Table 8. Tolerant Ornamental Species - All States**

<b><u>Scientific Name</u></b>	<b><u>Common Name</u></b>
<i>Abies</i> spp.	Fir species ** (Balsam, Fraser, Noble, etc.)
<i>Acer palmatum</i>	Japanese Maple
<i>Acer platinoides</i>	Norway Maple
<i>Actinida chinensis</i>	Kiwi*
<i>Agapanthus africanus</i>	Lily-of-the-Nile (African Lily)
<i>Arctostaphylos densiflora</i>	Vine Hill Manzanita
<i>Arctotheca calendula</i>	Cape Weed
<i>Aucuba japonica</i>	Japanese Aucuba
<i>Berberis gladwynensis</i>	Barberry
<i>Berberis julianae</i>	Wintergreen Barberry
<i>Berberis mentorensis</i>	Mentor Barberry
<i>Berberis thunbergii</i>	Japanese Barberry
<i>Berberis verruculosa</i>	Warty Barberry
<i>Buxus microphylla</i>	Japanese Boxwood
<i>Callistemon viminalis</i>	Weeping Bottlebrush
<i>Calluna vulgaris</i>	Scotch Heather
<i>Carpobrotus edulis</i>	Hottentot Fig (Ice Plant)
<i>Cassia artemisioides</i>	Feathery Cassia
<i>Ceanothus rigidus</i>	Wild Lilac
<i>Chamaecyparis pisifera</i>	False Cypress
<i>Cleyera japonica</i>	Cleyera
<i>Citrus</i> spp.	Citrus species*
<i>Cornus florida</i>	Flowering Dogwood
<i>Cornus stolonifera</i>	American Dogwood
<i>Cortaderia selloana</i>	Pampas Grass
<i>Cotoneaster apiculatus</i>	Cranberry Cotoneaster
<i>Cotoneaster buxifolius</i>	Cotoneaster
<i>Cotoneaster dammeri</i>	Bearberry Cotoneaster
<i>Cotoneaster microphyllus</i>	Rockspray Cotoneaster
<i>Crataegus</i> spp.	Hawthorne
<i>Cupressus sempervirens</i>	Italian Cypress
<i>Delosperma alba</i>	White Trailing Ice Plant
<i>Dodonea viscosa</i>	Hop Bush
<i>Elaeagnus pungens</i>	Silverberry
<i>Euonymus fortunei</i>	Wintercreeper
<i>Euonymus japonica</i>	Japanese Spindle Tree (Evergreen Euonymus)
<i>Euonymus kiautschovicka</i>	Spreading Euonymus
<i>Fatsia japonica</i>	Japanese Aralia
<i>Forsythia intermedia</i>	Border Forsythia
<i>Forsythia viridissima</i>	Greenstem Forsythia
<i>Gardenia jasminoides</i>	Gardenia, Cape-Jasmine
<i>Gladiolus</i> spp.	Gladiolus species***
<i>Hedera helix</i>	English Ivy
<i>Hibiscus</i>	Rose of Sharon**
<i>Hibiscus Rosa-sinensis</i>	Chinese Hibiscus**
<i>Ilex cornuta</i>	Chinese Holly**
<i>Ilex crenata</i>	Japanese Holly
<i>Ilex opaca</i>	American Holly
<i>Ilex pernyi</i>	Holly
<i>Ilex vomitoria</i>	Yaupon Holly

**EVADE™ 4 FL**  
**EPA REG. NO. 34704-915**

**Scientific Name**

**Common Name**

<i>Iris</i> spp.	Iris species**
<i>Jasminium nudiflorum</i>	Winter Jasmine
<i>Juniperus chinensis</i>	Chinese Juniper
<i>Juniperus conferta</i>	Shore Juniper
<i>Juniperus horizontalis</i>	Creeping Juniper
<i>Juglans</i> spp.	Walnut*
<i>Justicia brandegeana</i>	Shrimp plant
<i>Lagerstromia indica</i>	Crape Myrtle
<i>Ligustrum amurense</i>	Amur Privet
<i>Ligustrum japonicum</i>	Japanese Privet
<i>Ligustrum lucidum</i>	Glossy Privet (Wax-Leaf)
<i>Liriope muscari</i>	Big Blue Lillyturf
<i>Lonicera japonica</i>	Japanese Honeysuckle
<i>Lonicera tatarica</i>	Tatarian Honeysuckle
<i>Magnolia</i> spp.	Magnolia species**
<i>Maleophora luteola</i>	Ice Plant
<i>Malus</i> spp.	Crabapple*
<i>Nandina domestica</i>	Heavenly Bamboo
<i>Narcissus</i> spp.	Narcissus species**
<i>Nerium</i> spp.	Oleander
<i>Olea europaea</i>	Olive*
<i>Ophiopogon japonicus</i>	Mondo Grass**
<i>Osteospermum fruticosum</i>	Trailing African Daisy
<i>Oxydendrum arboreum</i>	Sourwood
<i>Persea americana</i>	Avocado*
<i>Photinia fraseri</i>	Frasier's Photinia (Redtip)
<i>Picea</i> spp.	Spruce species**(Colorado Blue, Norway, etc.)
<i>Pieris japonica</i>	Lily-of-the-Valley Shrub
<i>Pinus brutia</i>	Calabrian Pine
<i>Pinus canariensis</i>	Canary Island Pine
<i>Pinus elliotii</i>	Slash Pine
<i>Pinus halepensis</i>	Aleppo Pine
<i>Pinus nigra</i>	Austrian Black Pine
<i>Pinus palustris</i>	Longleaf Pine
<i>Pinus radiata</i>	Monterey Pine
<i>Pinus strobus</i>	Eastern White Pine
<i>Pinus sylvestris</i>	Scotch Pine
<i>Pinus taeda</i>	Loblolly Pine
<i>Pinus thunbergiana</i>	Japanese Black Pine
<i>Pinus virginiana</i>	Virginia Pine
<i>Pistacia</i> spp.	Pistachio*
<i>Pittosporum rhombifolium</i>	Queensland Pittosporum
<i>Pittosporum tobira</i>	Japanese Pittosporum
<i>Podocarpus macrophyllus</i>	Japanese Yew
<i>Prunus laurocerasus</i>	English Laurel
<i>Prunus</i> spp.	Almond, Apricot, Nectarine, Peach, Plum and Prune*
<i>Pseudotsuga menziesii</i>	Douglas Fir**
<i>Pyracantha coccinea</i>	Firethorn Scarlet
<i>Pyracantha fortuneana</i>	Firethorn
<i>Pyracantha koidzumii</i>	Firethorn
<i>Pyrus</i> spp.	Bradford Pear spp.

**EVADE™ 4 FL**  
**EPA REG. NO. 34704-915**

**Scientific Name**

**Common Name**

*Quercus rubra*  
*Raphiolepis indica*  
*Rhododendron* (Including Azalea)

Oak species  
Indian Hawthorn  
'Coral Bells'  
'Formosa'  
'Hino-crimson'  
'PJM'  
'Roseum Elegans'  
Lady Bank's Rose  
Rosemary\*  
Leatherleaf Fern

*Rosa banksiae*  
*Rosmarinus officinalis*  
*Rumohra adiantiformis*  
*Santolina virens*  
*Sedum album*  
*Syzygium paniculatum*  
*Taxus cuspidata*  
*Taxus media*  
*Thuja occidentalis*  
*Trachelospermum asiaticum*  
*Tsuga canadensis*  
*Tulipa* spp.  
*Viburnum japonicum*  
*Viburnum odoratissimum*  
*Viburnum plicatum*  
*Viburnum rigidum*  
*Viburnum tinus*  
*Viburnum trilobium*  
*Viburnum wrightii*  
*Vinca major*  
*Vinca minor*  
*Vitis* spp.  
*Weigela florida*  
*Yucca aloifolia*  
*Yucca filamentosa*

Stonecrop  
Japanese Boxcherry  
Japanese Yew  
Yew  
American Arborvitae  
Star Jasmine  
Canada Hemlock  
Tulip species  
Japanese Viburnum  
Sweet Viburnum  
Japanese Snowball  
Canary Island Viburnum  
Laurustinus  
Cranberry Bush  
Leatherleaf Viburnum  
Vinca  
Dwarf Periwinkle  
Grape\*  
Old Fashioned Weigela  
Spanish Bayonet  
Yucca, Adam's Needle

\*Do not use on food producing trees, vines, or plants.

\*\*Not for use on container grown plants.

**Table 9. Tolerant Ornamental Species/Varieties - All States Except CA**

**Scientific Name**

**Common Name**

*Abelia grandiflora*  
*Achillea* spp.  
*Agapanthus orientalis*  
*Akebia quintata*  
*Allium cernuum*  
*Anemone hybrida*  
*Aquilegia* spp.  
*Artemisia* spp.  
*Aster* spp.  
*Aster x frikartii*  
*Athyrium filix-femina*  
*Begonia* spp.  
*Bergenia cordifolia*  
*Boltonia asteroides*

Abelia: Sherwood  
Yarrow: King Edward  
  
Five-leaf or Chocolate Vine  
Lady's Leek, Nodding Onion  
Japanese Anemone  
Aquilegia: Red and Gold  
Wormwood; Silver Mound, Castle  
Aster: Bonny Blue, Purple Dome  
  
Lady Fern; Fern Lady  
Fibrous Begonia: Hardy Grandis  
  
Snowbank



170f21

**EVADE™ 4 FL**  
**EPA REG. NO. 34704-915**

**Scientific Name**

*Bougainvillea* spp.  
*Buddleia davidii*  
*Callistemon citrinus*  
*Campanula carpatica*  
*Campis x tagliabuana*  
*Ceratostigma plumbaginoides*  
*Chrysanthemum nipponicum*  
*Coreopsis* spp.  
*Crocasmia* spp.  
*Delosperma* spp.  
*Delphinium* spp.  
*Dianthus deltooides*  
*Dianthus gratianopolitanus*  
*Echinacea purpurea*  
*Forsythia suspensa*  
*Gaillardia* spp.  
*Gaura* spp.  
*Gentiana dahurica*  
*Geranium cinereum*  
*Gypsophila repens*  
*Helianthemum* spp.  
*Hemerocallis* spp.  
*Heucherella* spp.  
*Hibiscus* spp.  
*Hosta plantaginea*  
*Hosta sieboldiana*  
*Houttuynia cordata* var. *variegata*  
*Hydrangea macrophylla*  
*Inula ensifolia*  
*Iris ensata*  
*Iris siberica*  
*Juniperus davurica*  
*Lagerstromia indica x fauriei*  
*Lantana montevidensis*  
*Lavender* spp.  
*Leontopodium alpinum*  
*Ligustrum sinense*  
*Lilium* spp.  
*Liriope muscari* var. *variegata*  
*Liriope spicata*  
*Lobelia cardinalis*  
*Loropetalum chinense*  
*Lythrum* spp.  
*Miscanthus sinensis*  
*Oenothera missouriensis*  
*Osmanthus heterophyllus*  
*Paeonia suffruticosa*  
*Pennisetum setaceum*  
*Perovskia atriplicifolia*  
*Physostegia virginiana*  
*Quercus shumardii*

**Common Name**

Bougainvillea  
Butterfly-Bush (Dwarf Blue); Royal Red  
Crimson Bottlebrush  
Tussock Bellflower; (White Clips)  
Trumpet Creeper, Trumpet Flower, Madame Galen  
  
Coreopsis (Calliopsis): Early Sunrise, Moonbeam  
Lucifer  
Cooperi Pink  
Larkspur; Blue Elf  
Dianthus, Maiden Pinks 'Zing'  
Cheddar Pink  
Coneflower, Purple; Magnus  
Weeping Forsythia  
Gaillardia, Blanket Flower: 'Goblin'  
  
Gentian  
Cranesbill  
Baby's Breath  
Sunrose  
Daylily: Aztec Gold, Stella De Oro, Tender Love  
Coral Bell; Bridget Bloom  
Mallow; Disco Belle White  
Hosta, Plantain Lily (Fragrant)  
Hosta, 'Searsucker'  
  
Bigleaf Hydrangea  
  
Sword-Leaved Iris; Jodlesong  
Siberian Iris; Cabernet  
Parsoni  
Crape Myrtle; Tuscarora  
Weeping Lantana  
Lavender; Munstead  
Edelweiss  
Chinese Privet; Variegata  
Lily: Jazz  
Liriope, Variegated  
Liriope, Creeping  
Cardinal Flower, Indian Pink  
Burgundy  
Loosestrife; Modern Pink  
Yaku Jima\*\*, Silberfeder\*\*  
Evening Primrose  
Osmanthus (False Holly): Gulf Tide  
Tree Peony  
Fountain Grass (Dwarf)\*\*  
  
Dragonhead, False; Vivid  
Oak, Shumard's Red

18 of 21

**EVADE™ 4 FL**  
**EPA REG. NO. 34704-915**

**Scientific Name**

**Common Name**

*Raphiolepis umbellata*  
*Rhododendron* (including Azalea)

Yedda Hawthorne  
'Delaware Valley White'  
'Flame Creeper'  
'Girard Crimson'  
'George L. Tabor'  
'Wakeiebisu'  
'White Gumpo'  
Black-Eyed Susan; Goldstrum  
Saxifrage; Purple Dome  
Pincushion Flower  
Stonecrop; Lidakense  
Stonecrop  
Stonecrop; Dragon's Blood  
Spirea; Anthony Waterer  
Australian Brushcherry  
Germander  
Meadow Rue  
Veronica, Speedwell; Sunny Border  
Arrowood Viburnum

*Redbeckia* spp.  
*Saxifraga* spp.  
*Scabiosa* spp.  
*Sedum cauticola*  
*Sedum dasyphyllum*  
*Sedum spurium*  
*Spiraea bumalda*  
*Syzygium paniculatum*  
*Teucrium* spp.  
*Thalictrum dipterocarpum*  
*Veronica* spp.  
*Viburnum suspensum*

\*\* Not for use on container grown plants.

**NEW PLANTINGS, REPLANTING AND ROTATIONAL PLANTINGS**

Nursery, landscape, or non-cropped land areas treated with Evade 4 FL should be rotated only to ornamental species listed on this label for 1 year following application unless the following test has shown species safety:

Before planting a species not listed on this label, it is recommended that several test strips of an indicator plant such as wheat, sorghum or corn be sown into the treated area. If the indicator plants germinate and grow normally to a height of 12 inches with normal root development, it is safe to plant.

In areas disturbed by new plantings or replanting of labeled species, it may be necessary to retreat exposed soil to maintain satisfactory weed control, but do not apply more than 48 ozs./A per year.

**CHEMIGATION INSTRUCTIONS – OVERHEAD SPRINKLER IRRIGATION APPLICATION**

- Apply this product only through an overhead sprinkler irrigation system. Do not apply this product through any other type of irrigation system.
- Crop injury, lack of effectiveness, or illegal pesticide residues in the crop can result in non-uniform distribution of treated water. If you have questions about calibration, contact State Extension Service specialists, equipment manufacturers, or other experts.
- To avoid injury to foliage, make sure foliage is sufficiently wet before application or adequate irrigation is applied after application.
- If sprinkler distribution patterns overlap excessively, injury to leatherleaf ferns and other ornamentals may result.
- Do not connect an irrigation system (including greenhouse systems) used for pesticide application to public water systems unless pesticide label-prescribed safety devices for public water systems are in place
- If necessary, a person knowledgeable of the chemigation system and responsible for its operation, or someone under the supervision of the responsible person, shall shut the system down and make necessary adjustments.

19021

**EVADE™ 4 FL**  
**EPA REG. NO. 34704-915**

**Operation Instructions**

1. The system must contain a functional check valve, vacuum relief valve, and low-pressure drain appropriately located on the irrigation pipeline to prevent water source contamination from backflow.
2. The pesticide injection pipeline must contain a functional automatic, quick closing check valve to prevent the flow of fluid back toward the injection pump.
3. The pesticide injection pipeline must also contain a functional, normally closed, solenoid-operated valve located on the intake side of the injection pump and connected to the system interlock to prevent fluid from being withdrawn from the supply tank when the irrigation system is either automatically or manually shut down.
4. The system must contain functional interlocking controls to automatically shut off the pesticide injection pump when the water pump motor stops.
5. The irrigation line or water pump must include a functional pressure switch which will stop the water pump motor when the water pressure decreases to the point where pesticide distribution is adversely effected.
6. Systems must use a metering pump such as a positive displacement injection pump (e.g. diaphragm pump) effectively designed and constructed of materials that are compatible with pesticides and capable of being fitted with a system interlock.
7. Do not apply when wind speed favors drift beyond the area intended for treatment.
8. Prepare a mixture with a minimum of 20 parts of water and 1 part Evade 4FL and inject this herbicide suspension mixture into the overhead system. Injecting a larger volume of a more dilute mixture per hour will usually provide more accurate calibration of metering equipment. Maintain sufficient agitation to keep the herbicide in suspension.
9. Before injecting Evade 4FL into the system, run the irrigation system long enough to wet the foliage, then inject Evade 4FL suspension mixture in the pesticide supply tank (see number 8 above) in 1 inch of irrigation water. After the application is complete, continue the irrigation until all residues are washed off the foliage.

**STORAGE AND DISPOSAL**

**PESTICIDE STORAGE:** Do not contaminate water, food, or feed by storage or disposal.  
For minor spills, leaks, or other accidental contamination, follow all precautions indicated on this label and clean up immediately. Take special care to avoid contamination of equipment and facilities during clean up and disposal of wastes.

**PESTICIDE DISPOSAL:** Wastes resulting from the use of this product may be disposed of on site or at an approved waste disposal facility.

**CONTAINER DISPOSAL: Nonrefillable container.** Do not reuse this container to hold materials other than pesticides or dilute pesticides (rinsate). After emptying and cleaning, it may be allowable to temporarily hold rinsate or other pesticide-related materials in the container. Contact your state regulatory agency to determine allowable practices in your state. Once cleaned, some agricultural plastic pesticide containers can be taken to a container collection site or picked up for recycling. To find the nearest site, contact your chemical dealer or manufacturer, or contact The Agricultural Container Recycling Council (ACRC) at [www.acrecycle.org](http://www.acrecycle.org). If not recycled, then puncture and dispose of in a sanitary landfill, or incineration, or if allowed by state and local authorities, by burning. If burned, stay out of smoke.

**For packages up to 5 gallons: Triple rinse as follows:** Empty the remaining contents into application equipment or a mix tank and drain for 10 seconds after the flow begins to drip. Fill the container ¼ full with water and recap. Shake for 10 seconds. Pour rinsate into application equipment or a mix tank or store rinsate for later use or disposal. Drain for 10 seconds after the flow begins to drip. Repeat this procedure two more times. **Pressure rinse as follows:** Empty the remaining contents into application equipment or a mix tank and continue to drain for 10 seconds after

20021

**EVADE™ 4 FL  
EPA REG. NO. 34704-915**

**Storage & Disposal cont'd.:**

the flow begins to drip. Hold container upside down over application equipment or mix tank or collect rinsate for later use or disposal. Insert pressure rinsing nozzle in the side of the container, and rinse at about 40 PSI for at least 30 seconds. Drain for 10 seconds after the flow begins to drip.

**For packages greater than 5 gallons or 50 pounds: Triple rinse as follows:** Empty the remaining contents into application equipment or a mix tank. Fill the container ¼ full with water. Replace and tighten closures. Tip container on its side and roll it back and forth, ensuring at least one complete revolution, for 30 seconds. Stand the container on its end and tip it back and forth several times. Turn the container over onto its other end and tip it back and forth several times.

Empty the rinsate into application equipment or a mix tank or store rinsate for later use or disposal. Repeat this procedure two more times. **Pressure rinse as follows:** Empty the remaining contents into application equipment or a mix tank and continue to drain for 10 seconds after the flow begins to drip. Hold container upside down over application equipment or mix tank or collect rinsate for later use or disposal. Insert pressure rinsing nozzle in the side of the container, and rinse at about 40 PSI for at least 30 seconds. Drain for 10 seconds after the flow begins to drip.

**For refillable containers:** Refill this container with pesticide only. Do not reuse this container for any other purpose. Cleaning the container before final disposal is the responsibility of the person disposing of the container. Cleaning before refilling is the responsibility of the refiller. To clean the container before final disposal, empty the remaining contents from this container into application equipment or mix tank. Fill the container about 10 percent full with water. Agitate vigorously or recirculate water with the pump for 2 minutes. Pour or pump rinsate into application equipment or rinsate collection system. Repeat this rinsing procedure two more times.

This is a refillable container that must be returned to an authorized Loveland Products, Inc. facility for refilling or disposal.

For more information contact Loveland Products, Inc. at 1-888-574-2878.

For help with any spill, leak, fire or exposure involving this material, call day or night CHEMTREC – 1-800-424-9300.

**CONDITIONS OF SALE AND LIMITATION OF WARRANTY AND LIABILITY**

**BEFORE BUYING OR USING THIS PRODUCT**, read the entire Directions for Use and the following Conditions of Sale and Limitation of Warranty and Liability. By buying or using this product, the buyer or user accepts the following Conditions of Sale and Limitation of Warranty and Liability, which no employee or agent of LOVELAND PRODUCTS, INC. or the seller is authorized to vary in any way.

Follow the Directions for Use of this product carefully. It is impossible to eliminate all risks inherently associated with the use of this product. Crop or other plant injury, ineffectiveness, or other unintended consequences may result from such risks as weather or crop conditions, mixture with other chemicals not specifically identified in this product's label, or use of this product contrary to the label instructions, all of which are beyond the control of LOVELAND PRODUCTS, INC. and the seller. The buyer or user of this product assumes all such inherent risks.

Subject to the foregoing inherent risks, LOVELAND PRODUCTS, INC. warrants that this product conforms to the chemical description on the label and is reasonably fit for the purposes stated in the Directions for Use when the product is used in strict accordance with such Directions for Use under normal conditions of use. EXCEPT AS WARRANTED IN THIS LABEL AND TO THE EXTENT CONSISTENT WITH APPLICABLE LAW, THIS PRODUCT IS SOLD "AS IS," AND LOVELAND PRODUCTS, INC. MAKES NO OTHER WARRANTY, EXPRESS OR IMPLIED, INCLUDING BUT NOT LIMITED TO MERCHANTABILITY, FITNESS FOR A PARTICULAR PURPOSE, OR ELIGIBILITY OF THIS PRODUCT FOR ANY PARTICULAR TRADE USAGE.

21 of 21

**EVADE™ 4 FL**  
**EPA REG. NO. 34704-915**

IN THE UNLIKELY EVENT THAT BUYER OR USER BELIEVES THAT LOVELAND PRODUCTS, INC. HAS BREACHED A WARRANTY CONTAINED IN THIS LABEL AND TO THE EXTENT REQUIRED BY APPLICABLE LAW, BUYER OR USER MUST SEND WRITTEN NOTICE OF ITS CLAIM TO THE FOLLOWING ADDRESS: LOVELAND PRODUCTS, INC., ATTENTION: LAW DEPARTMENT, P.O. BOX 1286, GREELEY, CO 80632-1286.

TO THE EXTENT CONSISTENT WITH APPLICABLE LAW, THE BUYER'S OR USER'S EXCLUSIVE REMEDY FOR ANY INJURY, LOSS, OR DAMAGE RESULTING FROM THE HANDLING OR USE OF THIS PRODUCT, INCLUDING BUT NOT LIMITED TO CLAIMS OF BREACH OF WARRANTY OR CONTRACT, NEGLIGENCE, STRICT LIABILITY, OR OTHER TORTS, SHALL BE LIMITED TO ONE OF THE FOLLOWING, AT THE ELECTION OF LOVELAND PRODUCTS, INC. OR THE SELLER: DIRECT DAMAGES NOT EXCEEDING THE PURCHASE PRICE OF THE PRODUCT OR REPLACEMENT OF THE PRODUCT. TO THE EXTENT CONSISTENT WITH APPLICABLE LAW, LOVELAND PRODUCTS, INC. AND THE SELLER SHALL NOT BE LIABLE TO THE BUYER OR USER OF THIS PRODUCT FOR ANY CONSEQUENTIAL, SPECIAL, OR INDIRECT DAMAGES, OR DAMAGES IN THE NATURE OF A PENALTY.

Pennant MAGNUM®, Princep®, and Touchdown® are registered trademarks of a Syngenta Group Company.

Finale® is a registered trademark of Bayer.

Gallery® and Goal® are registered trademarks of Dow AgroSciences LLC.

Roundup® is a registered trademark of Monsanto Technology.

Evade™ is a trademark and Mad Dog® is a registered trademark of Loveland Products, Inc.

Formulated in the USA  
**FORMULATED FOR**



**Loveland**  
PRODUCTS INC.

P.O. BOX 1286, GREELEY, COLORADO 80632-1286