

34473-4




11/18/2003

Page 1 of 4

ACCEPTED

NOV 18 2003

Under the Federal Insecticide, Fungicide, and Rodenticide Act, as amended, for the pesticide registered under EPA Reg. No. 34473-4



OCTENOL

Makes your insect killer more effective in killing certain MOSQUITOES & BITING FLIES

Slow-release cartridge emits attractant when insect killer is on

Keep out of reach of children

CAUTION

SEE BACK PANEL FOR ADDITIONAL PRECAUTIONS AND DIRECTIONS FOR USE

Active Ingredient	87.8%
OTHER INGREDIENT	12.2%
TOTAL	100.0%

Net Contents: ONE CARTRIDGE*

*Content 100 mg/pt 1-00794-01

EPA Reg No. 34473-4
EPA Est. No. 34473-MA-1

FLOWTRON

OCTENOL

UPC:
0-26713-81000-2

PRECAUTIONARY STATEMENTS:
HARMFUL TO HUMANS AND DOMESTIC ANIMALS
CAUTION: Hazard if swallowed, absorbed through the skin or inhaled. Avoid inhalation and avoid skin, mouth and eye contact with the evaporation holes. Wash thoroughly with soap and water after handling.

FIRST AID	
If on skin or clothing:	<ul style="list-style-type: none"> • Take off contaminated clothing. • Rinse skin immediately with plenty of water for 15-20 minutes. • Call a poison control center or doctor for treatment advice.
If in eyes:	<ul style="list-style-type: none"> • Hold eye open and rinse slowly and gently with water for 15-20 minutes. • Remove contact lenses, if present, after the first 5 minutes, then continue rinsing eye. • Call a poison control center or doctor for treatment advice.
If inhaled:	<ul style="list-style-type: none"> • Move person to fresh air. • If person is not breathing, call 911 or an ambulance, then give artificial respiration, preferably by mouth-to-mouth, if possible. • Call a poison control center or doctor for further treatment advice.
If swallowed:	<ul style="list-style-type: none"> • Call poison control center or doctor immediately for treatment advice. • Have person sip a glass of water if able to swallow. • Do not induce vomiting unless told to do so by the poison control center or doctor. • Do not give anything by mouth to an unconscious person.


Have the product container or label with you when calling a poison control center or doctor, or going for treatment.

Directions for Use:

It is a violation of Federal law to use this product in a manner inconsistent with its labeling.
Remove sealed attractant cartridge from package and peel off adhesive label covering evaporation holes. (See figure 1).

For Mosquitoes (Insect Killers)

- 1. Remove double faced tape from package and peel off backing paper from one side of tape. Press tape to bottom of cartridge. (Side opposite evaporation holes).
- 2. Peel off backing paper from opposite side of tape. Press cartridge firmly into bulb reservoir at bottom of enclosure. (See figure 2).



For Mosquito Power/Trap™ Mosquitoes

- 1. Discard double-face tape (not required with Power/Trap mosquito).
- 2. Loosen flange-cover on plenum cover and remove cover. Place cartridge with holes facing out into the rectangle opening in the center of the plenum. Replace cover and tighten flange-cover. (See figure 3).



When your device is operating, it will produce the required heat and convective air flow to vaporize the attractant and disperse it at the proper rate per hour.

For best results replace cartridge after 450 hours of Insect Killer or Mosquito Power/Trap™ use.

Storage and Disposal:

- Storage:** Store unopened attractant cartridge in a cool, dry place until ready to use.
- Disposal:** If empty: Do not reuse cartridge. Place in trash or offer for recycling if available. If partly filled: Contact your local solid waste agency at www.1800cleanup.org or call 1-800-CLEANUP for disposal instructions. Never place unused product down any indoor or outdoor drain.

Manufactured by ARMATRON International, Inc., Middleburg, MA 02148 781-621-8200 - www.armatron.com

ARMATRON
PRINT SIDE
934385A

FLOWTRON
 Electronic Insect Killer and
 Mosquito PowerTrap Devices

PRECAUTIONARY STATEMENTS
HAZARDS TO HUMANS AND DOMESTIC ANIMALS
CAUTION: Harmful if swallowed. Absorb through the skin. Inhalant. Avoid inhalation and avoid skin, mouth and eye contact with the insecticide. Wash thoroughly with soap and water after handling.

FIRST AID	
If on skin or clothing:	<ul style="list-style-type: none"> • Take off contaminated clothing. • Rinse skin immediately with plenty of water for 15-20 minutes. • Call a poison control center or doctor for treatment advice.
If in eyes:	<ul style="list-style-type: none"> • Hold eye open and rinse slowly and gently with water for 15-20 minutes. • Remove contact lenses, if present, after the first 5 minutes, then continue rinsing eye. • Call a poison control center or doctor for treatment advice.
If inhaled:	<ul style="list-style-type: none"> • Move person to fresh air. • If person is not breathing, call 911 or an ambulance, then give artificial respiration, preferably by mouth-to-mouth, if possible. • Call a poison control center or doctor for further treatment advice.
If swallowed:	<ul style="list-style-type: none"> • Call a poison control center or doctor immediately for treatment advice. • Have person sip a glass of water if able to swallow. • Do not induce vomiting unless told to do so by the poison control center or doctor. • Do not give anything by mouth to an unconscious person.

Have the product container or label with you when calling a poison control center or doctor, or going for treatment. Directories list "Poison Help Lines".

Remove insecticide from the package and use the product in a well-ventilated area. Do not use the product in a room with a heat source. Do not use the product in a room with a heat source. Do not use the product in a room with a heat source.

For Mosquito PowerTrap™:
 Remove double-pan tape from opposite side of trap. Press cartridge firmly into hole in bottom of insecticide (see figure 2).

For Mosquito PowerTrap™ (Electric):
 Do not use double-pan tape (not required with PowerTrap model). Place cartridge with holes facing out into the rectangular opening in the center of the screen. Replace cover and tighten turn-on screw (see figure 3).


When you change a cartridge, it will produce the required heat and connection of flow to separate the insecticide and deposit it at the proper rate per hour.

For best results replace cartridges after 450 hours of treated area or Mosquito PowerTrap™ use.

Storage and Disposal:
 Storage: Store insecticide cartridge in a cool, dry place until ready to use. Do not store in a room with a heat source. Do not store in a room with a heat source. Do not store in a room with a heat source.

Disposal: Do not dispose of insecticide in a room with a heat source. Do not dispose of insecticide in a room with a heat source. Do not dispose of insecticide in a room with a heat source.

Manufactured by FLOWTRON International, Inc., Malden, MA 02148 781-321-2280 - www.flowtron.com



Octenol Mosquito Attractant

OCTENOL
 Makes your insect killer more effective in killing certain MOSQUITOES & BITING FLIES
 Slow-release cartridge emits attractant when insect killer is on
 Keep out of reach of children
CAUTION
 SEE BACK PANEL FOR ADDITIONAL PRECAUTIONS AND DIRECTIONS FOR USE.

Active Ingredient	87.2%
OTHER INGREDIENT	32.8%
TOTAL	100.0%

Net Content: SIX OCTENOL CARTRIDGES*

ERF Reg. No. 34473-4
 EPA Est. No. 34473-MA-1

LPC CODE:
 0-5713-0106-4

see box
 label

Directions for Use:

It is a violation of Federal law to use this product in a manner inconsistent with its labeling.

Remove sealed attractant cartridge from package and peel off adhesive label covering evaporation holes. (See figure 1).

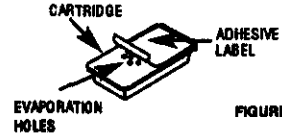


FIGURE 1

For Electronic Insect Killers:

- Remove double faced tape from package and peel off backing paper from one side of tape. Press tape to bottom of cartridge. (Side opposite evaporation holes).
- Peel off backing paper from opposite side of tape. Press cartridge firmly into bulb retainer at bottom of enclosure. (See figure 2).

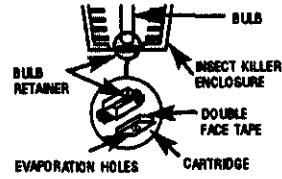


FIGURE 2

For Mosquito PowerTrap™ Models:

- Discard double-face tape (not required with PowerTrap models).
- Loosen thumb-screw on plenum cover and remove cover. Place cartridge with holes facing out into the rectangle opening in the center of the plenum. Replace cover and tighten thumb-screw. (See figure 3).

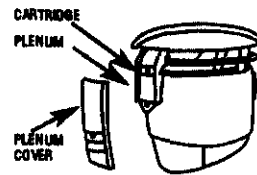


FIGURE 4

When your device is operating, it will produce the required heat and convective air flow to vaporize the attractant and disperse it at the proper rate per hour.

For best results replace cartridge after 450 hours of insect killer or Mosquito PowerTrap™ use.

Storage and Disposal

Storage: Store unopened attractant cartridge in a cool, dry place until ready to use.

Disposal: If empty: Do not reuse cartridge. Place in trash or offer for recycling if available. If partly filled: Contact your local solid waste agency at www.1800cleanup.org or call 1-800-CLEANUP for disposal instructions. Never place unused product down any indoor or outdoor drain.