

JUL - 3 1990

Dr. James A. Armbruster
Acme Division
PEI/Gordon Corporation
P.O. Box 4090
Kansas City, MO 64101

Dear Dr. Armbruster:

Subject: Hose-End Sprayer Directions
Acme Urban Insecticide for Lawns & Ornamentals
EPA Registration No. 33955-547
Your Application Dated February 21, 1990

The submitted label supplement which provides use instructions for a Melnor hose-end sprayer has been reviewed and found to be acceptable. A stamped copy of this supplement is enclosed.

A review of the product labeling indicates that certain revisions must be made in accordance with current Agency policies. Please incorporate these following changes.

1. The xylene-range aromatic petroleum solvent is no longer considered to be an active ingredient. It should be listed with the inert ingredients. The ingredients statement should then read:

Active Ingredients:
 Chlorpyrifos (O,O-diethyl O-3,5,6-trichloro-2-pyridyl)phosphorothioate . . . 6.62%

Inert Ingredients: 93.38%

100.00%

2. A footnote should be added to the information listed in Item 1, indicating:

*Contains xylene range aromatic petroleum solvents.

3. In the Statement of Practical Treatment for "If In Eyes," delete the phrase ". . . for 15 minutes."

CONCURRENCES

58930:J:WP5:O:Johnson:C:Disk:K:00:00/01:00:DD:VG:JH:DB

SYMBOL							
SURNAME							
DATE							

206
Please submit five (5) copies of the revised, complete labeling
within 30 days.

Sincerely yours,

Dennis H. Edwards, Jr.
Product Manager (12)
Insecticide-Rodenticide Branch
Registration Division (H7505C)

Enclosure

ACME® 17-16
DURSBAN
insecticide
for lawns & ornamentals

Controls: Chinch Bugs, Sod Webworms, Cutworms, Grasshoppers, Mealy Bugs, Leafhoppers and many other insects in home lawns and ornamental plants.

ACTIVE INGREDIENTS	
Chlorpyrifos 40.0-dietyl 0-tert-butyl	8.82%
3,5,6-trichloro-2-pyridyl phosphorothioate	88.86%
Xylene-Range Aromatic Petroleum Solvent	4.52%
INERT INGREDIENTS	
TOTAL 100.00%	

The Product Contains 0.50 lb. Chlorpyrifos per gallon.
DURSBAN® is a registered trademark of The Dow Chemical Company, 2115 (Patent No. 2,444,596, 1949).

Keep Out of Reach of Children
WARNING
See side panel for additional precautions and statement of practical treatment.

NET CONTENTS ONE QUART

PRECAUTIONARY STATEMENTS

Hazards to Humans & Domestic Animals:

WARNING — This product may be fatal if swallowed. Do not take internally. It can be absorbed through skin and may be injurious to both skin and eyes. Do not get on skin or into eyes. Wash thoroughly after handling. Wash contaminated clothing before reuse. Do not breathe vapors or spray mist. Do not allow spray to get on food crops. Keep away from food, feedstuffs and domestic water supplies. Keep container closed when not in use and handle concentrate only in a ventilated area.

Statement of Practical Treatment:

If Swallowed: Do not induce vomiting. Call a physician immediately. **If On Skin:** In case of contact, remove contaminated clothing and immediately wash skin with soap and water. **If In Eyes:** Flush eyes with plenty of water for 15 minutes and call a physician.

Note to Physician: Chlorpyrifos is a cholinesterase inhibitor. Treat symptomatically. Atropine only by injection is an antidote.

Environmental Hazards

This product is toxic to fish, birds and other wildlife. Do not apply directly to water. Do not apply where runoff is likely to occur. Do not apply when weather conditions favor drift from target area. Do not contaminate water by cleaning of equipment or disposal of wastes.

Physical or Chemical Hazards

COMBUSTIBLE: Do not use or store near heat or open flame.

DIRECTIONS FOR USE


It is a violation of Federal law to use this product in a manner inconsistent with its labeling.

STORAGE: Store in original bottle in a locked storage area inaccessible to children or pets. **DISPOSAL:** To dispose of bottle with unused pesticide, tighten cap and securely wrap bottle in several layers of newspapers and discard in trash. Do not reuse empty container. Discard in trash.

Home Lawns

For best results, lawn should be moist at time of treatment. Dilute Acme Dursban in enough water to obtain complete and uniform coverage. Apply as a coarse, low pressure spray using suitable application equipment. Thoroughly water lawn after treatment to wash the insecticide into the grass, except as otherwise noted.

To control **ants, armyworms, Brown dog ticks, chiggers, chinch bugs, clover mite, crickets, cutworms, earwigs, fleas, grasshoppers and sod webworms**, use 6 fl. oz. or 12 lbs. and spray on 1,000 sq. ft. when pests first appear. Retreat when needed. For **sod webworms**, delay watering or mowing for 12 to 24 hours after treatment. To control **turfgrass (Hyperodes) weevil**, use 12 fl. oz. or 24 lbs. and spray suspected problem area in mid-April and again in mid-May or as recommended by the local Agricultural Extension Service specialist in your area.



HOW TO USE IN THE SPREADER KING LAWN APPLICATOR:

1. Install a red metering orifice in the SPREADER KING when applying this product.
2. Determine lawn size by multiplying length by width to arrive at square footage.
3. Select the proper lawn size in column #1 below.
4. Select the proper amount of ACME Dursban Insecticide from column #2 and pour into the SPREADER KING bottle.
5. Fill bottle with water to the level indicated in column #3.
6. Push SPREADER KING at your average walking speed.
7. Apply to area to be covered twice; the second application should be made at right angles to the first application.

COLUMN 1 LAWN SIZE (square footage)	COLUMN 2 AMOUNT OF ACME DURSBAN TO USE		COLUMN 3 FILL WITH WATER TO: (pints)
	Tbsp.	Fl. Oz.	
1,000 sq. ft.	16	8	2
2,000 sq. ft.	32	16	4
3,000 sq. ft.	48	24	6
4,000 sq. ft.	64	32	8
5,000 sq. ft.	80	40	10

Ornamentals


NOTE: Do not use on azaleas, camelias, poinsettias, rose bushes, or variegated ivy because injury to these plants may occur.

Treat flowers, shrubs, vines, shade and flowering trees and evergreens found to be infested. Dilute with water as instructed and apply using a suitable hand or power sprayer in a manner to provide complete and uniform coverage. For best results, apply a wetting spray to both upper and lower leaf surfaces and infested limb and trunk areas. Attempt to penetrate dense foliage but avoid overspraying to the point of excessive run-off.

To control aphids, bagworms, Eastern tent caterpillar, Fall webworm, grasshoppers, mites, Orangestriped oakworm, spittlebugs, whiteflies, Yellownecked caterpillar, use 2 fl. oz. or 4 lbs. in 3 gals. water. To control cutworms, leafhoppers, mealybugs, Mimosa webworm, Redhumped caterpillar, thrips (exposed), use 3 fl. oz. or 6 lbs. in 3 gals. water. To control Ash borer, Lilac borer, scale crawlers, Quercus lecanium, pine needle tea, white peach, use 8 fl. oz. or 16 lbs. in 3 gals. of water.

NOTICE: Seller warrants that this product conforms to the ingredient statement on the label. Since conditions of use such as weather, compatibility with other chemicals, and condition of application equipment will vary, Seller makes no claims other than those stated on this label.

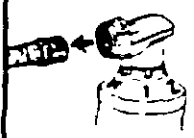
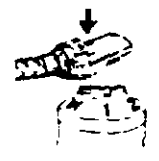


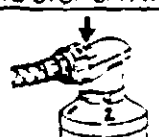

927-1185
EPA REG. NO. 33955-547
EPA EST. NO. 2217-KS-1



DURSBAN INSECTICIDE FOR LAWNS & ORNAMENTALS

-Supplemental Label -

See primary label on container for Precautionary Statements and Statement of Practical Treatment.

HOW TO USE YOUR		MELNOR® SPRAY GUARD®
See "APPLICATIONS" W. 1 or 2. Then follow		Section to select spray setting EACH STEP (1 through 6)
<p>1 TO SPRAY</p>  <p>Connect sprayer tightly to hose.</p>	<p>2</p>  <p>Point BLACK arrow to "OFF" line. Turn water on at faucet</p>	<p>3 IMPORTANT:</p>  <p>HOLD dark green release button UP and TURN BOTTLE until button is IN NOTCH over 1 or 2</p>
<p>4</p>  <p>Point BLACK arrow to "ON" line to spray</p>	<p>5 TO STOP SPRAYING</p>  <p>Point BLACK arrow to "OFF" line</p>	<p>6 IMPORTANT:</p>  <p>TURN BOTTLE until release button is back over W and "CLICKS" into locked position</p>
<p>a WATER ONLY WILL BE SPRAYED WHEN DARK GREEN RELEASE BUTTON IS DIRECTLY OVER W AND BLACK ARROW POINTS TO "ON" LINE</p> <p>b FOR STORAGE OR DISPOSAL—TURN WATER OFF AT FAUCET POINT BLACK ARROW TO "ON" LINE TO RELEASE PRESSURE DISCONNECT HOSE</p> <p>c FOR YOUR PROTECTION TOP CANNOT BE REMOVED</p>		

ACCEPTED with COMMENTS to EPA Letter Dated

JUL - 3 1990

Under the Federal Insecticide, Fungicide, and Rodenticide Act as amended, for the pesticide registered under EPA Reg. No. 101-101-1017

APPLICATIONS FOR HOME LAWNS:

Turn to notch 2. Apply uniform coverage making sure recommended amount is applied over indicated area. Follow all other directions indicated.

FOR ORNAMENTALS:

To control aphids, bagworms, Eastern tent caterpillar, fall webworm, grasshoppers, mites, orangestriped oakworm, spittlebugs, whiteflies, yellow necked caterpillar, cutworms, leafhopper, mealybug, Minosa webworm, Redhumped caterpillar, thrips (exposed), turn bottle to notch 1. To control Ash borer, Lilac borer, scale crawlers, (Oak lecanium, Pine needle, tea, white peach) turn bottle to notch 2. Follow all directions indicated.

