

33906-9

12/27/2012

1/27



UNITED STATES ENVIRONMENTAL PROTECTION AGENCY  
WASHINGTON, D.C. 20460

OFFICE OF CHEMICAL SAFETY  
AND POLLUTION PREVENTION

Wendy McCombie  
Lewis & Harrison  
122 C Street, NW  
Suite 505  
Washington, DC 20001

12-27-12

Subject: EPA Reg. 33906-9 / Targa Herbicide Label Notification

Dear Ms. McCombie:

The Agency is in receipt of your Application for Pesticide Notification under Pesticide Registration Notice (PRN) 98-10 dated 11-23-12 for the product EPA Reg. 33906-9 / Targa Herbicide. The Registration Division (RD) has conducted a review of this request for its applicability under PRN 98-10 and finds that the action requested falls within the scope of PRN 98-10. The label submitted with the application has been stamped "Notification" and will be placed in our records.

If you have any questions please call Erik Kraft at 703-308-9358 or email at [Kraft.Erik@epa.gov](mailto:Kraft.Erik@epa.gov).

Sincerely,

A handwritten signature in cursive script, appearing to read "Kable Bo Davis".

Kable "Bo" Davis  
Product Manager 25  
Herbicide Branch  
Registration Division (7505P)



United States  
Environmental Protection Agency  
Washington, DC 20460

- Registration
- Amendment
- Other NOTIFICATION

OPP Identifier Number

### Application for Pesticide - Section I

1. Company/Product Number <b>33906-9</b>	2. EPA Product Manager <b>James A. Tompkins</b>	3. Proposed Classification <input checked="" type="checkbox"/> None <input type="checkbox"/> Restricted
4. Company/Product (Name) <b>Targa Herbicide</b>	PM# <b>Team 25</b>	
5. Name and Address of Applicant (Include ZIP Code) <b>Nissan Chemical Industries, Ltd.          7-1, 3-chome, Kanda-Nishiki-cho          Chiyoda-ku, Tokyo 101-0054, JAPAN</b> <u>PLEASE DIRECT ALL CORRESPONDENCE TO</u> <u>"CONTACT POINT" LISTED BELOW</u> <input type="checkbox"/> Check if this is a new address		6. Expedited Review. In accordance with FIFRA Section 3(c)(3) (b)(I), my product is similar or identical in composition and labeling to: EPA Reg. No. _____ Product Name _____

### Section - II

<input type="checkbox"/> Amendment - Explain below.	<input type="checkbox"/> Final printed labels in response to Agency letter dated _____
<input type="checkbox"/> Resubmission in response to Agency letter dated _____	<input type="checkbox"/> "Me Too" Application
<input checked="" type="checkbox"/> Notification - Explain below.	<input type="checkbox"/> Other - Explain below

**Explanation:** Use additional page(s) if necessary. (For Section I and Section II.)

### APPLICATION FOR NOTIFICATION: MINOR LABEL CHANGES

#### Notification of Minor Label Changes in Accordance With PR Notice 1998-10

This notification is consistent with the provisions of PR Notice 98-10 and EPA regulations at 40 CFR 152.46, and no other changes have been made to the labeling or the confidential statement of formula of this product. I understand that it is a violation of 18 U.S.C. Sec 1001 to willfully make any false statement to EPA. I further understand that if this notification is not consistent with the terms of PR Notice 95-2 and 40 CFR 152.46, this product may be in violation of FIFRA and I may be the subject to enforcement action and penalties under sections 12 and 14 of FIFRA.

Signature: Wendy A. McCombie Date: November 23, 2012

**THIS SUBMISSION IS NOT SUBJECT TO PRIA FEES**

### Section - III

1. Material This Product Will Be Packaged In:				2. Type of Container	
Child-Resistant Packaging <input type="checkbox"/> Yes* <input checked="" type="checkbox"/> No	Unit Packaging <input type="checkbox"/> Yes <input checked="" type="checkbox"/> No If "Yes" Unit Packaging wgt.    No. per container	Water Soluble Packaging <input type="checkbox"/> Yes <input checked="" type="checkbox"/> No If "Yes" Package wgt.    No. per container	<input type="checkbox"/> Metal <input checked="" type="checkbox"/> Plastic: <input type="checkbox"/> Glass <input type="checkbox"/> Paper <input type="checkbox"/> Other (Specify)		
*Certification must be submitted					
3. Location of Net Contents Information <input checked="" type="checkbox"/> Label -and/or- <input checked="" type="checkbox"/> Container		4. Size(s) Retail Container <b>1 gallon to bulk</b>		5. Location of Label Directions <input checked="" type="checkbox"/> On Label -and/or- <input type="checkbox"/> On labeling accompanying product	
6. Manner in Which Label is Affixed to Product <input checked="" type="checkbox"/> Lithograph -or- <input type="checkbox"/> Other <input checked="" type="checkbox"/> Paper glued -or- <input checked="" type="checkbox"/> Stenciled					

### Section - IV

1. Contact Point (Complete items directly below for identification of individual to be contacted, if necessary, to process this application)		
Name: <b>Wendy A. McCombie, Lewis &amp; Harrison, LLC</b> 122 C St., NW - Suite 505, Washington, DC 20001 wmccombe@lewisharrison.com	Title: <b>Agent for Nissan Chemical Industries, Ltd.</b>	Telephone No. (Include Area Code): <b>(202) 393-3903 ext. 11</b>
I certify that the statements I have made on this form and all attachments thereto are true, accurate and complete. I acknowledge that any knowingly false or misleading statement may be punishable by fine or imprisonment or both under applicable law.		6. Date Application Received <b>(Stamped)</b>
2. Signature <u>Wendy A. McCombie</u>	3. Title: <b>Agent for Nissan Chemical Industries, Ltd.</b>	
4. Typed Name <b>Wendy A. McCombie, Lewis &amp; Harrison LLC</b>	5. Date <b>November 23, 2012</b>	

# LEWIS & HARRISON

122 C Street, N.W., Suite 505  
Washington, D.C. 20001  
telephone 202.393.3903  
fax 202.393.3906

direct 202-393-3903 ext. 11  
wmccombie@lewisharrison.com

Consultants in Government Affairs

November 23, 2012

**HAND DELIVERED**

Document Processing Desk [NOTIFY]  
Registration Division (7505P)  
US Environmental Protection Agency  
Room S-4900, One Potomac Yard  
2777 South Crystal Drive  
Arlington, VA 22202

**ATTENTION: James A. Tompkins  
Product Manager 25  
Herbicide Branch**

**SUBJECT: Nissan Chemical Industries, Ltd.  
Targa™ Herbicide (EPA Reg. No. 33906-9)  
Notification of Minor Label Changes per PR Notices 1998-10  
This Submission Is Not Subject To PRIA Fees**

Dear Mr. Tompkins:


As US Agent for Nissan Chemical Industries, Ltd., we are submitting a Notification for minor label changes in accordance with the provisions of PR Notice 1998-10 to make minor changes to the "Spray Adjuvant" instructions on the label for **Targa™ Herbicide (EPA Reg. No. 33906-9)**. No other changes have been made to the product label, and it is otherwise identical to the latest stamped accepted label dated April 6, 2010. Enclosed, please find the following documents to support the Notification for the **Targa™ Herbicide** label:

- 1) Pesticide Application Form;
- 2) One (1) copy of the revised label with the changes highlighted; and,
- 3) Three (3) copies of the revised label.

If you have any questions or need any additional information please contact me either by telephone at 202-393-3903 ext. 11 or by e-mail at [wmccombie@lewisharrison.com](mailto:wmccombie@lewisharrison.com).

Thank you in advance for your assistance with this Notification.

Sincerely,



Wendy A. McCombie  
U.S. Agent for,  
Nissan Chemical Industries, Ltd.

ccc ccc ccc ccc ccc ccc  
c c c c c c c c c c c c  
c c c c c c c c c c c c  
c c c c c c c c c c c c

CC: Toshiaki Sato, Nissan

c c c c c c c c  
c c c c c c c c  
c c c c c c c c  
c c c c c c c c

Enclosures (3)

# TARGA™

Notification 4/27  
Acceptable

## herbicide

Emulsifiable Concentrate

Active Ingredients	By Weight
Quizalofop-P-Ethyl	
Ethyl (R)-2-[4-(6-chloroquinoxalin-2-yl oxy)phenoxy]propionate	10.3%*
<b>Other Ingredients</b>	<b>89.7%</b>
TOTAL	100.0%

Contains petroleum-based distillates.

\* Equivalent to 0.88 lb ai per gal

Net Contents: XXXXXXXX

EPA Reg. No. 33906-9

EPA Est. No. XXXXXXX

KEEP OUT OF REACH OF CHILDREN

## DANGER - PELIGRO

Si usted no entiende la etiqueta, busque a alguien para que se la explique a usted en detalle. (If you do not understand this label, find someone to explain it to you in detail.)

### FIRST AID

**If in eyes:** Hold eye open and rinse slowly and gently with water for 15-20 minutes. Remove contact lenses, if present, after first 5 minutes, then continue rinsing eye. Call a poison control center or doctor for treatment advice.

**If on skin or clothing:** Take off contaminated clothing. Rinse skin immediately with plenty of water for 15-20 minutes. Call a poison control center or doctor for treatment advice.

**If swallowed:** Call a poison control center or doctor immediately for treatment advice. Have person sip a glass of water if able to swallow. Do not induce vomiting unless told to do so by a poison control center or doctor. Do not give anything by mouth to an unconscious person.

**If inhaled:** Move person to fresh air. If person is not breathing, call 911 or an ambulance, then give artificial respiration, preferably mouth to mouth, if possible. Call a poison control center or doctor for further treatment advice.

Have the product container or label with you when calling a poison control center or doctor, or going for treatment.

**For emergencies involving this product, call toll free 1-800-982-1215.**

### PRECAUTIONARY STATEMENTS

#### HAZARDS TO HUMANS AND DOMESTIC ANIMALS

DANGER! Causes irreversible eye damage. Harmful if swallowed, inhaled or absorbed through the skin. Avoid contact with skin, eyes, or clothing. Avoid breathing vapors or spray mist.

#### PERSONAL PROTECTIVE EQUIPMENT

Some materials that are chemical-resistant to this product are listed below. If you want more options, follow the instructions for category G on an EPA chemical-resistance category selection chart.

##### Applicators and other handlers must wear:

- Long-sleeved shirt and long pants.
- Chemical-resistant gloves, such as barrier laminate or Viton.
- Shoes plus socks.
- Protective eyewear.



Discard clothing or other absorbent materials that have been drenched or heavily contaminated with this product's concentrate. Do not reuse them. Follow manufacturer's instructions for cleaning/maintaining PPE. If no such instructions for washables exist, use detergent and hot water. Keep and wash PPE separately from other laundry.

### ENGINEERING CONTROL STATEMENTS

When handlers use closed systems, enclosed cabs, or aircraft in a manner that meets the requirements listed in the Worker Protection Standard (WPS) for agricultural pesticides [40 CFR part 170.240 (d)(4-6)], the handler PPE requirements may be reduced or modified as specified in the WPS.

### USER SAFETY RECOMMENDATIONS

**USERS SHOULD:** Wash hands before eating, drinking, chewing gum, using tobacco or using the toilet. Remove clothing immediately if pesticide gets inside. Then wash thoroughly and put on clean clothing. Remove personal protective equipment immediately after handling this product. Wash the outside of gloves before removing. As soon as possible, wash thoroughly and change into clean clothing.

### ENVIRONMENTAL HAZARDS

This pesticide is toxic to fish and invertebrates. Do not apply directly to water, to areas where surface water is present, or to intertidal areas below the mean high water mark. Drift and runoff may be hazardous to aquatic organisms in water adjacent to treated areas. Do not contaminate water when disposing of equipment wash waters or rinsate.

This product may contaminate water through drift of spray in wind. This product has a potential for runoff for several months or more after application. Poorly draining soils and soils with shallow water tables are more prone to produce runoff that contains this product. A level, well maintained vegetative buffer strip between areas to which this product is applied and surface water features such as ponds, streams, and springs will reduce the potential for contamination of water from rainfall-runoff. Runoff of this product will be reduced by avoiding applications when rainfall is forecasted to occur within 48 hours. Sound erosion control practices will reduce this product's contribution to surface water contamination.

### PHYSICAL AND CHEMICAL HAZARDS

Combustible. Keep away from heat, sparks, and open flames. Keep container closed.

CCC CCC C C CC CCC CCC  
C C C C C C C C C C  
C C C C C C C C C C  
C C C C C C C C C C

C C C C C C  
C C C C C C  
C C C C C C  
C C C C C C

# DIRECTIONS FOR USE

It is a violation of federal law to use this product in a manner inconsistent with its labeling. Targa must be used only in accordance with instructions on this label or in separate published Nissan instructions.

Do not apply this product in a way that will contact workers or other persons, either directly or through drift. Only protected handlers may be in the area during application. For any requirements specific to your State or Tribe, consult the agency responsible for pesticide regulation.

## AGRICULTURAL USE REQUIREMENTS

Use this product only in accordance with its labeling and with the Worker Protection Standard, 40 CFR part 170. This Standard contains requirements for the protection of agricultural workers on farms, forests, nurseries, and greenhouses, and handlers of agricultural pesticides. It contains requirements for training, decontamination, notification, and emergency assistance. It also contains specific instructions and exceptions pertaining to the statements on this label about personal protective equipment(PPE) and restricted-entry interval. The requirements in this box only apply to uses of this product that are covered by the Worker Protection Standard.

Do not enter or allow worker entry into treated areas during the restricted entry interval (REI) of 12 hours.

PPE required for early entry to treated areas that is permitted under the Worker Protection Standard and that involves contact with anything that has been treated, such as plants, soil, or water, is:

- Coveralls.
- Chemical-resistant gloves, such as barrier laminate or Viton.
- Shoes plus socks.
- Protective eyewear.

## NON-AGRICULTURAL USE REQUIREMENTS

The requirements in this box apply to uses of this product that are NOT within the scope of the Worker Protection Standard for agricultural pesticides (40 CFR Part 170). The WPS applies when this product is used to produce agricultural plants on farms, forests, nurseries, or greenhouses.

Weed control in "Non-Agricultural Uses" is not within the scope of WPS. Keep unprotected persons out of treated areas until sprays have dried.

## ENVIRONMENTAL CONDITIONS AND BIOLOGICAL ACTIVITY

TARGA is a systemic herbicide that is rapidly absorbed by treated foliage and translocated to the roots and other growing points of the plant. When affected, younger plant tissues become chlorotic/necrotic and eventually die, leaving treated plants stunted and noncompetitive. In general, these symptoms are first observed within 7 to 14 days after application depending on the grass species treated and the environmental conditions.

The degree of control and duration of the effect of TARGA depend upon the rate used, weed spectrum, weed size and variability, growing conditions at and following treatment, soil moisture, precipitation, tank mixtures, and spray adjuvant used.

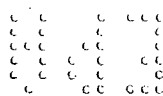
Conditions conducive to healthy, actively growing plants optimize the performance of TARGA. Unacceptable control may occur if TARGA is applied to grasses stressed from:

- abnormal weather (excessive heat or cold, or widely fluctuating temperatures),
- hail damage,
- drought,
- water saturated soils,
- mechanical injury, or
- prior herbicide injury.

Grasses under these conditions are often less sensitive to herbicide activity. Delay application until the stress passes and weeds and crop resume growth.

Before making applications TARGA to crops previously under stress, or injured from other pesticide applications, the crop needs to be fully recovered and growing vigorously.

TARGA is rainfast 1 hour after application.



## APPLICATION INFORMATION

### Agricultural Uses

TARGA herbicide is a selective postemergence herbicide that controls annual and perennial grasses in canola, crambe, cotton, dry beans, dry and succulent peas, flax, lentils, mint (spearmint and peppermint), snap beans, soybeans, sugarbeets, sunflowers, preplant applications to barely and wheat, perennial ryegrass grown for seed, fallow and noncrop areas. TARGA does not control sedges or broadleaf weeds. Applied at specified rates and timings, TARGA controls the grasses listed in the "Weeds Controlled and Rate Selection" chart. See PRECAUTIONS for seasonal use limits, and harvest intervals for the specific crop.

### For Use In Grass Control In Non-Food/Non-Feed

#### TARGA Tolerant Perennial Ryegrass Crops Grown Only For Seed Production

TARGA is registered for control of annual and perennial grasses in non food/non feed TARGA tolerant perennial ryegrass crops grown specifically for seed production in the state of Minnesota. See "Restrictions" portion of this label before using. TARGA will control emerged grasses when applied at specified rates and timings. Subsequent flushes of grasses require additional treatment.

#### How To Use

Apply TARGA at 10 fluid ounces/acre prior to the boot stage in the spring of the second year of TARGA tolerant perennial ryegrass growth. Application at this stage is for vegetative suppression of quackgrass growth and preventing quackgrass seed contamination during ryegrass harvest.

- Application of TARGA at 10 fluid ounces/acre may be made in the first season of TARGA tolerant perennial ryegrass growth for control of heavier quackgrass infestations. Such applications can be made anytime from planting until the end of August.
- Fall application of TARGA should be avoided on TARGA tolerant perennial ryegrass because seed production may be reduced.

### Pre-plant Burndown

TARGA herbicide may be applied as an early preplant burndown treatment for the control of small foxtails, fall panicum, barnyardgrass, volunteer barely, volunteer corn, volunteer wheat, shattercane, and wild proso millet prior to planting crops included in this label, or supplemental labels.

Apply TARGA as directed below using 2.5 to 5.0 fluid ounces per acre. Applications must be made before grasses begin to tiller. Do not exceed the maximum specified rate/acre/season for the crop that is going to be planted when additional applications are made as preplant burn down.

Grass Height (Inches)	TARGA fl. ounces per acre
Up to 3"	2.5
4" - 5"	5.0

Early preplant burndown applications of TARGA, including applications made with tank mixes, must include a petroleum based crop oil concentrate at a rate of 1 gallon per 100 gallons of spray solution (1.0% v/v), unless otherwise directed within the specific use directions on this label or separately published Nissan Supplemental labeling.

### Non-Agricultural Uses

#### Non-Crop Areas

TARGA is for post emergence control of certain grasses on noncrop sites such as fence rows, roadsides, equipment storage areas, and other similar areas. Make a single application of TARGA at a rate of 12 to 16 fluid ounces per acre to actively growing grasses.

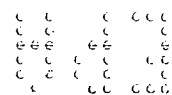
#### Non-Crop Areas - to aid in establishment of Wildflowers

- Since TARGA controls many grasses but not most broadleaf plants, it may be used to enhance establishment and growth of certain broadleaf plants on non-crop sites (that is, plants identified as "wildflowers" such as indian blanket, cone flowers, bachelor button, dwarf cornflower, coreopsis, white yarrow, oxeye daisy, dames-rocket, blue flax, evening primrose, blackeyed-susan, marigolds, impatiens, bluebonnet, indian paintbrush, verbena, gaillardia, chrysanthemum, catchfly and scarlet pimpernel).
- For this use refer to use rates in the Weeds Controlled area of this label, and not the rates in the NON-CROP Section above.

### Application Timing

#### Crop and Non-Crop Uses

Apply TARGA to young, actively growing grasses according to the rate chart that follows. If a field is to be irrigated, apply TARGA after the irrigation. Applications made to grasses that are larger than the sizes listed in the rate chart or to grasses under stress may result in unsatisfactory control.



**Pre-Plant Burndown**

TARGA Alone: Application of TARGA may be made at any time after emergence of grasses up to planting.

TARGA + CANOPY XL<sup>®2</sup>: A tank mix of TARGA plus CANOPY XL may be applied after emergence of grasses, up to and including the planting of soybeans (refer to CANOPY XL labeling for application timing).

TARGA + CANOPY XL + 2, 4-D (LVE): This three-way tank mix must be applied a minimum of 7 to 30 days prior to soybean planting. The rate of 2,4-D (LVE) will determine the minimum interval prior to planting. Refer to the 2,4-D (LVE), and CANOPY XL labeling for application information.

TARGA + 2,4-D (LVE): A tank mix of TARGA plus 2,4-D (LVE) may be made any time after emergence of grasses, but must be applied a minimum of 7 to 30 days prior to planting of soybeans. The rate of 2,4-D (LVE) will determine the minimum interval prior to planting. Refer to the 2,4-D (LVE) label for information on the preplant interval.

TARGA + a [Roundup<sup>®3</sup> brand agricultural herbicide] [glyphosate] may be used for the purpose of broad spectrum weed control, including volunteer [Roundup Ready<sup>®3</sup>] [glyphosate] [ready] [resistant] corn control, prior to or after planting soybean. Applications made after soybean emergence should only be made to soybean varieties designated as [Roundup Ready] [glyphosate] [ready] [resistant].

**Pre-Plant Burndown; Wheat and Barley (not for use on wheat and barley in the state of New York)**

A tankmix of TARGA + a [Roundup<sup>®3</sup> brand agricultural herbicide] [glyphosate] may be used for the purpose of broad spectrum weed control, including volunteer [Roundup Ready<sup>®3</sup>] [glyphosate] [ready] [resistant] wheat control, prior to planting wheat or barley. Applications must be made prior to emergence of the crop. Applications made within 7 days of planting may result in crop injury.

**SEQUENTIAL APPLICATIONS**

Do not exceed the maximum use rate per acre per year, as specified for the specific crop (see Precautions section: Seasonal use limits).

**Annual Grasses**

In the event of a subsequent flush of grass, or regrowth of previously treated grass occurs, a second application of TARGA may be applied. Select the appropriate rate for the grassy weed from the "Weeds Controlled – Rate selection" chart.

**Perennial Grasses**

If perennial grasses regrow, reapply TARGA at 6-7 fluid ounces of product per acre. Application timing should be as follows: bermudagrass (3" tall or up to 6" runners), rhizome johnsongrass (6"-10"), quackgrass (4"-8"), wirestem muhly (4"-8").

**SPRAY ADJUVANTS**

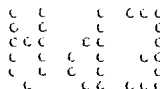
**ALWAYS INCLUDE A SPRAY ADJUVANT WITH APPLICATIONS OF TARGA UNLESS OTHERWISE DIRECTED.**

Applications of Targa must include either a crop oil concentrate or a nonionic surfactant. For optimal performance, always mix TARGA with a high quality Crop Oil Concentrate. Consult local Nissan fact sheets, technical bulletins, and service policies prior to using other adjuvant systems. If another herbicide is tank mixed with Targa to increase the weed spectrum, select adjuvants authorized for use with both products. Products must contain only EPA-exempt ingredients (40 CFR 1001).

Spray grade ammonium sulfate may be used. Follow the [Roundup brand agricultural herbicide][glyphosate] label directions regarding the addition of ammonium sulfate.

**Petroleum Crop Oil Concentrates (COC) or Modified Seed Oil (MSO)**

- Apply petroleum-based crop oil concentrate at 1.0% v/v (1 gal of product per 100 gal of spray solution) or 2% under arid conditions.
- Petroleum-based crop oil concentrates are the preferred adjuvant system in arid areas.
- Because they may not perform as well as petroleum-based crop oil concentrates, methylated seed oils are not the preferred adjuvant.
- Note-In Soybeans up to 2.0 % v/v may be used based on local guidance.
- Oil adjuvants must contain at least 80% high quality, petroleum (mineral) or modified vegetable seed oil with at least 15% surfactant emulsifiers.
- For aerial application apply 0.5 % v/v (2 qts of product per 100 gal of spray solution).





9/27

**Nonionic surfactants (NIS)**

- Apply at 0.25% v/v (1 qt of product per 100 gal of spray solution).
- Surfactant products must contain at least 60% nonionic surfactant with a hydrophilic/lipophilic balance (HLB) greater than 12.

**WEEDS CONTROLLED AND RATE SELECTION**

	Size at Application (in)	TARGA Applied Alone (fl oz product/A)	TARGA* Tank Mixed with Broadleaf Herbicide(fl oz product/A)	
<b>Annual Grasses**</b>				
Corn, Volunteer (Zea mays)***	6-30	5 - 8 fl. oz.	5-8 fl. oz.	
Foxtail, Giant (Setaria faberi)	2-4 (pretiller)		7 - 8 fl. oz.	
Johnsongrass, Seedling (Sorghum halepense)	2-8			5 fl. oz.
Shattercane (Sorghum bicolor)	6-12			
Wild Proso Millet (Panicum miliaceum)	2-6			7 fl. oz.
Crowfootgrass (Dactyloctenium aegyptium)	2-6	7 - 8 fl. oz.		
Fall Panicum (Panicum dictioniflorum)	2-6		8 fl. oz.	
Field Sandbur (Cenchrus incertus)	2-6			
Foxtail, Bristly (Setaria verticillata)	2-4			
Foxtail, Giant (Setaria faberi)	2-8		7 fl. oz.	
Foxtail, Green (Setaria viridis)	2-4		8 fl. oz.	
Foxtail, Yellow (Setaria lutescens)	2-4		Split†	
Goosegrass (Eleusine indica)	2-6‡		8 fl. oz.	
Itchgrass (Rottboellia exaltata)	2-8			
Sprangletop (Leptochloa filiformis)	2-6			
Volunteer Barley (Hordeum vulgare)	2-6			
Volunteer Oats (Avena sativa)	2-6			
Volunteer Rye (Secale cereale)	2-6			
Wild Oat (Avena fatua)	2-6			
Witchgrass (Panicum capillare)	2-6			
Volunteer Wheat ****(Triticum aestivum)	2-3 leaf	4-5 fl. oz		5 fl. oz
Volunteer Wheat ****(Triticum aestivum)	4-6 leaf (before jointing)	5-8 fl. oz		8 fl. oz
Barnyardgrass (Echinochloa crus-galli)	2-6	8 - 10 fl. oz.		
Crabgrass, Large (Digitaria sanguinalis)	2-6‡			Split†
Crabgrass, Smooth (Digitaria ischaemum)	2-6‡			
Junglerice (Echinochloa colonum)	2-6			10 fl.oz.
Texas Panicum (Panicum texanum)∞	2-4			Split†
Red Rice (Oryza sativa)	1-4	9 - 10 fl. oz.		
Woolly Cupgrass (Eriochloa villosa)	2-4§		Split†	
Broadleaf Signalgrass (Brachiaria platyphylla)	2-6	10 fl. oz.	Split	
<b>Perennial Grasses**</b>				
Wirestem Muhly (Muhlenbergia frondosa)	4-8	8 - 10 fl. oz.	Split†	
Bermudagrass (Cynodon dactylon)	3" tall (or up to 6" runners)	10 - 12 fl. oz.	Split†	
Johnsongrass, Rhizome (Sorghum halepense)	10-24		10 fl. oz.	
Quackgrass (Agropyron repens)	6-10		Split†	

\* See "Applications With Broadleaf Herbicides".  
 \*\* For annual and perennial grasses, up to 12 fl oz per acre may be applied, based on local guidance. **Under arid conditions use the higher use rate.**  
 \*\*\* Control includes "Roundup" Ready (glyphosate resistant), Liberty Link, and IMI-Corn. Apply 5 fl oz/acre Targa for up to 18 inch volunteer corn; use 8 fl oz Targa for 18-30 inch volunteer corn.  
 \*\*\*\* Including [Roundup Ready][glyphosate] [ready] [resistant] volunteers.  
 ^ Use the higher rate when wheat is under stress from cool and/or dry growing conditions.  
 † Split = Split Application. May not be controlled adequately using a tank mix with broadleaf herbicides. For best results, alternate applications of TARGA with a broadleaf herbicide, ensuring that TARGA is applied either 24 hours before or 7 days after the broadleaf herbicide.  
 ‡ Length of lateral growth.  
 § Size in height or diameter, whichever is more restrictive. Applications to plants with more than three tillers may result in unsatisfactory control.  
 ∞ In Texas and other areas of the arid west, 10 fl oz is the specified use rate for control of Texas panicum, use of lower rates may result in unsatisfactory control.

**Ammonium Nitrate Fertilizer**

- An ammonium nitrogen fertilizer may be added to the spray mixture, in addition to crop oil concentrate or nonionic surfactant, but is not required to optimize performance of this product.
- Use 2 qt/acre of a high-quality urea ammonium nitrate (UAN), such as 28%N or 32%N, or 2 lb/acre of a spray-grade ammonium sulfate (AMS). Use 4 qt/acre UAN or 4 lb/acre AMS under arid conditions.
- Do not use liquid nitrogen fertilizer as the total carrier solution.

**Special Adjuvant Types**

- Combination adjuvant products may be used at doses that provide the required amount of NIS, COC, MSO and/or ammonium nitrogen fertilizer. Consult product literature for use rates and restrictions.
- In addition to the adjuvants specified above, other adjuvant types may be used if they provide the same functionality and have been evaluated and approved by Nissan Product Management. Consult separate Nissan technical bulletins for detailed information before using adjuvant types not specified on this label.

**Rhizome Johnsongrass - Southern States**

For control of rhizome johnsongrass in the states of Alabama, Arkansas, Florida, Georgia, Louisiana, Maryland, Mississippi, Tennessee, Virginia, and West Virginia, a reduced rate of TARGA may be used if applied in a sequential application program as follows:

1. Apply TARGA at 5 fluid ounces per acre when johnsongrass is 10"-24" tall.
2. Apply TARGA a second time at 5 fluid ounces per acre when johnsongrass regrowth is 6"-10" tall.

Do not apply TARGA in a tank mix with postemergence broadleaf herbicides when using this reduced rate, sequential application program. Do not exceed the maximum specified rate/acre/season for the crop that is going to be planted when additional applications are made to control Rhizome Johnson grass.

**Volunteer Glyphosate-Resistant Corn**

For control of volunteer glyphosate resistant corn in other glyphosate resistant crops, Targa may be used in a tank mix with glyphopshate as follows:

- Apply Targa at a rate of 5 fl oz/acre for up to 18 inch volunteer corn; use 8 fl oz Targa for 18-30 inch volunteer corn, tank mixed with a labeled rate of glyphosate. (See Tank Mixes section of this label for additional information on adjuvant use.)

**TANK MIXES**

Refer to the labels of all tank mix products for information regarding use information (such as rates, timing, application information, and sprayer cleanup) and product precautions and restrictions (especially adjuvants - TARGA requires the use of an adjuvant). The most restrictive provisions apply. If those instructions conflict with this label, do not tank mix the herbicide with TARGA.

A tank mix of Targa plus a [Roundup®<sup>3</sup> brand agricultural herbicide] [glyphosate] may be used for the purpose of volunteer [Roundup Ready®<sup>3</sup>][glyphosate][ready] [resistant] corn control or volunteer [Roundup Ready] [glyphosate] [ready] [resistant] wheat control. Applications may be made to [Roundup Ready] [glyphosate] [ready] [resistant] soybean, [Roundup Ready] [glyphosate][ready] [resistant] canola, [Roundup Ready] [glyphosate] [ready] [resistant] sugarbeet or [Roundup Ready] [glyphosate] [ready] [resistant] cotton crops. Refer to the [Roundup brand agricultural herbicide] [glyphosate] label for application instructions in [Roundup Ready] [glyphosate] [ready] [resistant] crop varieties.

Nissan also advises that you first consult your state experiment station, university, or extension agent, Agricultural dealer or Nissan representative as to the potential for any adverse interactions (resulting in unacceptable grass control and/or crop injury) before using new herbicide, insecticide and fungicide mixtures. If no information is available, limit the initial use of TARGA and the new herbicide, insecticide or fungicide product to a small area.

Always conduct a jar test to evaluate physical compatibility before applying a particular mixture to crops for the first time.

**Application With Insecticides and Fungicides**

TARGA may be tank mixed with postemergence insecticides registered for use in the specific crop (such as DuPont ASANA<sup>2</sup>® XL Insecticide, DuPont LANNATE<sup>2</sup>® Insecticide, LANNATE® LV Insecticide, VYDATE<sup>2</sup>® C-LV Insecticide, and VYDATE® L Insecticide).

TARGA may be tank mixed with postemergence fungicides and bactericides (such as DuPont BENLATE<sup>2</sup>® Fungicide, and Copper containing products) registered for use in the specific crop.

**Application With Broadleaf Herbicides**

For best results, apply TARGA alone or in sequence with a broadleaf herbicide(s). Tank mixtures of Targa with

chlorimuron-ethyl (e.g. DuPont CLASSIC®) or with chloransulam-methyl (e.g. "First Rate") containing herbicides may fail to control certain grass species normally controlled by TARGA used alone. Under arid or stressful environmental conditions, tank mixtures with other broadleaf herbicides may show a small reduction in control of some grass species. Activity of the postemergence broadleaf herbicide in the tank mixture is not affected.

**Split Applications with Postemergence Broadleaf Herbicides**

Applying TARGA immediately prior to or following an application of a postemergence broadleaf herbicide may reduce control of some grasses. For best results, follow these instructions when making split applications:

- Apply postemergence broadleaf herbicides at least 24 hours after applying TARGA.
- Apply TARGA when grass begins to develop new leaves (generally 7 days after the postemergence broadleaf herbicide application) in fields treated with a postemergence broadleaf herbicide.

**Fallow Systems - Chemical fallow**

TARGA may be applied during the fallow period prior to planting or emergence of any crop listed on this label. For any crop not listed on this label, applications must be made at least 120 days prior to planting. For broad spectrum weed control, including volunteer [Roundup Ready<sup>3</sup>®] [glyphosate] [ready] [resistant] wheat in fallow fields, TARGA should be used in combination with a [Roundup<sup>3</sup>® brand agricultural herbicide] [glyphosate] as a substitute for tillage.

**Dry Beans - Tank Mixes Basagran<sup>1</sup>**

When tank mixing TARGA with "Basagran", annual grass antagonism can be minimized by increasing the specified rate of TARGA by 2 fluid ounces. Perennial grasses may require a sequential application for acceptable control.

**Glyphosate-Resistant Crops – Tank Mixes with Glyphosate**

Targa may be used in a tank mix with glyphosate as follows:

1. If the glyphosate formulation does not include a built-in adjuvant system, nonionic surfactant must be included, per directions on this label.
2. If the glyphosate formulation contains a built-in adjuvant system (i.e "Roundup UltraMax<sup>3</sup>"), additional adjuvant is still required. Add nonionic surfactant at a rate of 0.125% v/v (1 pt per 100 gal spray solution).

**Soybeans - Tank Mixes with Postemergence Broadleaf Herbicides**

TARGA can be tank mixed with postemergent soybean broadleaf herbicides such as DuPont CLASSIC<sup>2</sup>® Herbicide, CLASSIC + DuPont HARMONY<sup>2</sup>®GT herbicides, HARMONY®GT, "Flexstar<sup>4</sup>" or "Basagran<sup>1</sup>" for use on soybeans to control broadleaf weeds and selected grasses.

Include ammonium nitrogen fertilizer if specified on the tank mix partner label. Include either a crop oil concentrate or a nonionic surfactant as specified in the following table:

(Pints per 100 gal of spray solution)				
TARGA Tank mix partner	Ground		Aerial	
	COC	NIS	COC	NIS
CLASSIC®	8	2	4	2
HARMONY®GT	—*	1-2†	—*	1-2†
CLASSIC® +HARMONY®GT	—*	1-2†	—*	1-2†
Basagran	8	—	4	—
Flexstar	8	—	4	—

\* Do not use Dash<sup>1</sup> or crop oil concentrate when tank mixing TARGA with HARMONY®GT, or CLASSIC® + HARMONY®GT unless specified on other Nissan supplemental labeling.

†Using the higher rate of nonionic surfactant, particularly under hot, humid conditions, may increase temporary crop injury.

**SPOT/SMALL AREA SPRAY INSTRUCTIONS.**

To spot treat small areas of annuals (i.e., volunteer corn) or perennials (i.e., rhizome johnsongrass)

- use a 0.375% v/v solution of TARGA and water.

**SPRAY VOLUMES FOR SMALL AREAS**

Spray Volume (gal)	TARGA (fl oz product)	Crop Oil Concentrate + (fl oz) OR	Nonionic Surfactant (fl oz)
1	0.5 (1 tbsp)	1.25 (2.5 tbsp)	0.3 (2 tsp)
25	12 (3/4 pt)	32 (1 qt)	8 (1 cup)
50	24 (1.5 pt)	64 (2 qt)	16 (1 pt)
100	48 (3 pt)	128 (1 gal)	32 (1 qt)

Do not spot treat grasses using a tank mix of TARGA and broadleaf herbicides. Do not treat more than 10% of the total treated area as spot/small area treatment. Do not exceed the maximum specified rate/acre/season for the crop that is going to be planted when additional applications are made as spot or small area treatment.

- include a nonphytotoxic crop oil concentrate at 1 gallon per 100 gal of spray solution (1% v/v) or a nonionic surfactant at 1 qt per 100 gal of spray solution (0.25% v/v).
- treat plants on a spray-to-wet basis to ensure good coverage.

**CULTIVATION**

A timely cultivation may be necessary to control suppressed weeds, weeds that were beyond the maximum size at application, or weeds that emerge after an application of TARGA.

Cultivation up to 7 days before the postemergence application of TARGA may decrease weed control by pruning weed roots, placing the weeds under stress, or covering the weeds with soil and preventing coverage by TARGA.

To allow TARGA to fully control treated weeds, do not cultivate for 7 days after application.

Optimum timing for cultivation is 7 - 14 days after a postemergence application of TARGA.

**CROP ROTATION**

Do not rotate to crops other than Barley, Canola, Cotton, Crambe, Dry Beans, Flax, Lentils, Mint (Spearmint and Peppermint), Peas (Dry and Succulent Peas), Snap Beans, Soybeans, Sugarbeets, Sunflowers or Wheat within 120 days after application.

**APPLICATION EQUIPMENT**

- See SPRAY DRIFT MANAGEMENT section for additional information and precautions.

**Ground Application**

**Broadcast Application**

- Use flat fan or hollow cone nozzles at 25-60 psi.
- Do not use flood, rain drop, whirl chamber, or any other nozzle types that produce coarse, large spray droplets. In addition, do not use controlled droplet applicator (CDA) type nozzles as poor weed control or excessive spray drift may result.
- Use a minimum of 10 gal of water per acre in nonarid areas.
- Use a minimum of 15 gal of water per acre in arid areas.
- Do not exceed 40 gal of water per acre.
- Increase spray volume and pressure as weed or crop density and size increase.

**Band Application**

- Because band application equipment sprays a narrower area than broadcast application equipment, calibrate equipment to use proportionately less spray solution.
- To avoid crop injury, carefully calibrate the band applicator not to exceed the labeled rate.
- Carefully follow the manufacturer's instructions for nozzle type, nozzle orientation, distance of the nozzles from the crop and weeds, spray volumes, calibration, and spray pressure.
- For additional information on row banders see Nissan informational bulletin.

**Aerial Application**

- Use nozzle types and arrangements that provide optimum spray distribution and maximum coverage.
- Use a minimum of 3 gal of water per acre in nonarid areas.
- Use a minimum of 5 gal of water per acre in arid areas.

**MIXING INSTRUCTIONS**

1. Fill the tank 1/4 to 1/3 full of water.

2. While agitating, add the required amount of TARGA. If TARGA and a tank mix partner are to be applied together, consult the tank mix partner label for information on which should be added first (normally granules and powders are added first).
3. Continue agitation until the TARGA is fully dispersed, at least 5 minutes.
4. Once the TARGA is fully dispersed, maintain agitation and continue filling tank with water.
5. As the tank is filling, add the required volume of spray additives, always add these to the spray tank last.
6. Apply TARGA spray mixture within a reasonable period of time of mixing to avoid product degradation (24 to 48 hrs). If the spray mixture stands for any period of time, thoroughly re-agitate before using.

**SPRAYER CLEANUP**

The spray equipment must be cleaned before TARGA is sprayed. Follow the cleanup procedures specified on the labels of the previously applied products. If no directions are provided, follow the six steps outlined in After Spraying TARGA. It is very important that any buildup of dried pesticide deposits which have accumulated in the application equipment be removed prior to spraying TARGA. Steam-cleaning spray tanks to facilitate the removal of any caked deposits of previously applied products will help prevent accidental crop injury.

**At the End of the Day**

During periods when multiple loads of TARGA herbicide are applied, at the end of each day of spraying the interior of the tank be rinsed with fresh water and then partially filled, and the boom and hoses flushed. This will prevent the buildup of dried pesticide deposits which can accumulate in the application equipment.

**After Spraying TARGA and Before Spraying Crops Other Than Those Listed in the Crop Rotation Section**

To avoid subsequent injury to desirable crops, thoroughly clean all mixing and spray equipment immediately following applications of TARGA as follows:

1. Drain tank; thoroughly rinse spray tanks, boom, and hoses with clean water. Loosen and physically remove any visible deposits.
2. Fill the tank with clean water and 1 gal of household ammonia\* (contains 3% active) for every 100 gal of water. Flush the hoses, boom, and nozzles with the cleaning solution. Then add more water to completely fill the tank. Circulate the cleaning solution through the tank and hoses for at least 15 min. Flush the hoses, boom, and nozzles again with the cleaning solution, and then drain the tank.
3. Remove the nozzles and screens and clean separately in a bucket containing cleaning agent and water.
4. Repeat step 2.
5. Rinse the tank, boom, and hoses with clean water.
6. If only Ammonia is used as a cleaner, the rinsate solution may be applied back to the crop(s) listed on this label. Do not exceed the maximum labeled use rate. If other cleaners are used, consult the cleaner label for rinsate disposal instructions. If no instructions are given, dispose of the rinsate on site or at an approved waste disposal facility.

\* Equivalent amounts of an alternate-strength ammonia solution or Nissan approved cleaner can be used in the cleanout procedure. Carefully read and follow the individual cleaner instructions. Consult your Ag dealer, or applicator or Nissan representative for a listing of approved cleaners.

**Notes:**

1. CAUTION: Do not use chlorine bleach with ammonia as dangerous gases will form. Do not clean equipment in an enclosed area.
2. Steam-clean spray tanks prior to performing the above cleanout procedure to facilitate the removal of any caked deposits.
3. When TARGA is tank mixed with other pesticides, all cleanout procedures should be examined and the most rigorous procedure should be followed.
4. In addition to this cleanout procedure, all precleanout guidelines on subsequently applied products should be followed as per the individual labels.
5. Where routine spraying practices include shared equipment frequently being switched between applications of TARGA and applications of other pesticides to TARGA-sensitive crops during the same spray season, Dedicate a sprayer to TARGA to further reduce the chance of crop injury.

**SPRAY DRIFT MANAGEMENT**

The interaction of many equipment and weather-related factors determines the potential for spray drift. The applicator is responsible for considering all these factors when making application decisions.

**AVOIDING SPRAY DRIFT IS THE RESPONSIBILITY OF THE APPLICATOR.**

## IMPORTANCE OF DROPLET SIZE

The most effective way to reduce drift potential is to apply large droplets (>150 - 200 microns). The best drift management strategy is to apply the largest droplets that provide sufficient coverage and control. The presence of sensitive species nearby, the environmental conditions, and pest pressure may affect how an applicator balances drift control and coverage.

APPLYING LARGER DROPLETS REDUCES DRIFT POTENTIAL, BUT WILL NOT PREVENT DRIFT IF APPLICATIONS ARE MADE IMPROPERLY OR UNDER UNFAVORABLE ENVIRONMENTAL CONDITIONS! See **Wind, Temperature and Humidity, and Temperature Inversions** sections of this label.

### Controlling Droplet Size - General Techniques

- **Volume** - Use high flow rate nozzles to apply the highest practical spray volume. Nozzles with higher rated flows produce larger droplets.
- **Pressure** - Use the lower spray pressures as indicated for the nozzle. Higher pressure reduces droplet size and does not improve canopy penetration. WHEN HIGHER FLOW RATES ARE NEEDED, USE A HIGHER-CAPACITY NOZZLE INSTEAD OF INCREASING PRESSURE.
- **Nozzle Type** - Use a nozzle type that is designed for the intended application. With most nozzle types, narrower spray angles produce larger droplets. Consider using low-drift nozzles.

### Controlling Droplet Size - Aircraft

- **Number of Nozzles** - Use the minimum number of nozzles with the highest flow rate that provide uniform coverage.
- **Nozzle Orientation** - Orienting nozzles so that the spray is emitted backwards, parallel to the airstream will produce larger droplets than other orientations.
- **Nozzle Type** - Solid stream nozzles (such as disc and core with swirl plate removed) oriented straight back produce larger droplets than other nozzle types.
- **Boom Length** - The boom length should not exceed 3/4 of wing or rotor length – longer booms increase drift potential.
- **Application Height** - Application more than 10 ft above the canopy increases the potential for spray drift.

### BOOM HEIGHT

Setting the boom at the lowest labeled height (if specified) which provides uniform coverage reduces the exposure of droplets to evaporation and wind. For ground equipment, the boom should remain level with the crop and have minimal bounce.

### WIND

Drift potential increases at wind speeds of less than 3 mph (due to inversion potential) or more than 10 mph. However, many factors, including droplet size and equipment type determine drift potential at any given wind speed. AVOID GUSTY OR WINDLESS CONDITIONS.

**Note:** Local terrain can influence wind patterns. Every applicator should be familiar with local wind patterns and how they affect spray drift.

### TEMPERATURE AND HUMIDITY

When making applications in hot and dry conditions, set up equipment to produce larger droplets to reduce effects of evaporation.

### TEMPERATURE INVERSIONS

Drift potential is high during a temperature inversion. Temperature inversions restrict vertical air mixing, which causes small suspended droplets to remain close to the ground and move laterally in a concentrated cloud. Temperature inversions are characterized by increasing temperature with altitude and are common on nights with limited cloud cover and light to no wind. They begin to form as the sun sets and often continue into the morning. Their presence can be indicated by ground fog; however, if fog is not present, inversions can also be identified by the movement of smoke from a ground source or an aircraft smoke generator. Smoke that layers and moves laterally in a concentrated cloud (under low wind conditions) indicates an inversion, while smoke that moves upward and rapidly dissipates indicates good vertical air mixing.

### SHIELDED SPRAYERS

Shielding the boom or individual nozzles can reduce the effects of wind. However, it is the responsibility of the applicator to verify that the shields are preventing drift and not interfering with uniform deposition of the product.

### AIR ASSISTED (AIR BLAST) FIELD CROP SPRAYERS

Air assisted field crop sprayers carry droplets to the target via a downward directed air stream. Some may reduce the potential for drift, but if a sprayer is unsuitable for the application and/or set up improperly, high drift potential can result. It is the responsibility of the applicator to determine that a sprayer is suitable for the intended application, is configured properly, and

that drift is not occurring.

**Note:** Air assisted field sprayers can affect product performance by affecting spray coverage and canopy penetration. Consult the application equipment section of this label to determine if use of an air assisted sprayer is suitable.

## RESISTANCE

When herbicides that affect the same biological site of action are used repeatedly over several years to control the same weed species in the same field, naturally-occurring resistant biotypes may survive a correctly applied herbicide treatment, propagate, and become dominant in that field. Adequate control of these resistant weed biotypes cannot be expected. If weed control is unsatisfactory, it may be necessary to retreat the problem area using a product affecting a different site of action.

To better manage herbicide resistance through delaying the proliferation and possible dominance of herbicide resistant weed biotypes, it may be necessary to change cultural practices within and between crop seasons such as using a combination of tillage, retreatment, tank-mix partners and/or sequential herbicide applications that have a different site of action. Weed escapes that are allowed to go to seed will promote the spread of resistant biotypes.

It is advisable to keep accurate records of pesticides applied to individual fields to help obtain information on the spread and dispersal of resistant biotypes. Consult your agricultural dealer, consultant, applicator, and/or appropriate state agricultural extension service representative for specific alternative cultural practices or herbicide guidance available in your area.

## INTEGRATED PEST MANAGEMENT

This product may be used as part of an Integrated Pest Management (IPM) program that can include biological, cultural, and genetic practices aimed at preventing economic pest damage. IPM principles and practices include field scouting or other detection methods, correct target pest identification, population monitoring, and treating when target pest populations reach locally determined action thresholds. Consult your state cooperative extension service, professional consultants or other qualified authorities to determine appropriate action treatment threshold levels for treating specific pest/crop systems in your area.

## IMPORTANT RESTRICTIONS AND PRECAUTIONS

Injury to or loss of desirable trees, vegetation, or adjacent sensitive crops may result from failure to observe the following:

- Do not use on lawns, walks, driveways, tennis courts, or similar areas.
- Prevent drift of spray to desirable plants.
- Take all necessary precautions to avoid all direct or indirect contact (such as spray drift) with non-target plants or areas. Most grass crops, including wheat, barley, rye, oats, sorghum, rice, and corn are highly sensitive to TARGA.
- Carefully observe all sprayer cleanup instructions both prior to and after using this product, as spray tank residue may damage crops other than those included in the crop rotation section.
- Do not contaminate any body of water.
- Do not apply this product through any type of irrigation system.

Nissan will not be responsible for losses or damages resulting from the use of this product in any manner not specifically instructed by Nissan.

### *Seasonal use limits and harvest intervals, and crop specific precautions*

#### ***Barley (not for use on barley in the state of New York)***

- Applications must be made prior to emergence of the crop.
- Applications made within 7 days of planting may result in crop injury.
- The maximum use rate of TARGA is 10 fl. oz per acre per season (0.068 lb. ai/A)..

#### ***Canola and Crambe***

- Do not apply TARGA within 60 days of harvest.
- The maximum use rate of TARGA is 18 fl. oz per acre per season.

#### ***Cotton***

- Do not apply TARGA within 80 days of harvest.
- The maximum use rate of TARGA is 18 fl. oz per acre per season.

#### ***Dry Beans***

- Do not apply TARGA within 30 days of harvest.
- The maximum use rate of TARGA is 28 fl. oz per acre per season.



**Flax**

- Do not apply TARGA within 70 days of harvest.
- The maximum use rate of TARGA is 24 fl. oz per acre per season.
- Application intervals should be greater than 7 days

**Lentils**

- Do not apply TARGA within 60 days of harvest.
- The maximum use rate of TARGA is 14 fl. oz per acre per season.

**Mint (Spearmint and Peppermint)**

- Do not apply TARGA within 30 days of harvest.
- The maximum use rate of TARGA is 30 fl. oz per acre per season.
- Do not apply more than 2 applications per acre per season.

**Dry and Succulent Peas**

- Do not apply TARGA on dry peas within 60 days of harvest.
- Do not apply TARGA on succulent peas within 30 days of harvest.
- The maximum use rate of TARGA on dry and succulent peas is 14 fl. oz per acre per season.

**Perennial Ryegrass Grown for Seed**

- Do not apply TARGA after boot stage of growth of Targa tolerant perennial ryegrass.
- The maximum use rate of TARGA is 20 fluid ounces per acre per season.
- Do not make more than 2 applications per acre per season. Application intervals should be greater than 7 days apart to allow regrowth to occur.
- After using TARGA, do not divert any portion of crop (seed, sprouts, screenings, forage, hay, stover, etc.) to use for human or animal consumption. Grazing of treated crop is prohibited.
- Do not apply TARGA through any type of irrigation system.

**Snap Beans**

- Do not apply TARGA within 15 days of harvest.
- The maximum use rate of TARGA is 14 fl. oz per acre per season.

**Soybeans**

- Do not apply TARGA within 80 days of harvest. Do not apply to soybeans after pod set.
- The maximum use rate of TARGA is 18 fl. oz per acre per season.

**Sugarbeets**

- Do not apply TARGA within 45 days of beet harvest.
- The maximum use rate of TARGA is 25 fl. oz per acre per season.
- Do not feed beet tops within 60 days of last application.
- Do not apply more than 4 applications per acre per season. Application intervals should be greater than 7 days apart to allow regrowth to occur.

**Sunflowers**

- Do not apply TARGA within 60 days of harvest.
- The maximum use rate of TARGA is 18 fl. oz per acre per season.
- Application intervals should be greater than 7 days
- Nonionic surfactants at 1 qt of product per 100 gal of spray solution (0.25% v/v) is the preferred adjuvant in sunflowers.

**Wheat (not for use on wheat in the state of New York)**

- Applications must be made prior to emergence of the crop.
- Applications made within 7 days of planting may result in crop injury.
- The maximum use rate of TARGA is 10 fl. oz per acre per season (0.068 lb. ai/A).

### STORAGE AND DISPOSAL

Do not contaminate water, food or feed by storage and disposal.

**PESTICIDE STORAGE:** Store product in original container only. Store in a cool dry place.

**PESTICIDE DISPOSAL:** Wastes resulting from the use of this product must be disposed of on site or at an approved waste disposal facility.

**CONTAINER DISPOSAL:** Nonrefillable container. Do not reuse or refill this container. Offer for recycling, if available.

*[(NOTE TO REVIEWER: The following language is for non-refillable plastic containers having a capacity less than 5 gallons)]*

**For Plastic Containers:** Triple rinse container (or equivalent) promptly after emptying. Then offer the container for recycling or reconditioning, or puncture and dispose of in a sanitary landfill, or incineration, or, if allowed by state and local authorities, by burning. If burned, stay out of smoke. Triple rinse as follows: Empty the remaining contents into application equipment or a mix tank and drain for 10 seconds after the flow begins to drip. Fill the container ¼ full with water and recap. Shake for 10 seconds. Pour rinsate into application equipment or a mix tank or store rinsate for later use or disposal. Drain for 10 seconds after the flow begins to drip. Repeat this procedure two more times.]

*[(NOTE TO REVIEWER: The following language is for non-refillable plastic containers having a capacity greater than 5 gallons)]*

**For Plastic Containers:** Triple rinse as follows: Empty the remaining contents into application equipment or a mix tank. Fill the container ¼ full with water. Replace and tighten closures. Tip container on its side and roll it back and forth, ensuring at least one complete revolution, for 30 seconds. Stand the container on its end and tip it back and forth several times. Turn the container over onto its other end and tip it back and forth several times. Empty the rinsate into application equipment or a mix tank or store rinsate for later use or disposal. Repeat this procedure two more times.]

**[For Fiber Sacks:** Completely empty fiber sack by shaking and tapping sides and bottom to loosen clinging particles. Empty residue into manufacturing or application equipment. Then dispose of sack in a sanitary landfill or by incineration if allowed by State and local authorities.]

**[For Fiber Drums with Liners:** Completely empty liner by shaking and tapping sides and bottom to loosen clinging particles. Empty residue into application equipment. Then dispose of liner in a sanitary landfill or by incineration if allowed by State and local authorities. If drum is contaminated and cannot be reused, dispose of in the same manner.]

**[For Bags Containing Water Soluble Packets:** Do not reuse the outer box or the resealable plastic bag. When all water-soluble packets are used, the outer packaging should be clean and may be disposed of in a sanitary landfill or by incineration, or if allowed by State and local authorities, by open burning. If burned, stay out of smoke. If the resealable plastic bag contacts the formulated product in any way, the bag must be triple-rinsed with clean water. Add the rinsate to the spray tank and dispose of the outer wrap as described above.]

**[For Metal Containers (non-aerosol):** Triple rinse container (or the equivalent) promptly after emptying. Then offer for recycling or reconditioning, or puncture and dispose of in a sanitary landfill, or by other procedures approved by State and local authorities. Triple rinse as follows: Empty the remaining contents into application equipment or a mix tank and drain for 10 seconds after the flow begins to drip. Fill the container ¼ full with water and recap. Shake for 10 seconds. Pour rinsate into application equipment or a mix tank or store rinsate for later use or disposal. Drain for 10 seconds after the flow begins to drip. Repeat this procedure two more times.]

**[For Paper and Plastic Bags:** Completely empty bag into application equipment. Then dispose of empty bag in a sanitary landfill, or by incineration, or, if allowed by state and local authorities, by burning. If burned, stay out of smoke.]

*[(NOTE TO REVIEWER: The following language is for refillable containers having a capacity greater than 5 gallons)]*

**CONTAINER DISPOSAL: For Bulk Containers - Refillable container.** Refill this container with pesticide only. Do not reuse this container for any other purpose. Cleaning the container before final disposal is the responsibility of the person disposing of the container. Cleaning before refilling is the responsibility of the refiller. To clean the container before final disposal, empty the remaining contents from this container into application equipment or mix tank. Fill the container about 10 percent full with water. Agitate vigorously or recirculate water with the pump for 2 minutes. Pour or pump rinsate into application equipment or rinsate collection system. Repeat this rinsing procedure two more times.]

**Notice to Buyer:** Purchase of this material does not confer any rights under patents of countries outside of the United States.

- <sup>1</sup> Registered trademark of BASF Ag
- <sup>2</sup> Registered trademark of E. I. du Pont de Nemours and Company
- <sup>3</sup> Registered trademarks of Monsanto Technology LLC.
- <sup>4</sup> Registered trademark of Syngenta

In this label the company name of Nissan Chemical Industries, Ltd. is abbreviated to Nissan or NISSAN.

### LIMITATION OF WARRANTY AND LIABILITY

NOTICE: Read This Limitation of Warranty and Liability Before Buying or Using This Product. If the Terms Are Not Acceptable, Return the Product at Once, Unopened, and the Purchase Price Will Be Refunded.

It is impossible to eliminate all risks associated with the use of this product. Such risks arise from weather conditions, soil factors, off target movement, unconventional farming techniques, presence of other materials, the manner of use or application, or other unknown factors, all of which are beyond the control of Nissan. These risks can cause: ineffectiveness of the product; crop injury, or; injury to non-target crops or plants.

Nissan does not agree to be an insurer of these risks, beyond what is expressly warranted by this label. WHEN YOU BUY OR USE THIS PRODUCT, YOU AGREE TO ACCEPT THESE RISKS.

Nissan warrants that this product conforms to the chemical description on the label thereof and is reasonably fit for the purpose stated in the Directions for Use, subject to the inherent risks described above, when used in accordance with the Directions for Use under normal conditions.

TO THE EXTENT CONSISTENT WITH APPLICABLE LAW, NISSAN MAKES NO OTHER EXPRESS OR IMPLIED WARRANTY OF FITNESS OR OF MERCHANTABILITY OR ANY OTHER EXPRESS OR IMPLIED WARRANTY.

TO THE EXTENT CONSISTENT WITH APPLICABLE LAW, IN NO EVENT SHALL NISSAN OR SELLER BE LIABLE FOR ANY INCIDENTAL, CONSEQUENTIAL OR SPECIAL DAMAGES RESULTING FROM THE USE OR HANDLING OF THIS PRODUCT. BUYER'S OR USER'S BARGAINED-FOR EXPECTATION IS CROP PROTECTION. TO THE EXTENT CONSISTENT WITH APPLICABLE LAW, THE EXCLUSIVE REMEDY OF THE USER OR BUYER AND THE EXCLUSIVE LIABILITY OF NISSAN OR SELLER, FOR ANY AND ALL CLAIMS, LOSSES, INJURIES OR DAMAGES (INCLUDING CLAIMS BASED ON BREACH OF WARRANTY OR CONTRACT, NEGLIGENCE, TORT OR STRICT LIABILITY), WHETHER FROM FAILURE TO PERFORM OR INJURY TO CROPS OR OTHER PLANTS, AND RESULTING FROM THE USE OR HANDLING OF THIS PRODUCT, SHALL BE THE RETURN OF THE PURCHASE PRICE OF THE PRODUCT, OR AT THE ELECTION OF NISSAN OR SELLER, THE REPLACEMENT OF THE PRODUCT.

Nissan or Nissan Chemical America Corporation (NCAC) must have prompt notice of any claim so that an immediate inspection of buyer's or user's growing crops can be made. Buyer and all users shall promptly notify Nissan or NCAC of any claims, whether based on contract, negligence, strict liability, other tort or otherwise or be barred from any remedy.

This Limitation of Warranty and Liability may not be amended by any oral or written agreement.

Nissan Chemical Industries, Ltd. (Nissan)

7-1, 3-chome, Kanda-Nishiki-cho, Chiyoda-ku, Tokyo 101-0054, JAPAN

# SUPPLEMENTAL LABELING

## TARGA™ Herbicide

EPA Reg. No. 33906-9

### TANK MIXED WITH PURSUIT<sup>1</sup> HERBICIDE FOR CONTROL OF VOLUNTEER CORN AND SHATTERCANE IN SOYBEANS

#### DIRECTIONS FOR USE

It is a violation of federal law to use this product in a manner inconsistent with its labeling.

Targa is used for control of volunteer com and shattercane when tank mixed with "Pursuit" Herbicide in area I as defined on the Targa label.

Do not apply this tank mix through any type of irrigation system.

#### HOW TO USE

Targa, at the rate of 5 to 7 fluid ounces per acre, may be tank mixed with "Pursuit" for the control of volunteer corn and shattercane only. Use the 7 fl. ounce rate when shattercane and com approach the upper size limit and/or weed pressure is heavy. Refer to the "Pursuit" label for "Pursuit" rates, broadleaf weeds and other grass species controlled.

For best results, apply when volunteer com or shattercane are in the size ranges listed below. Applications to weeds smaller than, or exceeding the stated sizes for application may result in less than satisfactory control.

#### SIZE AT APPLICATION (Inches)

Volunteer corn	6 to 18
Shattercane	6 to 12

**Note:** Tank mixes of Targa with "Pursuit" have shown some reductions in grass control when compared to either product applied alone. This tank mix is labeled for the control of volunteer com and shattercane only. Different control measures should be used to control other grasses present. Best results are obtained when Targa is applied 24 hours before, or 7 days after the application of "Pursuit". Do not apply Targa to plants stressed from a previous herbicide application.

**Do not include any other pesticide in with the tank mix of Targa plus "Pursuit".**

#### APPLICATION INFORMATION

Targa plus "Pursuit" tank mixes may be applied by ground or by air. Use a minimum of 10 gallons of water when applying by ground or a minimum of 5 gallons of water when applying by air. Do not apply in a band application. Consult the respective labels for pressure and spray drift statements. The most restrictive statement in either case will apply.

Applications of Targa + "Pursuit" must include either:

1. A nonionic surfactant at the rate (concentration) of 0.25% v/v (1 quart per 100 gallons of spray solution). Use only EPA approved surfactants authorized for use on food crops containing at least 80% active ingredients.
2. Crop oil concentrate at a rate (concentration) of 1.0%v/v (4 quarts per 100 gallons of spray solution).

#### IMPORTANT

**BEFORE USING TARGA, READ AND FOLLOW ALL APPLICABLE DIRECTIONS, RESTRICTIONS AND PRECAUTIONS ON THE EPA-REGISTERED LABEL.**

This bulletin contains new or supplemental instructions for use of this product which do not appear on the EPA-registered package label. Follow the instructions carefully.

This labeling must be in the possession of the user at the time of pesticide application.

<sup>1</sup>Registered trademark of American Cyanamid Company

Nissan Chemical Industries, Ltd. (Nissan)

7-1, 3-chome, Kanda-Nishiki-cho, Chiyoda-ku, Tokyo 101-0054, JAPAN

# TARGA™ Herbicide

EPA Reg. No. 33906-9

## FOR USE IN CONTROL OF ANNUAL AND PERENNIAL GRASSES IN PINEAPPLE IN THE STATE OF HAWAII

### **DIRECTIONS FOR USE**

It is a violation of Federal law to use this product in a manner inconsistent with its labeling.

Targa is a selective postemergence herbicide for control of annual and perennial grasses in pineapple. Applied at specified rates and timing, Targa will control emerged grasses. Subsequent flushes of grasses require additional treatment.

### **HOW TO USE**

Use a sprayer properly calibrated to a constant speed and rate of delivery.

Mix the proper amount of Targa in water.

- Foliar applications - Apply Targa at 15-30 fl oz of product per acre per application. A maximum of 4 applications may be made per harvest.
- Directed spot treatments for perennial grasses - Spray perennial grasses postemergence to wet (50-100 gals per acre depending on size) with 15 to 30 fl oz product per 100 gallons of water as a spot treatment. A maximum of 4 applications may be made per harvest.

### **WEEDS CONTROLLED**

Sour Grass (*Tricachne Insularis*)

Crabgrass (*Digitaria Sp*)

Natal Red Top (*Agrostis Alba*)

### **WEEDS PARTIALLY CONTROLLED**

Guineagrass (*Panicum maximum*)

Wiregrass (*Eleusine Indica*)

Molasses Grass (*Melinis Minutiflora*)

### **USE PRECAUTIONS**

- Do not apply more than 60 fl oz of Targa herbicide per acre per harvest.
- Do not harvest within 160 days of last application.
- Do not graze treated fields or harvest for forage or hay.

### **IMPORTANT**

**BEFORE USING TARGA, READ AND FOLLOW ALL APPLICABLE DIRECTIONS, RESTRICTIONS AND PRECAUTIONS ON THE EPA REGISTERED LABEL.**

This bulletin contains new or supplemental instructions for use of this product which do not appear on the EPA-registered package label. Follow the instructions carefully.

This labeling must be in the possession of the user at the time of pesticide application.

Nissan Chemical Industries, Ltd. (Nissan)

7-1, 3-chome, Kanda-Nishiki-cho, Chiyoda-ku, Tokyo 101-0054, JAPAN

# SUPPLEMENTAL LABELING

## TARGA™ Herbicide

EPA Reg. No. 33906-9

### FOR POSTEMERGENCE CONTROL OF EMERGED RHIZOME AND SEEDLING JOHNSONGRASS IN FALLOW, IN THE STATES OF TX, OK, KS, AND CO

#### DIRECTIONS FOR USE

It is a violation of federal law to use this product in a manner inconsistent with its labeling. Targa is a selective postemergence herbicide for postemergence control of emerged Rhizome and Seedling Johnsongrass in Fallow. Applied at specified rates and timings, Targa will control emerged grasses only. Subsequent flushes of grasses require additional treatment.

#### HOW TO USE

##### Ground Application

Use flat fan or hollow cone nozzles at 25-40 psi. Do not use flood, rain drop, whirl chamber, or any other nozzle types that produce coarse, large spray droplets. In addition, do not use controlled droplet applicator (CDA) type nozzles as poor weed control or excessive spray drift may result. Use a minimum of 10 gal of water per acre. Increase spray volume and pressure as weed or crop stubble density increases. Do not exceed 40 gal of water per acre or control will be reduced. Adjust the boom and nozzle height according to the nozzle manufacturer's specifications to obtain proper spray coverage.

##### Aerial Application

Use nozzle types and arrangements that provide optimum spray distribution and maximum coverage. Use a minimum of 3 gal of water per acre. Do not apply during a temperature inversion, when winds are gusty, or when other conditions favor poor coverage and/or off-target spray movement. See full label for spray drift management and sprayer cleanout directions.

#### Weeds Controlled/Rate Charts

Apply Targa for control of Seedling and Rhizome Johnsongrass at the range indicated.

<u>Annual Grasses</u>	Size at Application (Inches)	Targa fl oz Product/ A
Johnsongrass, seedling (Sorghum halepense)	2-6	8

<u>Perennial Grasses</u>	Size at Application (Inches)	Targa fl oz Product/ A
Johnsongrass, rhizome	10-16 & before boot stage	12

If perennial grasses regrow, reapply Targa at 8 fl oz per acre. Application timing should be when Johnsongrass is 6"-10" in height.

#### Spray Additives

Always include a non phytotoxic petroleum based crop oil concentrate at 1% v/v (4 qts/100 gals) or a nonionic surfactant at 0.25% v/v (1 qt/100 gals). Crop oil concentrate is the preferred adjuvant in arid areas.

#### Tank Mix Applications

Do not use tank mixtures of Targa with any pesticide or spray adjuvant except as directed on this label or on other supplemental labels. Tank mixes of Targa with postemergence broadleaf herbicides may result in reduced grass control. If grass control is reduced, an additional application of Targa may be required after grass plants begin to develop new leaves.

**Sequential Applications with Post Broadleaf Herbicides**

NOTE: Reduction in grass control is possible when Targa is applied immediately prior to or sequentially after an application of a post broadleaf herbicide. Observe the following instructions:

After applying Targa, wait a minimum of 24 hours before applying a post broadleaf herbicide.

In fields treated with a post broadleaf herbicide, wait for grass plants to begin developing new leaves, (generally 5-7 days after the post broadleaf herbicide application), before applications of Targa are made.

**Precautions**

Rainfall within 1 hour of application will reduce grass control from Targa.

Applications to grassy weeds suffering stress from lack of moisture, cold, herbicide injury, and insect or disease injury may result in reduced control. A sequential application of Targa at 8-10 fl oz per acre after growth resumes may be necessary for satisfactory control.

Weed control may be reduced if the soil is disturbed by tillage within 21 days before, or 14 days after, application of Targa.

**Restrictions**

Do not apply Targa within 120 days of planting any crop except Soybeans, Cotton, Sugarbeets, Dry and Succulent Peas, Dry and Succulent Beans, Lentils, and Canola, which can be planted at any time.

The maximum use rate of Targa is 30 fl oz per acre per season.

Application intervals should be greater than 7 days apart to allow regrowth to occur.

Do not apply Targa through any type of irrigation system.

Most grass crops, including wheat, barley, rye, oats, sorghum, rice, and corn are highly sensitive to Targa and all direct or indirect contact (such as spray drift) should be avoided.

**Resistance**

Biotypes of certain weeds listed on this label are resistant to Targa, and other herbicides with the same mode of action\*, even at exaggerated application rates. Biotypes are naturally occurring individuals of a species identical in appearance but with slightly different genetic compositions; the mode of action of an herbicide is the chemical interaction that interrupts a biological process necessary for plant growth and development.

If weed control is unsatisfactory, it may be necessary to respray problem areas using a product with a different mode of action. If resistant weed bio-types are suspected or known to be present, consider using a planned herbicide rotation program to help control these biotypes. To better manage weed resistance when using Targa use a combination of tillage and sequential herbicide applications that have a different mode of action than Targa, to control escaped weeds. Do not let weed escapes go to seed. Consult your agricultural dealer, consultant, applicator, and/or appropriate state agricultural extension service representative for specific alternative herbicide guidance available in your area. It is advisable to keep accurate records of pesticides applied to individual fields to help obtain information on the spread and dispersal of resistant biotypes.

\*Naturally occurring weed biotypes that are resistant to Hoelon or Poast, will also be resistant to Targa.

**IMPORTANT  
BEFORE USING TARGA, READ AND FOLLOW  
ALL APPLICABLE DIRECTIONS, RESTRICTIONS  
AND PRECAUTIONS ON THE EPA-REGISTERED  
LABEL.**

This bulletin contains new or supplemental instructions for use of this product which do not appear on the EPA-registered package label. Follow the instructions carefully.

This labeling must be in the possession of the user at the time of pesticide application.

Nissan Chemical Industries, Ltd. (Nissan)  
7-1, 3-chome, Kanda-Nishiki-cho, Chiyoda-ku, Tokyo 101-0054, JAPAN

**SUPPLEMENTAL LABELING**

**TARGA™ Herbicide**

EPA Reg. No. 33906-9

**FOR POSTEMERGENCE GRASS CONTROL IN CERTAIN NON FOOD/NON FEED CROPS GROWN UNDER CONTRACT FOR SEED PRODUCTION ONLY IN THE STATES OF IDAHO, MONTANA, OREGON, WASHINGTON, AND WYOMING**

***DIRECTIONS FOR USE***

It is a violation of federal law to use this product in a manner inconsistent with its labeling.

Targa Herbicide is a selective postemergence herbicide for control of annual and perennial grasses in alfalfa, onion, carrot, garlic, Swiss chard, spinach, radish, Chinese cabbage, and red beets grown specifically under contract as non food/non feed crops for seed production only. See "Restrictions" portion of label before using. Applied at specified rates and timings, Targa will control emerged grasses. Subsequent flushes of grasses require additional treatment.

***HOW TO USE***

***Ground Application***

***Broadcast Application***

- Use flat fan or hollow cone nozzles at 25-60 psi.
- Do not use flood, rain drop, whirl chamber, or any other nozzle types that produce coarse, large spray droplets. In addition, do not use controlled droplet applicator (CDA) type nozzles as poor weed control or excessive spray drift may result.
- Use a minimum of 10 gal of water per acre.
- Increase spray volume and pressure as weed or crop density and size increase.
- Do not exceed 40 gal of water per acre or control will be reduced.
- Adjust the boom and nozzle height according to the nozzle manufacturer's specifications to obtain proper spray coverage.

***Aerial Application***

- Use nozzle types and arrangements that provide optimum spray distribution and maximum coverage.
- Use a minimum of 3 gal of water per acre.
- Do not apply during a temperature inversion, when winds are gusty, or when other conditions favor poor coverage and/or off-target spray movement.

See full label for spray drift management and sprayer cleanout directions.

***Spray Additives***

Always include a nonphytotoxic petroleum based crop oil concentrate at 1% v/v (4 qts/100 gals) or a nonionic surfactant at 0.25% v/v (1 qt/100 gals). Crop oil concentrate is the preferred adjuvant in arid areas.

***Tank Mix Applications***

Do not use tank mixtures of Targa with any pesticide or spray adjuvant except as directed on this label or on other supplemental labels.

Tank mixes of Targa with postemergence broadleaf herbicides may result in reduced grass control. If grass control is reduced, an additional application of Targa may be required after grass plants begin to develop new leaves.

***Sequential Applications with Post Broadleaf Herbicides***

NOTE: Reduction in grass control is possible when Targa is applied immediately prior to or sequentially after an application of a post broadleaf herbicide. Observe the following instructions:

- After applying TARGA, wait a minimum of 24 hours before applying a post broadleaf herbicide.
- In fields treated with a post broadleaf herbicide, reduced control may result if applications of TARGA are made prior to grass plants beginning to develop new leaves (generally 5-7 days after the post broadleaf herbicide application).



**WEEDS CONTROLLED AND RATE SELECTION**

	Size at Application (in)	TARGA Applied Alone (fl oz product/A)
--	--------------------------	---------------------------------------

**Annual Grasses\*\***

Com, Volunteer ( <i>Zea mays</i> )	6-18	5 - 8 fl oz
Foxtail, Giant ( <i>Setaria faberi</i> )	2-4 (pretiller)	
Johnsongrass, Seedling ( <i>Sorghum halepense</i> )	2-8	
Shattercane ( <i>Sorghum bicolor</i> )	6-12	
Wild Proso Millet ( <i>Panicum miliaceum</i> )	2-6	
Crowfootgrass ( <i>Dactyloctenium aegyptium</i> )	2-6	7 - 8 fl oz
Fall Panicum ( <i>Panicum dichotomiflorum</i> )	2-6	
Field Sandbur ( <i>Cenchrus incertus</i> )	2-6	
Foxtail, Bristly ( <i>Setaria verticillata</i> )	2-4	
Foxtail, Giant ( <i>Setaria faberi</i> )	2-8	
Foxtail, Green ( <i>Setaria viridis</i> )	2-4	
Foxtail, Yellow ( <i>Setaria lutescens</i> )	2-4	
Goosegrass ( <i>Eleusine indica</i> )	2-6:j	
Itchgrass ( <i>Rottboellia exaltata</i> )	2-8	
Sprangletop ( <i>Leptochloa filiformis</i> )	2-6	
Volunteer Barley ( <i>Hordeum vulgare</i> )	2-6	
Volunteer Oats ( <i>Avena sativa</i> )	2-6	
Volunteer Rye ( <i>Secale cereale</i> )	2-6	
Volunteer Wheat ( <i>Triticum aestivum</i> )	2-6	
Wild Oat ( <i>Avena fatua</i> )	2-6	
Witchgrass ( <i>Panicum capillare</i> )	2-6	8 - 10 fl oz
Barnyardgrass ( <i>Echinochloa crus-galli</i> )	2-6	
Crabgrass, Large ( <i>Digitaria sanguinalis</i> )	2-6:j	
Crabgrass, Smooth ( <i>Digitaria ischaemum</i> )	2-6:j	
Junglerice ( <i>Echinochloa colonum</i> )	2-6	
Texas Panicum ( <i>Panicum texanum</i> )	2-4	
Red Rice ( <i>Oryza sativa</i> )	1-4	9 - 10 fl oz
Woolly Cupgrass ( <i>Eriochloa villosa</i> )	2-4§	
BroadleafSignalgrass ( <i>Brachiaria platyphylla</i> )	2-6	10 fl oz

**Perennial Grasses\*\***

Wire stem Muhly ( <i>Muhlenbergia frondosa</i> )	4-8	8 - 10 fl oz
Bermudagrass ( <i>Cynodon dactylon</i> )	3" tall (or up to 6" runners)	10 - 12 fl oz
Johnsongrass, Rhizome ( <i>Sorghum halepense</i> )	10-24	
Quackgrass ( <i>Agropyron repens</i> )	6-10	

\*\* For annual and perennial grasses, up to 12 fl oz per acre may be applied, based on local guidance. Under arid conditions use the higher use rate.  
 j Length of lateral growth.  
 § Size in height or diameter, whichever is more restrictive. Applications to plants with more than three tillers may result in unsatisfactory control.

**Precautions**

- Rainfall within 1 hour of application will reduce grass control from Targa.
- Applications to grassy weeds suffering stress from lack of moisture, cold, herbicide injury, and insect or disease injury may result in reduced control. A sequential application of TARGA at 6-7 fl oz per acre after growth resumes may be necessary for satisfactory control.

**Restrictions**

- Do not apply Targa within 14 days of anticipated bloom.
- The maximum use rate of TARGA is 25 fl oz per acre per season.
- After using TARGA, do not divert any portion of crop (seed, sprouts, screenings, forage, hay, etc.) to use for human or animal consumption. Grazing of treated crop is prohibited.
- Do not make more than 2 applications per acre per season. Application intervals should be greater than 7 days apart to allow regrowth to occur.
- Do not apply TARGA through any type of irrigation system.
- Most grass crops, including wheat, barley, rye, oats, sorghum, rice, and corn are highly sensitive to TARGA Herbicide and all direct or indirect contact (such as spray drift) should be avoided.
- All seed crops treated with Targa are to be tagged at the processing facility, "Not for Human or Animal Consumption". It shall be the growers' responsibility to notify the processing facility of any seed crop that has been treated with TARGA.

**Resistance**

Biotypes of certain weeds listed on this label are resistant to Targa, and other herbicides with the same mode of action, \* even at exaggerated application rates. Biotypes are naturally occurring individuals of a species identical in appearance but with slightly different genetic compositions; the mode of action of a herbicide is the chemical interaction that interrupts a biological process necessary for plant growth and development.

If weed control is unsatisfactory, it may be necessary to respray problem areas using a product with a different mode of action. If resistant weed biotypes (such as Wild Oats), are suspected or known to be present, consider using a planned herbicide rotation program to help control these biotypes. To better manage weed resistance when using TARGA use a combination of tillage and sequential herbicide applications that have a different mode of action than TARGA, to control escaped weeds. Do not let weed escapes go to seed.

Consult your agricultural dealer, consultant, applicator,

and/or appropriate state agricultural extension service representative for specific alternative herbicide guidance available in your area. It is advisable to keep accurate records of pesticides applied to individual fields to help obtain information on the spread and dispersal of resistant biotypes.

\* Naturally occurring weed biotypes that are resistant to Hoelon or Poast, will also be resistant to Targa.

**IMPORTANT**

**BEFORE USING TARGA, READ AND FOLLOW ALL APPLICABLE DIRECTIONS, RESTRICTIONS AND PRECAUTIONS ON THE EPA-REGISTERED LABEL.**

This bulletin contains new or supplemental instructions for use of this product which do not appear on the EPA-registered package label. Follow the instructions carefully.

This labeling must be in the possession of the user at the time of pesticide application.

Nissan Chemical Industries, Ltd. (Nissan)

7-1, 3-chome, Kanda-Nishiki-cho, Chiyoda-ku, Tokyo 101-0054, JAPAN

27/27

**SUPPLEMENTAL LABELING**

**TARGA™ Herbicide**

EPA Reg. No. 33906-9

**FOR USE IN CONTROL OF ANNUAL AND PERENNIAL GRASSES IN EUCALYPTUS PLANTATIONS IN THE STATE OF HAWAII**

**DIRECTIONS FOR USE**

It is a violation of Federal law to use this product in a manner inconsistent with its labeling.

Targa is a selective postemergence herbicide for control of annual and perennial grasses in Eucalyptus. Applied at specified rates and timing, Targa will control emerged grasses. Subsequent flushes of grasses require additional treatment.

Nissan Chemical Industries, Ltd. (Nissan)

7-1, 3-chome, Kanda-Nishiki-cho, Chiyoda-ku, Tokyo 101-0054, JAPAN.

**HOW TO USE**

Use a tractor sprayer properly calibrated to a constant speed and rate of delivery

Apply Targa as a broadcast spray at a rate of 15 to 30 fl oz of product per acre per application in Eucalyptus fields. A maximum of 4 applications may be made per year.

**WEEDS CONTROLLED**

Para grass - *Panicum muticum*

Crab grass - *Digitaria* spp.

**WEEDS PARTIALLY CONTROLLED**

Torpedo grass - *Panicum repens*

**USE PRECAUTIONS**

Do not apply more than 60 fl oz of Targa per acre per year in Eucalyptus.

**IMPORTANT**

**BEFORE USING TARGA, READ AND FOLLOW ALL APPLICABLE DIRECTIONS, RESTRICTIONS AND PRECAUTIONS ON THE EPA-REGISTERED LABEL.**

This bulletin contains new or supplemental instructions for use of this product which do not appear on the EPA-registered package label. Follow the instructions carefully.

This labeling must be in the possession of the user at the time of pesticide application.