

ACCEPTED

DEC 30 1987

FLUTRIX 4 EC ATT

EMULSIFIABLE CONCENTRATE

SELECTIVE HERBICIDE

FOR THE PRE-EMERGENCE CONTROL
OF ANNUAL GRASSES AND
BROADLEAF WEEDS

ACTIVE INGREDIENT	
α, α, α -trifluoro-2,6-dinitro-N, N-dipropyl-p-toluidine....	41.2%
INERT INGREDIENTS.....	58.8%
	100.0%

Contains 4 pounds of active ingredient per gallon.

CAUTION

KEEP OUT OF REACH OF CHILDREN


SEE DIRECTIONS FOR USE FOR ADDITIONAL PRECAUTIONARY STATEMENTS

EPA Est. No. 33660-IT-

EPA Reg. No. 33660-

NET CONTENTS

INDUSTRIA PRODOTTI CHIMICI S.p.A
VIA F. BELTRAMI, 11
20026 NOVATE MILANESE
ITALY



PRECAUTIONARY STATEMENTS
HAZARDS TO HUMANS AND DOMESTIC ANIMALS
CAUTION

Harmful if swallowed, inhaled or absorbed through the skin. Avoid contact with skin, eyes or clothing. Avoid breathing spray mist. When handling or applying, wear protective clothing such as goggles or face shield and rubber gloves. Wash thoroughly with soap and water after handling. Remove contaminated clothing and wash before reuse.

STATEMENT OF PRACTICAL TREATMENT

IF SWALLOWED: Call a physician. Drink 1 or 2 glasses of water and induce vomiting by touching back of throat with finger. Do not induce vomiting or give anything by mouth to an unconscious person.

IF INHALED: Remove victim to fresh air. Get medical attention.

IF IN EYES: Immediately flush with plenty of water. Get medical attention.

IF ON SKIN: Wash with plenty of soap and water. Get medical attention.

ENVIRONMENTAL HAZARDS


This pesticide is toxic to fish. Do not apply directly to water or wetlands (swamps, bogs, or marshes). Drift or runoff from treatment areas may be hazardous to aquatic organisms in neighboring aquatic sites. Do not contaminate water by cleaning of equipment or disposal of wastes. Refer to product labeling for use restrictions to protect ENDANGERED SPECIES.

PHYSICAL AND CHEMICAL HAZARDS

Do not use or store near heat or open flame.

DIRECTIONS FOR USE

It is a violation of Federal law to use this product in a manner inconsistent with its labeling. Do not apply this product through any type of irrigation system. Refer to additional Directions for Use of FLUTRIX 4 EC ATT and read all directions carefully before applying.




STORAGE AND DISPOSAL

STORAGE: May be stored in unheated facilities. Do not store near heat or open flame.

PESTICIDE DISPOSAL: Do not contaminate water, food or feed by storage or disposal. Wastes resulting from the use of this product may be disposed of on site or at an approved waste disposal facility.

CONTAINER DISPOSAL: Do not reuse empty containers. Triple rinse (or equivalent). Then offer for recycling or reconditioning, or puncture and dispose of in a sanitary landfill, or incineration, or if allowed by state and local authorities, by burning. If burned, stay out of smoke.



40651

DIRECTIONS FOR USE OF



DEC 31 1967

FLUTRIX 4 EC ATT EC

EMULSIFIABLE CONCENTRATE

S E L E C T I V E H E R B I C I D E

FOR THE PRE-EMERGENCE CONTROL OF ANNUAL GRASSES AND BROADLEAF WEEDS

ACTIVE INGREDIENT

a, a, a-trifluoro-2,6-dinitro-N, N-dipropyl-p-toluidine....41.2%

INERT INGREDIENTS.....58.8%

100.0%

Contains 4 pounds of active ingredient per gallon.

KEEP OUT OF REACH OF CHILDREN


C A U T I O N

SEE PAGE FOR ADDITIONAL PRECAUTIONARY STATEMENTS

EPA Est. No.

EPA Reg. No. 33660-

NET CONTENTS



INDEX

Precautionary Statements..... 3

General Information

- Weeds and grasses controlled 6
- Soil Preparation 10
- Soil Texture 10

Application directions

- Ground application 10
- Aerial application 11
- Incorporation 11
- Application with liquid fertilizers 12
- Application with dry bulk fertilizers 14

Directions for Use

- Alfalfa 15
- Beans 16
 - (Dry, Castor, Guar, Mungbeans, Lima, Snap)
- Carrots 17
- Celery 18
- Cole crops 18
 - (Broccoli, Brussels sprout, Cabbage, Cauliflower)
- Cotton 20
- Cucurbits 24
 - (Cantaloupes, Cucumbers, Watermelons)
- Greens 24
 - (Turnipgreens, Kale, Mustardgreens)
- Hops 24
- Mint 25
- Okra 25
- Peanuts 25
- Peas 26
 - (English, Dry, Southern Peas)
- Peppers 27
- Potatoes 28
- Safflower 30
- Soybean 31
- Sugarbeets 38
- Sugarcane 39
- Sunflower 40
- Tomatoes 41
- Trees and Vineyards 42
- Wheat 45
 - (Winter, Spring, Durum,)

Special Precautions 46

Condition of Sale 47



PRECAUTIONARY STATEMENTS

HAZARDS TO HUMANS AND DOMESTIC ANIMALS

CAUTION

Harmful if swallowed, inhaled or absorbed through the skin. Avoid contact with skin, eyes or clothing. Avoid breathing spray mist. When handling or applying, wear protective clothing such as goggles or face shield and rubber gloves. Wash thoroughly with soap and water after handling. Remove contaminated clothing and wash before reuse.

STATEMENT OF PRACTICAL TREATMENT

- IF SWALLOWED: Call a physician. Drink 1 or 2 glasses of water and induce vomiting by touching back of throat with finger. Do not induce vomiting or give anything by mouth to an unconscious person.
- IF INHALED: Remove victim to fresh air. Get medical attention.
- IF IN EYES: Immediately flush with plenty of water. Get medical attention.
- IF ON SKIN: Wash with plenty of soap and water. Get medical attention.

ENVIRONMENTAL HAZARDS

This pesticide is toxic to fish. Do not apply directly to water or wetlands (swamps, bogs, or marshes). Drift or runoff from treatment areas may be hazardous to aquatic organisms in neighboring aquatic sites. Do not contaminate water by cleaning of equipment or disposal of wastes.

ENDANGERED SPECIES RESTRICTIONS

The following restrictions apply to use of this product after February 1, 1988.

Before using this pesticide on wheat, soybeans and cotton in the counties listed below, you must obtain the PESTICIDE USE BULLETIN FOR PROTECTION OF ENDANGERED SPECIES for the county in which the product is to be used. The bulletin is available from your County Extension Agent, State Fish and Game Office, or your pesticide dealer. Use of this product in a manner inconsistent with the PESTICIDE USE BULLETIN FOR PROTECTION OF ENDANGERED SPECIES is a violation of Federal laws.

FOR CROP USE (Cotton, Wheat and Soybeans):

ALABAMA

Lauderdale, Limestone and Madison

ARIZONA

Graham, Maricopa, Mohave, Pima, Pinal and Santa Cruz

ARKANSAS

Benton and Polk

CALIFORNIA

Butte, Colusa, Glenn, Merced, Sacramento, Solano, Sutter, and Tehema

MISSISSIPPI

Claiborne, Copiah, and Hinds

MISSOURI

Barry, Benton, Camden, Christian, Dallas, Greene, Hickory, Jasper, Lawrence, Miller, Newton, Osage, Polk, St. Clair, Stone and Webster

NEVADA

CLARK

NEW MEXICO

Chaves, Debaca and Eddy

OHIO

Pickaway

OKLAHOMA

Delaware, McCurtain and Pushmataha

OREGON

Lake

TENNESSEE

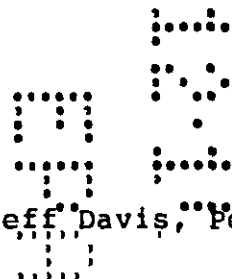
Lawrence and Wayne

TEXAS

Bastrop, Burleson, Comal, Harris, Hays, Jeff Davis, Pecos and Reeves

UTAH

Utah and Washington



PHYSICAL AND CHEMICAL HAZARDS

Do not use or store near heat or open flame.

DIRECTIONS FOR USE

It is a violation of Federal law to use this product in a manner inconsistent with its labeling. Do not apply this product through any type of irrigation system. Read all directions for the use of FLUTRIX 4 EC ATT carefully before applying.

STORAGE AND DISPOSAL

Storage.

May be stored in unheated facilities. Do not store near heat or open flame.

Pesticide Disposal.

Do not contaminate water, food or feed by storage or disposal. Wastes resulting from the use of this product may be disposed of on site or at an approved waste disposal facility.

Container Disposal.

Do not reuse empty containers. Triple rinse (or equivalent). Then offer for recycling or reconditioning, or puncture and dispose of in a sanitary landfill, or incineration, or if allowed by state and local authorities, by burning. If burned, stay out of smoke.



GENERAL INFORMATION

FLUTRIX 4 EC ATT is a pre-emergence herbicide which is incorporated into the soil to provide long-lasting control of annual grasses and broadleaf weeds; it controls weeds by killing their seeds as they germinate. It does not control established weeds. Incorporation of FLUTRIX 4 EC ATT assures effective control regardless of weather conditions and permits shallow cultivation, rotary hoeing and hand hoeing without reducing its weed control activity.

WEEDS AND GRASSES CONTROLLED

GRASSES

BROADLEAF WEEDS

Annual bluegrass Poa Annua
 Barnyardgrass Echinochloa sp.
 (Watergrass)
 Brachiaria Brachiaria sp.
 (Signalgrass)
 Bromegrass Bromus tectorum
 (Cheatgrass, Downy brome)
 Cheat Bromus secalinus
 (Chess)
 Crabgrass Digitaria sp.
 (Large crabgrass, smooth crabgrass)
 Fall panicum Panicum dichotom.
 Foxtails Setaria sp.
 (Bottlegrass, Bristlegrass, Giant foxtail, Green foxtail, Pigeongrass, Robust foxtail, Yellow foxtail)
 Goosegrass Eleusine indica
 (Silver crabgrass, Silvergrass, Wiregrass, Yardgrass)
 Guinea grass Panicum maximum
 Johnsongrass Sorghum halepense
 (Seedling and

Carpetweed Mollugo verticillata
 Chickweed Stellaria media
 Field Bindweed Convolvulus arvensis
 Florida pusley Richardia scabra
 (Florida purs-lane, Mexican Clover, Pusley)
 Goosefoot Chenopodium hybridum
 Henbit Lamium amplexicale
 Knotweed Polygonum aviculare
 Kochia Kochia Scoparia
 (Fireweed)
 Lambsquarters Chenopodium album
 Pigweeds Amaranthus sp.
 (Carelessweed, Prostrate pigweed, Redroot, Rough Pigweed, Spiny Pigweed)
 Puncturevine Tribulus terrestris
 (Caltrop)
 Purslane Portulaca oleracea
 Russian thistle Salsola kali
 (Tumbleweed)
 Stinging nettle Urtica dioica
 (Nettle)

Rhizome)	
Junglerice	Echinochloa col.
Raoulgrass	Rottboellia exalt.
(Itchgrass)	
Sandbur	Cenchrus incertus
(Burgrass)	
Sprangletop	Leptochloa filifor
Stinkgrass	Eragrostis cilian.
(Lovegrass)	
Texas Panicum	Panicum texano
(Buffalograss,	
Coloradograss)	
Wild cane	Sorghum bicolor
(Shattercane)	

FLUTRIX 4 EC ATT will not control certain resistant weeds such as Cocklebur, Jimsonweed, Ragweed, Velvetleaf, Nutsedge. FLUTRIX 4 EC ATT, in mixture with other products, will control the following additional weeds:

FLUTRIX 4 EC ATT/SENCOR ^R OR LEXONE ^R TANK-MIX
 (see Soybean section for instructions)

In soybean:

Jimson weed	Datura stramonium
Mallo, Venice	Hibiscum trionum
(Flower of an hour)	
Mustard, wild	Brassica kaber
(Charlock, Field	
mustard)	
Ragweed, common	Ambrosia artemisifolia
Sesbania, hemp	Sesbania exaltata
(Coffeebean,	
Indigo)	
Smartweed, annual	Polygonum pensylvanicum
(Pennsylvania smart-	
weed, Smartweed)	
Prickly sida	Sida spinosa
(Teaweed, Spiny sida)	
Velvetleaf	Abutilon theophrasti
(Butterprint, Button-	
weed, Cottonweed,	
Elephant's ear,	
Indian mallow,	
Piermarker)	

Control of Cocklebur, Morning glory and Giant Ragweed may be erratic ranging from poor to excellent depending upon soil temperature, time of weed germination, depth of weed seed in the soil and amount and timing of soil moisture. Control may be improved with timely cultivation.

FLUTRIX 4 EC ATT/EPTAM TANK-MIX
(see Drybean section for instructions)

In drybean and potato:

- | | |
|-------------------|---------------------|
| Henbit | Lamium amplexicale |
| Nightshade, black | Solanum nigrum |
| Nightshade, hairy | Solanum sarachoides |
| Nutsedge | Cyperus sp. |
| (Nutgrass, | |
| Purple nutsedge, | |
| Yellow nutsedge, | |
| Wild oat | Avena fatua |

FLUTRIX 4 EC ATT/AMIBEN TANK-MIX AND OVERLAY
(see Soybean and Sunflower sections for instructions)

In soybean and sunflower:

- | | |
|-------------------------|-------------------------|
| Coffeeweed | Sesbania exaltata |
| Mustard, wild | Brassica kaber |
| Nightshade, black | Solanum nigrum |
| Prickly sida | Sida spinosa |
| (Teaweed) | |
| Ragweed, common | Ambrosia artemisifolia |
| Spurge, annual | Euphorbia maculata |
| Smartweed; pennsylvania | Polygonum pensylvanicum |
| Stinkgrass | Eragrostis cilianensis |
| Velvetleaf | Abutilon theophrasti |
| (Buttonweed) | |

FLUTRIX 4 EC ATT/CAPAROL TANK-MIX
(see Cotton section for instructions)

In cotton:

- | | |
|----------------------|-------------------------|
| Smartweed | Polygonum pensylvanicum |
| Prickly sida | Sida spinosa |
| (Teaweed) | |
| Annual morning glory | Convolvulus |
| Ragweed, common | Ambrosia artemisifolia |
| Groundcherry, annual | |
| Mustard, wild | Brassica kaber |
| Malva | |
| Wild oat | Avena fatua |

The tank mix also controls shallow germinating seedlings of Cocklebur and Coffeeweed.

FLUTRIX 4 EC ATT/COTORAN TANK-MIX OR OVERLAY
(see Cotton section for instructions)

In cotton:

Buttonweed	Abutilon theophrasti
Cocklebur	Xanthium strumarium
Goathead	
Groundcherry, annual	
Jimsonweed	Datura stramonium
Morning glory, annual	Convolvulus
Prickly sida	Sida spinosa
Ragweed	Ambrosia artemisifolia
Ryegrass	Lolium
Sesbania	Sesbania
Sicklepod	Cassia obtusifolia
Smartweed	Polygonum pennsylvanicum
Tumbleweed	Amaranthus albus

R

FLUTRIX 4 EC ATT PREPLANT FOLLOWED BY KARMEX OVERLAY
(see Cotton section for instructions)

In cotton:

Dogfennel	Eupatorium capillifolium
Groundcherry, annual	
Morning glory, annual	Convolvulus
Pennycress	Thlaspi sp.
Ragweed	Ambrosia artemisifolia
Shepherdspurse	Capsella bursa pastoris
Velvetgrass	Hulcus lanatus
Wild lettuce	Lactuca sp.
Wild mustard	Brassica kaber

R

FLUTRIX 4 EC ATT/VERNAM TANK-MIX
(see Soybean and Peanut sections for instructions)

In soybean and peanut:

Morning glory, annual	Convolvulus
Coffeeweed	Sesbania exaltata
Purple nutsedge	Cyperus rotundus
Yellow nutsedge	Cyperus esculentus
Velvetleaf	Abutilon theophrasti

FLUTRIX 4 EC ATT/VADEXRTANK-MIX
(see Peas and Wheat sections for instructions)

In peas and spring wheat:

Wild oat	Avena fatua
----------	-------------

SOIL PREPARATION

A good soil preparation is essential for best results: destroy existing weeds before herbicide application. Chop and thoroughly mix crop residues into the soil to a depth of at least 4 to 6 inches by deep plowing or discing before application. Use machinery that breaks up large clods.

SOIL TEXTURE

Before application, determine soil texture in order to apply the correct rate. Rates given in this booklet refer to the following soil texture groups:

Coarse soils: sand, loamy sand, sandy loam

Medium soils: loam, silty clay loam, silt loam, silt, sandy clay loam

Fine soils: clay, clay loam, silty clay loam, silty clay, sandy clay, sandy clay loam

Silty clay loam and sandy clay loam soils are transitional soils and may be classified as either medium or fine textured soils. If silty clay loam or sandy clay loam soils are predominantly sand or silt, they are usually classified as medium textured soils. If they are predominantly clay, they are usually classified as fine textured soils.

APPLICATION DIRECTIONS

FLUTRIX 4 EC ATT is an emulsifiable concentrate which must be mixed with water and applied as a spray before or in the same operation as soil incorporation.

GROUND APPLICATION

Apply in 5 to 40 gallons of water/acre (broadcast basis) using any properly calibrated low-pressure sprayer that will uniformly apply the spray. Pour the recommended amount of product into the

spray tank during the filling operation and mix thoroughly before spraying. As the amount of water decreases, the importance of accurate calibration and uniform application increases. Check the sprayer daily.

Do not apply the herbicide to soils which are wet or in poor condition or to soils which are subject to prolonged periods of flooding.

AERIAL APPLICATION

For best results apply to a dry soil surface at a spray volume of from 5 to 10 gallons/acre. Adjust pump pressure, nozzle arrangements, flying speed and height to provide uniform application. Use markers or flagmen to assure proper application spray widths.

Do not apply when the wind is blowing at a velocity of 5 mph or greater.

INCORPORATION

Before planting.

For best results the herbicide must be incorporated within 24 hours after application. A second incorporation is required at any time prior to planting using the equipment in a different direction from the first. Incorporation should place the product into the top 2 or 3 inches of the final seedbed.

Variable weed control may result from delayed incorporation if the herbicide is applied to a wet, warm soil surface or if the wind velocity is 10 mph or higher.

After planting.

When incorporating after planting (check crops approved for incorporation after planting), use P.T.O.-driven equipment or Rolling cultivators and adjust to till the soil over the seed or throw treated soil toward the crop. Avoid disturbing the seed or mechanically damaging the crop.

In bedded culture.

For effective weed control in bedded culture the product should be incorporated in to the top 2 to 3 inches of the final seedbed. Knock off beds to planting height before application and

incorporation on bedded ground. Avoid removal of treated soil from the seedbed before or during the planting operation. This will expose untreated soil and allow weeds to germinate in the drill row.

Equipment.

For incorporation use machinery which pulverizes large clods and mix the herbicide thoroughly with the soil. Thorough incorporation may be achieved with the following: Disc, set to cut 4 to 6 inches deep and operated in two different directions at 4 to 6 mph; Field Cultivator, set to cut 3 to 4 inches deep and operated at 5 mph or more; Rolling Cultivator, set to cut 2 to 4 inches deep and operated two times at 6 to 8 mph (adequate for use on coarse or medium textured soils only); Bed Conditioner, set to cut 2 to 4 inches deep and operated one time at 4 to 6 mph (adequate for use on coarse and medium textured soils only); Mulch Treader and other similar disc-type implements, set to cut 3 to 4 inches deep and operated at 5 to 8 mph in two different directions; P.T.O.-driven equipment (tillers, cultivators, hoes), set to cut 2 to 3 inches deep with rotors spaced to provide a clean sweep of the soil and operated one time (they should not be operated at a speed greater than 4 mph).

APPLICATION WITH LIQUID FERTILIZERS

FLUTRIX 4 EC ATT may be mixed with most liquid fertilizers. The mixture has provided weed and grass control equal to the same rates of FLUTRIX 4 EC ATT applied in water.

All individual state regulations relating to fluid liquid fertilizer mixing, registration, labeling and application are the responsibility of the individual and/or company selling the fertilizer and chemical mixture.

FLUTRIX 4 EC ATT alone or in tank-mixture may not combine properly with some fluid fertilizer material. Therefore, it is necessary to determine whether a compatibility agent is needed and which agent works properly, testing small quantities before full-scale mixing.

1. Put 1 pt. of fertilizer mixture in a quart jar.
2. Add 1 to 4 teaspoonfuls of the formulation which must be mixed to the liquid fertilizer (depending on the recommended rate/acre).
3. Close jar and agitate until the materials are dispersed evenly in the fertilizer. If the materials do not disperse well, slurry the chemicals in water before adding to the fertilizer.

4. Add 3 to 4 teaspoonfuls of FLUTRIX 4 EC ATT to the jar and shake well.
5. Watch the mixture for about 10 minutes. If the mixture does not separate, or if agitation is only required to resuspend, the combination may be used. If the mixture separates, gets very thick or syrupy, DO NOT combine for field application. A compatibility agent is needed.
6. Mixing ability may be improved by adding a compatibility agent. Follow the procedure outlined above and add 0.1 teaspoonful of the compatibility agent in step 2. Complete the other steps to determine if the compatibility agent solves the problem.

The use of compatibility agents is especially important when tank mixing emulsifiable concentrates with dry flowables, wettable powders, aqueous suspensions, flowables, liquids or solutions in liquid fertilizers.

If a compatibility agent is needed, add it to the fluid fertilizer before adding the FLUTRIX 4 EC ATT alone or in mixture.

Any one of the compatibility agents listed below is helpful in causing liquid concentrates to form non-oiling mixtures with liquid fertilizers. These compatibility agents can be used at rates as low as 1 1/2 to 2 pints per ton of liquid fertilizer and should be mixed well with the fertilizer before adding the liquid concentrate. Read the label on the compatibility agent and follow the directions.

1. Sponto 168D (Witco Chemicals Co., Chicago, IL)
2. Compat (Farm Chemicals, Inc., Aberdeen, NC)
3. Unite (Hopkins Ag Chemical, Madison, WI)
4. T-Mulz 734-2 (Thompson-Hayward Chemical Co.)
5. Rigo Compatibility Agent (Rigo Company, Buckner, KY)
6. Amoco Spray Mate (Amoco Oil Co., Chicago, IL)
7. Kem-Link (Universal Coop, Minneapolis, MN)

All of the above are phosphate, ester-type surfactants designed to be used with liquid fertilizers. They usually do not work as compatibility agents in tank mixtures in plain water.

Follow normal application procedures to apply and incorporate.

APPLICATION WITH DRY BULK FERTILIZERS

Dry bulk fertilizers may be impregnated or coated with FLUTRIX 4 EC ATT. Application of dry bulk fertilizers impregnated with FLUTRIX 4 EC ATT has provided weed and grass control equal to the same rates of FLUTRIX 4 EC ATT applied in water.

All FLUTRIX 4 EC ATT label recommendations regarding rates/acre, approved crops, incorporation, special instructions, cautions and special precautions must be followed. All individual state regulations relating to dry bulk fertilizer blending, registration, labeling and application are the responsibility of the individual and/or company selling the fertilizer and chemical mixture.

Limitations.

Apply a minimum of 200 pounds/acre of dry fertilizer impregnated with FLUTRIX 4 EC ATT at the recommended rates. Any commonly used dry fertilizer can be used for FLUTRIX 4 EC ATT impregnation except coated ammonium nitrate and straight limestone. These materials will not absorb the herbicide. Blends containing mixtures of these materials can be impregnated.

Impregnation.

Use any closed drum, belt, ribbon or other commonly used dry bulk fertilizer blender. Provide uniform spray coverage of FLUTRIX 4 EC ATT on to the fertilizer.

Rates.

Check the crop section to determine the rate of FLUTRIX 4 EC ATT /acre. See the rate table which follows to determine amount of FLUTRIX 4 EC ATT to be impregnated on a ton of dry bulk fertilizer based on the amount of fertilizer which will be applied/acre.

Application.

Spread the fertilizer/chemical mixture normally with a properly calibrated applicator. Be certain the material is applied uniformly to the soil surface.

Incorporation.

Follow normal incorporation procedures.

Rate Chart for Impregnating Fertilizer with FLUTRIX 4 EC ATT
(FLUTRIX 4 EC ATT added to a ton of fertilizer)

Fertilizer Rate Per Acre	1 pint	1½ pints	2 pints	3 pints	4 pints
200 pounds	5 qts./ton	7½ qts./ton	10 qts./ton	15 qts./ton	20 qts./ton
250 pounds	4 qts./ton	6 qts./ton	8 qts./ton	12 qts./ton	16 qts./ton
300 pounds	3½ qts./ton	5 qts./ton	6½ qts./ton	10 qts./ton	13½ qts./ton
350 pounds	2¾ qts./ton	4¼ qts./ton	5¾ qts./ton	8½ qts./ton	11½ qts./ton
400 pounds	2½ qts./ton	3¾ qts./ton	5 qts./ton	7½ qts./ton	10 qts./ton
450 pounds	2¼ qts./ton	3½ qts./ton	4½ qts./ton	6¾ qts./ton	9 qts./ton

For rates other than those listed above, use the following formula to calculate the amount of FLUTRIX 4 EC ATT to be impregnated on a ton of dry bulk fertilizer:

$$\frac{\text{Pints of FLUTRIX 4 EC ATT per acre} \times 1000}{\text{lbs. of Fertilizer/acre}} = \text{Quarts FLUTRIX 4 EC ATT/Ton of Fertilizer}$$

DIRECTIONS FOR USE

Where applicable, rates are given for Eastern United States and Western United States. The dividing line between Eastern and Western States is the point where the average rainfall/year is a minimum of 20 to 25 inches.

Rates are given for broadcast application; for band application use proportional amount of product.

ALFAFA (Established)

Use restricted to Western US only.

Apply to established alfalfa stands at a broadcast rate/acre of 1 1/2 pt. on coarse soil and 2 pts. on medium and fine soils. Use incorporation equipment that will ensure thorough soil mixing with a minimum of damage to the established alfalfa.

BEANS

DRY BEANS - CASTOR BEANS

Apply and incorporate before planting at the following:

Soil Texture	<u>Broadcast rate/acre</u>	
	Eastern US	Western US
Coarse	1 pt.	1 pt.
Medium	1 1/2 pts.	1 1/4-1 1/2 pts.
Fine	2 pts.	1 1/2 pts.
2 to 5% organic matter	1 1/2-2 pts.	1 1/2 -2 pts.
5.1 to 10% organic matter	2 pts.	2 pts. ✓

Fall application.

For dry beans grown in Idaho, Oregon, Washington only, apply any time between October 15 and December 31 at a broadcast rate/acre of 1 pt. on coarse soil, 1 1/4 - 1 1/2 pts. on medium soil, 1 1/2 pts. on fine soil.

R

FLUTRIX 4 EC ATT/EPTAM TANK-MIX

FOR DRY BEANS

Apply from two days before planting (up to planting in the Eastern US) at the following:

Soil Texture	<u>Broadcast rate/acre</u>		
	<u>FLUTRIX 4 EC ATT</u>		<u>EPTAM 7E</u>
	Eastern US	Western US	
Coarse	1 pt.	1 pt.	2 1/2-3 1/2 pts.
Medium	1 1/2 pts.	1 1/4-1 1/2 pts.	2 1/2-3 1/2 pts.
Fine	2 pts.	1 1/2 pts.	2 1/2-3 1/2 pts.
2 to 5% organic matter	2 pts.	2 pts.	2 1/2-3 1/2 pts. ✓

Precautions: This combination should not be used on soybeans, black-eyed peas (beans), lima beans and other flatpodded beans except Romano. Do not use the foliage from a crop treated with this tank-mix for feed or for grazing.

Observe all directions, precautions and limitations on both products' labeling.

GUAR BEANS - MUNGBEANS

Apply and incorporate before planting at a broadcast rate/acre of 1 pt. on coarse soil, 1 1/2 pts. on medium and fine soils.

LIMA BEANS - SNAP BEANS

Apply and incorporate before planting at a broadcast rate/acre of 1 pt. on coarse and medium soils and 1 1/2 pts. on fine soils.

CARROTS

Apply and incorporate before planting at the following:

	<u>Broadcast rate/acre</u>	
Soil texture	Eastern US	Western US
Coarse	1 pt.	1 pt.
Medium	1 1/2 pts.	1 1/4-1 1/2 pts.
Fine	2 pts.	1 1/2 pts.
2 to 5% organic matter	1 1/2-2pts.	1 1/2-2 pts.
5.1 to 10% organic matter	2 pts.	2 pts.

CELERY

Both direct-seeded and transplant, apply and incorporate before planting or transplanting at the following:

Broadcast rate/acre

Soil texture	Western US only
Coarse	1 pt.
Medium	1 1/4 - 1 1/2 pts.
Fine	1 1/2 pts.
2 to 5% organic matter	1 1/2 - 2 pts.
5.1 to 10% organic matter	2 pts.

COLE CROPS
BROCCOLI - BRUSSELS SPROUT - CABBAGE - CAULIFLOWER

For transplants, apply and incorporate before transplanting at the following:

Broadcast rate/acre

Soil texture	Eastern US	Western US
Coarse	1 pt.	1 pt.
Medium	1 1/2 pts.	1 1/4-1 1/2 pts.
Fine	2 pts.	1 1/2 pts.
2 to 5% organic matter	1 1/2 pts.	1 1/2-2 pts.
5.1 to 10% organic matter	2 pts.	2 pts.

For direct-seeded, apply and incorporate before planting at the following:

Broadcast rate/acre

Soil texture	Eastern US	Western US
Coarse	1 pt.	1 pt.
Medium	1 pt.	1 pt.
Fine	1 1/2 pts.	1 pt.
2 to 5% organic matter	1 1/2 pts.	-
5.1 to 10% organic matter	-	1 1/2 pts.

Direct-seeded cole crops have exhibited marginal tolerance to recommended rates. Stunting or reduced stands may occur.

COTTON

Pre-emergence application.

Apply and incorporate before planting, at planting or immediately after planting at the following:

Broadcast rate/acre

Soil texture	Eastern US	Western US
Coarse	1 pt.	1 pt.
Medium	1 1/2 pts.	1 1/4-1 1/2 pts.
Fine	2 pts.	1 1/2 pts.
2 to 5% organic matter	1 1/2 pts.	1 1/2-2 pts.
5.1 to 10% organic matter	2-2 1/2 pts.	2 pts.

When incorporating after planting care must be taken not to disturb the seed.

Post-emergence application.

Apply any time up to layby but not less than 90 days before harvest. Direct layby applications to the soil between the rows and beneath emerged cotton plants. Use the same rates as for pre-emergence application.

Fall application.

Any time from October 15 to December 31.

- In Alabama, Arkansas, Northern Florida, Georgia, Louisiana, Mississippi, SE Missouri bootheel, New Mexico, North Carolina, Oklahoma, South Carolina, Tennessee, Texas: apply and incorporate at a broadcast rate/acre of 2 pts. on coarse and medium soils and 1 1/2 pts. on fine soil.

- In Arizona, California, Nevada, apply and incorporate at a broadcast rate/acre of 1 1/2 pts. on coarse soil, 2 pts. on medium soil, 2 1/2 pts. on fine soil.
- In states other than those listed above, apply and incorporate at a broadcast rate/acre of 1 pt. on coarse soil, 1 1/2 pts. on medium soil, 2 pts. on fine soil, 1 1/2 pts. on soils with 2 to 5% organic matter, 2 to 2 1/2 pts. on soils with 5.1 to 10% organic matter.

Special Applications.

- For the control of Fall Panicum in the states of Alabama, Florida, Georgia, North and South Carolina, and Virginia, apply and incorporate at a broadcast rate/acre of 2 pts. on both coarse and medium soils.
- For the control of Rhizome Johnsongrass in all cotton producing states except Arizona and California, apply a double-rate FLUTRIX 4 EC ATT program for 2 years in a row. Applications can be made in spring, any time before planting for two years in a row or between October 15 and December 31 for two two years in a row at a broadcast rate/acre of 2 pts. on coarse soil, 3 pts. on medium soil and 4 pts. on fine soil. Proper preparation of the soil before application and deep incorporation is essential for best results. Some Johnsongrass plants may escape: timely cultivation during the crop season is necessary. In the season following a double-rate treatment, plant only rice and those crops for which FLUTRIX 4 EC ATT can be applied as a pre-plant treatment or injury may result.
- For the control of Pigweed and seedling Johnsongrass in Alabama, Arkansas, Florida, Georgia, Louisiana, Mississippi, SE Missouri, North and South Carolina, Tennessee and Southern Virginia, apply FLUTRIX 4 EC ATT, pre-plant, at a broadcast rate/acre of 1-1 1/2 pts. on coarse soil, 1 1/2-2 pts. on medium soil, 2 pts. on fine soil (3 pts. in Louisiana).
- For a more complete control of all listed grasses and weeds in counties along the Texas Gulf Coast (limited to Brazoria, Calhoun, Chambers, Fort Bend, Galveston, Harris, Jackson, Jefferson, Liberty, Matagorda, Orange, Victoria, Waller, and Wharton), apply up to 2 weeks before planting at a broadcast rate/acre of 1 1/2 pts. on coarse soil, 2 pts. on medium soil, 3 pts. on fine soil.

Precautions: cotton should be planted after early season adverse weather conditions have passed especially when using higher rate programs.

FLUTRIX 4 EC ATT/CAPAROLR TANK-MIX

For cotton grown in California, Arizona, New Mexico and Texas, apply to the flat soil surface before discing at the following:

Broadcast rate/acre

Soil texture	FLUTRIX 4 EC ATT	CAPAROL 80 W
Coarse	1 pt.	2 lbs.*
Medium	1 1/2 pts.	2 1/2 lbs.
Fine	2 pts.	2 1/2 lbs.

*Do not use on sand and loamy sand soils.

For band applications, the user should use proportionally less.

Carefully follow the procedures on the Caparol label for making a slurry and adding it to a partially filled tank of water. After the Caparol is well mixed add the FLUTRIX 4 EC ATT and agitate continuously.

Precautions: do not use this tank-mix in the cut areas of newly leveled fields, in areas of excess salt and where flooding over the beds is likely to happen.

Crop rotation:

- Cabbage, okra, onion, peas may be planted in the fall after a spring application of the mixture.
- Winter barley, winter rye and winter wheat can be planted in the fall also if they are plowed down and not used for food or feed.

Observe all directions, precautions and limitations on both products' labeling.

R

FLUTRIX 4 EC ATT/COTORAN TANK-MIX

Except in Arizona and California.

Apply and incorporate at the following:

Broadcast rate/acre

Soil texture	FLUTRIX 4 EC ATT	COTORAN 80W
Coarse	1 pt.	1 1/4 lbs.
Medium	1 1/2 pts.	2 lbs.
Fine	2 pts.	2 1/2 lbs.

Use 15-40 gallons of clean water/acre.

Carefully follow the procedures on the Cotoran label for making a slurry and adding it to a partially filled tank of water. After the Cotoran is well mixed add the FLUTRIX 4 EC ATT and agitate continuously.

Precautions: do not plant crops other than cotton on the treated land within 6 months after application of this tank-mix. Do not feed foliage from treated cotton plant or gin trash to livestock. Do not mix with liquid fertilizers.

- In West Texas do not use on sandy, loamy sand or fine sandy loam soils. Do not use on cotton planted in furrows.
- In Arkansas, Louisiana, Mississippi, use 1 lb. of Cotoran in tank-mix with FLUTRIX 4 EC ATT on sandy loam soils low in organic matter.
- In New Mexico, do not plant treated land with crops other than cotton until one year after the last application. Do not use on sandy loam soils with less than 1 percent organic matter.

Observe all directions, precautions and limitations on both products' labeling.

COTORAN OVERLAY: apply FLUTRIX 4 EC ATT as recommended and then Cotoran as a pre-emergence surface treatment at 1 1/4 to 2 1/2 lbs./acre. On light soil and sandy soils low in organic matter, use the lower rate. Refer to Cotoran label for cautions, precautions and instructions.

FLUTRIX 4 EC ATT PREPLANT FOLLOWED BY KARMEX OVERLAY

For cotton grown east of the Mississippi River, Arkansas, SE Missouri, Louisiana, Eastern Texas, apply and incorporate FLUTRIX 4 EC ATT before planting at usual rates then make a pre-emergence application of Karmex 80W at 0.6 to 1.5 lbs. per broadcast acre.

Precautions: do not use Karmex on sandy or low organic soils. Do not allow grazing on cotton treated with Karmex.

Refer to Karmex 80W label for additional instructions, cautions, and precautions.

CUCURBITS
CANTALOUPE - CUCUMBERS - WATERMELONS

Use restricted to Western US including Texas.

Apply in post-plant emergence at the following:

Broadcast rate/acre

Soil texture	Texas only	Western US
Coarse	1 pt.	1 pt.
Medium	1 1/4-1 1/2 pts.	1 1/4-1 1/2 pts.
Fine	1 1/2 pts.	1 1/2 pts.
2 to 5% organic matter	1 1/2 - 2 pts.	1 1/2-2 pts.
5.1 to 10% organic matter	2 pts.	2 pts.

Apply as directed spray to the soil between the rows and beneath the plants which are in the 3 to 4 true-leaf stage. Care should be taken that incorporation machinery does not damage the plants.

GREENS
TURNIPGREENS (for processing) - KALE - MUSTARD GREENS

Apply and incorporate before planting at a broadcast rate/acre of 1 pt. on coarse and medium soils, 1 1/2 pts. on fine soil.

HOPS

Use restricted to Western US only.

Apply and incorporate while the crop is dormant at a broadcast rate/acre of 1 pt. on coarse soil, 1 1/4 - 1 1/2 pts. on medium soil, 1 1/2 pts. on fine soil and soils with 2 to 10% organic matter.

MINT

Established Peppermint and Spearmint.
Use restricted to Oregon, Washington, Idaho.
Apply at a rate of 1 pt. on coarse soil, 1 1/4 pts. on medium soil and 1 1/2 pts. on fine soil during the dormant period.
Use incorporation equipment that will insure thorough soil mixing with a minimum of damage to the established dormant mint.

OKRA

Apply and incorporate before planting at the following:

Broadcast rate/acre

Soil texture	Eastern US	Western US
Coarse	1 pt.	1 pt.
Medium	1 1/2 pts.	1 1/4 - 1 1/2 pts.
Fine	2 pts.	1 1/2 pts.
2 to 5% organic matter	1 1/2 - 2 pts.	1 1/2 - 2 pts.
5.1 to 10% organic matter	2 pts.	2 pts.

PEANUTS

Spanish peanuts grown in Texas and Oklahoma only.

Apply and incorporate before planting, at planting or immediately after planting at a broadcast rate/acre of 1 pt. on coarse soil. Care should be taken not to disturb the seed when incorporating after planting.

FLUTRIX 4 EC ATT/VERNAM^R TANK-MIX

Apply up to 10 days prior to planting, incorporate immediately after application at a broadcast rate/acre of 1 pt of FLUTRIX 4 EC ATT and 2 1/3 pts. of Vernam 7E.

Observe all directions, precautions and limitations on both products' labeling.

PEAS

ENGLISH PEAS - DRY PEAS

Apply and incorporate before planting at a broadcast rate/acre of 1 pt. on coarse and medium soils and 1 1/2 pts. on fine soil.

Fall application

-For dry and English peas grown in Idaho, Oregon and Washington only, apply and incorporate any time between October 15 and December 31 at a broadcast rate/acre of 1 pt. on coarse soil, 1 1/4 - 1 1/2 pts. on medium soil and 1 1/2 pts. on fine soil. Do not apply in the fall to soils which are wet or are subject to prolonged periods of flooding.

FLUTRIX 4 EC ATT / AVADEX BW TANK-MIX

For peas grown in Idaho, Oregon and Washington only, apply and incorporate up to 3 weeks before planting at the following:

Soil texture	<u>Broadcast rate/acre</u>	
	FLUTRIX 4 EC ATT	AVADEX BW ✓
Coarse	3/4 pts.	1 1/4 qts.
Medium	3/4 pts.	1 1/4 qts.
Fine	1 pt.	1 1/4 qts.

Precautions: do not apply to lentils. Do not use foliage from peas treated for feed or forage. Do not graze livestock on treated crops.

Observe all directions, precautions and limitations on both products' labeling.

SOUTHERN PEAS

Apply and incorporate before planting at the following:

	<u>Broadcast rate/acre</u>	
Soil texture	Eastern US	Western US
Coarse	1 pt.	1 pt.
Medium	1 1/2 pts.	1 1/4-1 1/2 pts.
Fine	2 pts.	1 1/2 pts.
2 to 5% organic matter	1 1/2-2 pts.	1 1/2-2 pts.
5.1 to 10% organic matter	2 pts.	2 pts.

PEPPERS

Apply and incorporate before transplanting at the following:

	<u>Broadcast rate/acre</u>	
Soil Texture	Eastern US	Western US
Coarse	1 pt.	1 pt.
Medium	1 1/2 pts.	1 1/4-1 1/2 pts.
Fine	2 pts.	1 1/2 pts.
2 to 5% organic matter	1 1/2 pts.	1 1/2-2 pts.
5.1 to 10% organic matter	2 pts.	2 pts.

Do not apply after transplanting.

POTATOES

Not recommended for use in the state of Maine.

Apply after planting, before emergence or immediately following dragoff or after the potato plants have fully emerged at the following:

Broadcast rate/acre

Soil texture	Eastern US	Western US
Coarse	1 pt.	1 pt.
Medium	1 1/2 pts.	1 1/4-1 1/2 pts.
Fine	2 pts.	1 1/2 pts.
2 to 5% organic matter	1 1/2 pts.	1 1/2-2 pts.
5.1 to 10% organic matter	2 pts.	2 pts.

Care should be taken so that incorporation machinery does not damage potato seed pieces or elongating sprouts. Set incorporation equipment so that bed and furrow will be uniformly covered by the product.

If the layer of FLUTRIX 4 EC ATT treated soil is not uniform, potato emergence may be retarded and stem brittleness can occur. When applying and incorporating after potato plants have fully emerged, do not completely cover the foliage with treated soil.

Split application in Idaho, Oregon, Washington.

On all soils apply and incorporate 3/4 pt. before planting and 3/4 pt. after planting when potato plants have fully emerged.

Precautions: do not apply to soil containing 2% or more organic matter.

FLUTRIX 4 EC ATT/EPTAM TANK-MIX

- For potatoes grown in Kansas, Minnesota, Nebraska, North Dakota, Oklahoma, South Dakota, Texas, apply after planting, but prior to crop emergence. In areas where potatoes are normally dragged off the mixture should be applied and incorporated up to or immediately following drag off.

Broadcast rate/acre

Soil texture	FLUTRIX 4 EC ATT		EPTAM 7E
	Eastern US	Western US	
Coarse	1 pt.	1 pt.	1 3/4-7 pts.*
Medium	1-1/2pts.	1-1 1/2 pts.	1 3/4-7 pts.*
Fine	1-2 pts.	1-1 1/2pts.	1 3/4-7 pts.*
2 to 5% organic matter	1 1/2 pts.	1 1/2 pts.	1 3/4-7 pts.*
5.1 to 10% organic matter	2 pts.	2 pts.	1 3/4-7 pts.*

* Use higher rates for nutsedge control.

Precautions: do not graze or feed forage to livestock from fields treated with this mixture.

-For potatoes grown in Washington, Idaho, Oregon, apply and incorporate before planting at a broadcast rate of 3/4 pts. of FLUTRIX 4 EC ATT/acre and 3 1/2 pts. of EPTAM 7E/acre on all soils.

Precautions: do not use this tank-mixture both before and after planting in the same season. Do not use foliage from treated crops for feed or forage.

Observe all directions, precautions and limitations on both products' labeling.

SAFFLOWER

Apply and incorporate in the spring before planting or in the fall between October 15 and December 31 at the following:

Broadcast rate/acre

Soil texture	Eastern US	Western US
Coarse	1 pt.	1 pt.
Medium	1 1/2 pts.	1 1/4-1 1/2 pts.
Fine	2 pts.	1 1/2 pts.
2 to 5% organic matter	1 1/2 pts.	1 1/2 pts.
5.1 to 10% organic matter	2-2 1/2 pts.	2-2 1/2 pts.

Fall application

For safflower grown in Arizona, California, Idaho, Montana, Nevada, Oregon, Utah, Washington, Wyoming: apply and incorporate anytime between October 15 and December 31 at a broadcast rate/acre of 1 1/2 pts. on coarse soil, 2 pts. on medium soil, 2 1/2 pts. on fine soil.

Precautions: do not apply in the fall to soils which are wet or are subject to prolonged periods of flooding.

SOYBEAN

Apply and incorporate before planting at the following:

Broadcast rate/acre

Soil texture	Eastern US	Western US
Coarse	1 pt.	1 pt.
Medium	1 1/2 pts.	1 1/4-1 1/2 pts.
Fine	2 pts.	1 1/2 pts.
2 to 5% organic matter	1 1/2 pts.	1 1/2-2 pts.
5.1 to 10% organic matter	2-2 1/2 pts.*	2 pts.

* except charcoal soils in Arkansas, Louisiana, Mississippi (see below)

Charcoal soils in Arkansas, Louisiana, Mississippi.

Newly cleared land often contains high organic matter (4 to 10%) and charcoal which results from burning debris. This tends to bind FLUTRIX 4 EC ATT reducing its weed control activity. Higher product rates are therefore necessary, but increased rates can cause crop injury if charcoal or organic matter is not present. Apply and incorporate at a broadcast rate/acre of 1 1/2 -2 1/2 pts. on coarse soil, 2 1/2 pts. on medium soil, 3 pts. on fine soil.

Fall application

Apply anytime between October 15 and December 31.

- In Alabama, Arkansas, Northern Florida, Georgia, Louisiana, Mississippi, SE Missouri Bootheel, North Carolina, Oklahoma, South Carolina, Tennessee, Texas: apply and incorporate at a broadcast rate/acre of 2 pts. on coarse and medium soils and 2 1/2 pts. on fine soil.

- In Eastern United States other than those listed above: apply and incorporate at a broadcast rate/acre of 1 pt. on coarse soil, 1 1/2 pts. on medium soil and 2 pts. on fine soil, 1 1/2 pts. on coarse soil with 2 to 5% organic matter, 2 to 2 1/2 pts. on soils with 5.1 to 10% organic matter.

Precautions: do not apply to soils which are wet or subject to prolonged periods of flooding or where rice was grown the previous year.

Special applications

- For the control of Fall Panicum in Alabama, Florida, Georgia, North and South Carolina, Virginia: apply at a broadcast rate/acre of 2 pts. on both coarse and medium soils.
- For more complete control of Pigweed and seedling Johnson-grass in Alabama, Arkansas, Florida, Georgia, Louisiana, Mississippi, SE Missouri, North and South Carolina, Tennessee, S. Virginia: apply at a broadcast rate/acre of 1-1 1/2 pts. on coarse soil, 1 1/2 -2 pts. on medium soil, 2 pts. on fine soil (3 pts. in the State of Louisiana).
- For more complete weed control in the Texas Gulf Coast (limited to the following counties: Brazoria, Calhoun, Chambers, Fort Bend, Galveston, Harris, Jackson, Jefferson, Liberty, Matagorda, Orange, Victoria, Waller, and Wharton): apply up to 2 weeks before planting at a broadcast rate/acre of 1 1/2 pts. on coarse soil, 2 pts. on medium soil, 3 pts. on fine soil.
- For suppression or partial control of Red Rice in Arkansas, Louisiana, Mississippi, Texas: apply as directed at double the normal rate the first year and at the normal rate the second year. Apply and incorporate anytime in the spring before planting at the following:

Broadcast rate/acre

Soil texture	1st Year	2nd Year
Coarse	2 pts.	1 pt.
Medium	3 pts.	1 1/2 pts.
Fine	4 pts.	2 pts.
2 to 5% organic matter	3 pts.	1 1/2 pts.
5.1 to 10% organic matter	4 pts.	2-2 1/2 pts.

If a combination of high organic matter and charcoal are present apply in the second year the rates labeled for charcoal soils in Louisiana, Arkansas and Mississippi (1 1/2 -2 1/2 pts. on coarse soil, 2 1/2 pts. on medium soil, 3 pts. on fine soil).

Crop rotation: plant on y those crops for which FLUTRIX 4 EC ATT has been registered as a preplant treatment.

Precautions: do not plant rice the second year.

- For the control of Rhizome Johnsongrass in Eastern United States and Texas. Applications may be made in Spring or Fall or as a split application. Apply in a row for two consecutive years according to the program that best fits your cultural practices:
 - . as spring application, anytime in spring before planting,
 - . as fall application, between October 15 and December 31,
 - . as split application, directed under both spring and fall applications.

Broadcast rate/acre

Soil texture	Spring or Fall	Split Spring and Fall
Coarse	2 pts.	1 pt.
Medium	3 pts.	1 1/2 pts.
Fine	4 pts.	2 pts.
2 to 5% organic matter	3 pts.	1 1/2 pts.
5.1 to 10% organic matter	4 pts.	2 pts.

Proper preparation of the soil before application and deep incorporation are very important for best results. Some Johnsongrass plants may escape. Timely cultivations during the crop season are necessary.

- For the control of Wild Cane (shattercane). Wild cane can germinate from greater soil depth than most other weed seeds. Several "flushes" or germinating times are common in one season. Commercially acceptable control of Wild Cane can be obtained with the increased rates of FLUTRIX 4 EC ATT.

Land preparation. Work your land to destroy existing grasses and weeds. Thoroughly mix crop residues into the soil to a depth of 4 to 6 inches.

Application. Apply before planting at a broadcast rate/acre of 1 pt. on coarse soil, 2 pts. on medium soil, 2 1/2 pts. on fine soil.

Incorporation. Deep incorporation is essential to good wild cane control. Incorporate thoroughly with a disc only set to cut 4 to 6 inches deep and operate in 2 different directions at 4 to 6 mph.

Cultivation. Cultivations during the crop season will also contribute to control.

Precautions: Plant soybeans after early season adverse weather conditions have passed. Do not plant soybeans deeper than 2 inches. Crop injury in the form of delayed growth may occur under adverse cool, wet weather conditions early in the season when FLUTRIX 4 EC ATT is used according to these recommendations.

FLUTRIX 4 EC ATT/SENCOR OR LEXONE TANK-MIX

- For the control of grasses and weeds controlled by TRIFLUR AT 4 alone plus additional weeds listed for the mixture, apply from two weeks before planting up to planting at the following:

Broadcast rate/acre

Soil Texture	FLUTRIX 4 EC ATT	Sencor 50WP/4
		or Lexone 50WP/4L
Coarse	1 pt.	1/2 lb./pt.
Medium	1 1/2 pts.	3/4 lb./pt.
Fine	2 pts.	1 lb./pt.

Do not use on coarse soils with less than 1% organic matter.

OR

Soil texture	FLUTRIX 4 EC ATT	Sencor (dry flowable)
		or Lexone (dry flowable)
Coarse	1 pt.	1/3 lb.
Medium	1 1/2 pts.	1/2 lb.
Fine	2 pts.	2/3 lb.

Do not use on coarse soils with less than 1% organic matter.

Precautions: do not plant any crop other than soybeans within 4 months after treatment. Over application, uneven application or improper soil incorporation can result in erratic weed control or crop injury. Seedling disease, cold weather, deep planting, excessive moisture, soil pH over 7.5, high salt concentration or drought may weaken crop seedlings and increase possibility of damage from the application of this tank-mix.

For the control of Rhizome Johnsongrass.

Apply up to two weeks before planting for two consecutive years at the following:

Broadcast rate/acre

Soil texture	FLUTRIX 4 EC ATT	Sencor 50WP/4 or Lexone 50WP/4L
		Coarse
Medium	3 pts.	3/4 lb./pt.
Fine	4 pts.	1 lb./pt.

Do not use on coarse soils with less than 1% organic matter.

OR

Soil texture	FLUTRIX 4 EC ATT	Sencor (dry flowable) or Lexone (dry flowable)
		Coarse
Medium	3 pts.	1/2 lb.
Fine	4 pts.	2/3 lb.

Do not use on coarse soils with less than 1% organic matter.

Precautions: do not use the foliage from soybeans for feed or forage.

Observe all directions, precautions, limitations and mixing procedures on both products' labeling.

FLUTRIX 4 EC ATT PREPLANT + SENCOR OR LEXONE OVERLAY

Apply FLUTRIX 4 EC ATT as a preplant incorporated herbicide. As a separate operation make a single application of Sencor or Lexone as either band or broadcast spray during planting or as a separate operation after planting but before soybeans emerge. (Rates are given according to the use of Sencor or Lexone respectively).

Broadcast rate/acre

Soil Texture	FLUTRIX 4 EC ATT	Sencor 50WP/4 or Lexone 50WP/4L
		Postplant/Preemergence
Coarse	1 pt.	3/4-1 or 3/4 lbs./pts.
Medium	1 1/2 pts.	3/4-1 1/2 or 3/4-1 lbs./pts.
Fine	2 pts.	1-1 3/4 or 1 lbs./pts.

Do not apply Sencor to coarse soils (sandy loam and loamy sand) containing less than 2% organic matter.

Do not apply Lexone to sand or soils with less than 1/2% organic matter.

OR

Soil texture	FLUTRIX 4 EC ATT	Sencor (dry flowable) or Lexone (dry flowable)
		Postplant/preemergence
Coarse	1 pt.	1/2-2/3 or 1/2 lb./pt.
Medium	1 1/2 pts.	1/2-1 or 1/2-2/3 lb./pt.
Fine	2 pts.	2/3-1 1/6 or 2/3 lbs./pts.

Do not apply Sencor to coarse soils (sandy loam and loamy sand) containing less than 2% organic matter.

Do not apply Lexone to sand or soils less than 1/2% organic matter.

Precautions: do not use Lexone or Sencor on Tracy, Semmes, Altona, Vansoy or Coker 102 soybeans because these varieties are sensitive to these products. Do not use treated vines for feed or forage. Seed must be planted at least 1 1/2 inches below the soil surface but not more than 2 inches before a Sencor or Lexone application.

Do not apply Sencor or Lexone more than once per season.

Do not replant areas treated with Sencor or Lexone to any crops other than soybean within 4 months after treatment.

Observe all directions, precautions and limitations on all products' labeling.

R

FLUTRIX 4 EC ATT/AMIBEN TANK-MIX OR OVERLAY

Tank-mix: apply as a spring preplant incorporated treatment.

Overlay : apply FLUTRIX 4 EC ATT as a preplant incorporated herbicide and then Amiben 2S broadcast or in a band over the soybean row at planting time.

Broadcast rate/acre

Soil texture	FLUTRIX 4 EC ATT	AMIBEN 2S
Coarse	1 pt.	4-6 qts.
Medium	1 1/2 pts.	4-6 qts.
Fine	2 pts.	4-6 qts.

Use the higher rates of Amiben 2S where you expect heavy populations of smartweed, velvetleaf, ragweed, wild mustard and blacknightshade.

Observe all directions, precautions and limitations on both products' labeling.

R
FLUTRIX 4 EC ATT/VERNAM TANK-MIX

Apply up to 10 days prior to planting at the following:

<u>Broadcast rate/acre</u>		
Soil texture	FLUTRIX 4 EC ATT	VERNAM 7E
Coarse	1 pt.	1 3/4-2 1/3 pts.
Medium	1 1/2 pts.	2 1/3-3pts.*
Fine	2 pts.	3-3 1/2 pts.

*Use higher rates for nutsedge, wild cane and velvetleaf control.

Observe all directions, precautions and limitations on both products' labeling.

SUGAR BEETS

Apply as a broadcast, overtop spray to plants immediately after blocking or thinning when plants are between 2 and 5 inches tall. Exposed beet roots should be covered with soil prior to application to reduce possibilities of girdling. Care should be taken that incorporation machinery does not damage the sugar beets taproot.

<u>Broadcast rate/acre</u>		
Soil texture	Eastern US	Western US
Coarse	1 pt.	1 pt.
Medium	1 1/2 pts.	1 1/4-1 1/2 pts.
Fine	1 1/2 pts.	1 1/2 pts.

Special application.

- Incorporation with a tine-tooth harrow in California, Colorado, Idaho, Kansas, Montana, Nebraska, Oregon, Texas, Utah, Washington, Wyoming.

A properly operated tine-tooth harrow can provide adequate incorporation of the herbicide for effective weed control in sugar beets.

Operate the tine-tooth harrow two times over the field in opposite directions at a speed of 3 to 6 mph and set the harrow to cut 1 to 2 inches deep. Care should be taken to insure that the tine-tooth harrow does not damage the sugar beet taproot.

SUGARCANE

Plant Cane. (in Eastern United States only)

Apply and incorporate twice a year at a broadcast rate/acre of 2 to 4 pts for all soil textures. Make the application in the fall on firmly packed beds immediately after the seed pieces are planted.

Make the application in the spring before or shortly after the cane emerges. Loosen rain-packed beds 2 to 3 inches deep before the spring application. Care should be taken so that incorporation machinery does not damage the seed pieces or emerging shoots.

Plant and Ratoon Cane (grown in Louisiana and Texas only)

Apply and incorporate at a broadcast rate/acre of 2 to 4 pts. for all soil textures. Make application in the spring from before or shortly after the cane emerges up to layby. Make application after the beds have been shaved or false shaved. Loosen rain-packed bed 2 to 3 inches deep before application. Care should be taken so that incorporation machinery does not damage seed pieces or emerging roots.

Post-plant in Hawaii (only for control of most annual grasses including guineagrass).

Apply to the surface after planting (for plant cane) or after harvesting (for ratoon cane) before weeds and cane emerge at a broadcast rate/acre of 6 to 8 pts. for all soil textures. In plant cane the beds should be formed or rolled before application. In ratoon cane, the crop residue should be removed before application. Apply just before anticipated rainfall or sprinkle irrigate immediately after application.

Itchgrass control (in Louisiana only)

Apply and incorporate on either plant or ratoon cane at a broadcast rate/acre of 4 pts. for all soil textures. Apply in the spring from before or shortly after the cane emerges up to layby. Follow directions above for sugarcane layby application in Louisiana and Texas.

 SUNFLOWER

Apply and incorporate in the spring or in the fall between October 15 and December 31 at the following:

Broadcast rate/acre

Soil texture	Eastern US	Western US
Coarse	1 pt.	1 pt.
Medium	1 1/2 pts.	1 1/4-1 1/2 pts.
Fine	2 pts.	1 1/2 pts.
2 to 5% organic matter	1 1/2-2 pts.	1 1/2-2 pts.
5.1 to 10% organic matter	2 pts.	2 pts. ✓

FLUTRIX 4 EC ATT/AMIBEN^R TANK-MIX OR OVERLAY

Tank-mix: apply prior to planting.

Overlay : apply Amiben 2S in band or broadcast over sunflowers at planting in fields where FLUTRIX 4 EC ATT has been incorporated prior to planting.

Broadcast rate/acre

Soil texture	FLUTRIX 4 EC ATT	AMIBEN 2S
Coarse	1 pt.	4 qts.
Medium	1 1/2 pts.	4-6 qts.*
Fine	2 pts.	4-6 qts.* ✓

(*) Use higher rates for best control of Mustard, Common Ragweed or Black Nightshade.

If sufficient rain does not fall within 7 days after a pre-emergence application of Amiben, but there is enough soil moisture, a light cultivation with a rotary hoe or similar tool will uproot these small broadleaf weeds and grasses.

In coarse soil heavy rains may move incorporated Amiben below the weed seed germinating zone; erratic weed control may result.

TOMATOES

For transplant, apply and incorporate before transplanting at the following:

Broadcast rate/acre

Soil texture	Eastern US	Western US
Coarse	1 pt.	1 pt.
Medium	1 1/2 pts.	1 1/4-1 1/2 pts.
Fine	2 pts.	1 1/2 pts.
2 to 5% organic matter	1 1/2 pts. ✓	1 1/2-2 pts.
5.1 to 10% organic matter	2 pts. ✓	2 pts. ✓

For direct-seeded tomatoes, apply and incorporate to soil between the rows and beneath the plants.

TREES AND VINEYARDS

EASTERN US

- For new planting of vineyards, citrus and pecan trees, apply and incorporate before planting at the following:

Broadcast rate/acre

Soil texture

Coarse	1 pt.
Medium	1 1/2 pts.
Fine	2 pts.
2 to 5% organic matter	1 1/2 pts.
5.1 to 10% organic matter	2 pts.

- For non-bearing established plantings of citrus and pecan trees and bearing plantings of grapefruit, lemon, orange, pecan, tangelo, tangerine trees, apply at a broadcast rate/acre of 2 to 4 pts. for all soil textures. Apply as directed spray to soil around the trees and use incorporation methods not injurious to the trees. For continued weed control in citrus area, apply twice a year at an interval of approximately 4 to 6 months.

WESTERN US

- For new plantings of almond, apricot, citrus, nectarine, peach, pecan, walnut trees, apply and incorporate before planting at the following:

Broadcast rate/acre

<u>Soil texture</u>	
Coarse	1 pt.
Medium	1 1/4 - 1 1/2 pts.
Fine	1 1/2 pts.
2 to 5% organic matter	1 - 1 1/2 pts.
5.1 to 10% organic matter	2 pts.

- For new plantings of vineyards, apply before planting at the following:

Broadcast rate/acre

<u>Soil texture</u>	
Coarse	1 - 1 1/2 pts.
Medium	1 1/2 - 3 pts.
Fine	3 - 4 pts.
2 to 10% organic matter	3 - 4 pts.

Do not use more than 2 pts./acre on heat-treated vines.

- For post-plant applications on bearing and non-bearing established plantings of vineyards, almonds, apricot, grapefruit, lemon, nectarine, orange, peach, pecan, plum, prune, tangelo, tangerine and walnut trees, apply at a broadcast rate/acre of 2 to 4 pts for all soil textures. Apply as a directed spray to the soil around the trees or vines and use incorporation methods not injurious to the trees or vines. Do not apply to vineyards within 60 days of harvest. For continued weed control in citrus trees, apply twice a year at an interval of about 4 to 6 months.

In both the Eastern and Western US, if crops are planted between the trees or vines, label directions for those specific crops apply to the area which is interplanted.

Special application

- For Rhizome Johnsongrass control (Western US only). Commercially acceptable control of Rhizome Johnsongrass can be obtained with post-plant applications in bearing and non-bearing established plantings of vineyards, almond, apricot, grapefruit, lemon, nectarine, orange, peach, pecan, tangelo, tangerines, and walnut trees. Work the soil thoroughly to bring the rhizomes nearer the surface. Apply for two years in a row at a broadcast rate/acre of 4 pts. on all soil textures each year. Incorporate thoroughly with a disc set to cut 4 to 6 inches deep and operate 2 times at 4 to 6 mph. Some Johnsongrass plants will escape. Timely cultivations are necessary.

Precautions: do not use the 2 qt. rate on new plantings; do not apply to vineyards within 6 months of harvest; do not interplant orchards or vineyards with other crops; if the FLUTRIX 4 EC ATT treated vineyards and orchards are diverted to other crop uses, plant only those crops for which FLUTRIX 4 EC ATT has been registered as a preplant treatment.

- For Field Bindweed control in vineyards, almond, apricot, grapefruit, lemon, nectarine, orange, peach, pecan, tangelo, tangerine, and walnut trees in California only. Apply in the spring with specially designed spray blade which applies at a soil depth of 4 to 6 inches at a broadcast rate/acre of 4 pts on all soil textures in 40-80 gallons of water/acre. Destroy all weeds and grasses with soil tillage before applying.

Precautions: some soils develop cracks as they dry after rainfall or irrigation and Field Bindweed may emerge. Prevent or eliminate cracks by shallow dishing or other tillage.

WHEAT

WINTER WHEAT grown in Idaho, Montana, Oregon and Washington. Apply any time during a period from 3 weeks up to immediately prior to planting at a broadcast rate/acre of 1 1/2 pts. on coarse and medium soils and 2 pts. on fine soils. Incorporate, with a flexible tine-tooth harrow set to cut 1 to 2 inches deep and operate at 3 to 6 mph, one time within 24 hours after application and a second time, in a different direction, prior to planting.

WINTER WHEAT fallow soil application in Washington and Oregon. Apply any time from May to September prior to the fall planting at a broadcast rate/acre of 1 1/2 pts. on coarse and medium soils and 2 pts. on fine soil. Incorporate, with a flexible tine-tooth harrow set to cut 1 to 2 inches deep and operate at 3 to 6 mph, one time within 24 hours after application and a second time, in a different direction, prior to planting.

SPRING WHEAT, DURUM

Apply as a postplant incorporated treatment, after seeding but before the crop emerges, to control foxtail at a broadcast rate/acre of 1 pt. on coarse and medium soils and 1 1/2 pts. on fine soil.

Incorporate using a flex-tine or diamond harrow operating two times in different directions at 5 mph, 1 to 1 1/2 inches deep.

FLUTRIX 4 EC ATT may be fall applied for foxtail/pigeongrass control in spring wheat, durum and barley planted the following spring. FLUTRIX 4 EC ATT may be applied to ground that has a manageable trash level, has been fallowed or pre-tilled.

Apply any time between October 15 and December 31 at a broadcast rate/acre of 1 pt. on coarse or medium soils and 1 1/2 pts. on fine soil.

For the incorporation use: chisel plow (for the first pass only) operating at 4 to 6 mph, set to cut at 4-5 inches deep; tandem disc, operating at 4 to 6 mph, 3-4 inches deep; field cultivator, operating at 5 mph, 3-4 inches deep.

Precaution: While use of this practice may result in a stand reduction, slight stand reductions do not normally affect yield.

SPECIAL PRECAUTIONS

Applied according to directions and under normal growing conditions FLUTRIX 4 EC ATT will not harm the treated crop. Over application may result in crop injury or a soil residue. Uneven application or improper soil incorporation can result in erratic weed control or crop injury.

Special precautions must be taken:

- In the Western United States (Arizona, Colorado, California, Idaho, Montana, Nevada, New Mexico, Oregon, Utah, Washington and Wyoming): to avoid crop injury do not plant sugarbeets, red beets or spinach for 12 months after FLUTRIX 4 EC ATT application or for 14 months after a fall application of the product.

Do not plant sorghum, corn, oats for 14 months after spring application or for 16 months after fall application. If land has not been irrigated, do not plant any of these crops for 18 months after spring application or for 20 months after fall application.

- In the Western United States (Kansas, Nebraska, North Dakota, Oklahoma, South Dakota and Texas in those areas where at least 25 inches of irrigation or rainfall was used to produce the crop): do not plant sorghum or oats for 12 months after the herbicide application. If less than 25 inches of water was used to produce the crop, do not plant sorghum or oats for 18 months after application. Cool, wet weather conditions during the early stage of growth may increase the possibility of injury to sorghum.
- In the Eastern United States: moldboard plow before planting sugarbeets where spring application was made the previous season.
- In Florida only: do not plant vegetable crops other than those listed in the label within 5 months following the application of FLUTRIX 4 EC ATT.

CONDITION OF SALE

The label instructions and directions for use of this product reflect the opinion of experts based on field use and tests. The directions are believed to be reliable and should be followed carefully. However, it is impossible to eliminate all risks inherently associated with the use of this product. Crop injury, ineffectiveness, or other unintended consequences may result because of such factors as weather conditions, soil composition, type of vegetation, presence of other materials, or the manner of use or application, all of which are beyond the control of I.Pi.Ci..

ALL SUCH RISKS ARE ASSUMED BY THE BUYER.

LIMITED WARRANTY AND DISCLAIMER

I.Pi.Ci. warrants that the material contained herein conforms to the chemical description on the label and is reasonably fit for the use therein described when used in accordance with the directions for use. I.Pi.Ci. makes NO OTHER warranty of any kind with respect to the product.

The warranty does not extend to use of this product contrary to the label instructions, or under abnormal conditions or under conditions not reasonably foreseeable to I.Pi.Ci., and buyer assumes the risk of any such use.

READ THE LABEL BEFORE USING

I.Pi.Ci. expressly disclaims all implied warranties of merchantability or fitness for a particular purpose, and no such warranties shall be implied or inferred.

Neither I.Pi.Ci. nor any seller of this product makes, and their employees and agents are not permitted to make, any representations or warranties, express or implied by law, not specifically set forth herein.

Buyer assumes the risk to persons or property arising from the use or handling of this product, and ACCEPTS THE PRODUCT ON THAT CONDITION.

LIMITATIONS OF LIABILITY AND DAMAGES

The liability of I.Pi.Ci. and any other seller for any loss or injury, whether based on negligence, breach of warranty, strict liability in tort, or any other cause of action, shall be limited to the purchase price of the product. Prompt notice of any claim must be given by the buyer to I.Pi.Ci. within ninety days after the application of the product or ninety days after the first planting, whichever is later. Notification to I.Pi.Ci. should be at this address: Industria Prodotti Chimici, S.p.A. (I.Pi.Ci.) Via F. Beltrami 11, 20026 Novate Milanese, Italy.

I.Pi.Ci. and any other seller of the product shall not be liable, and any and all claims against I.Pi.Ci. and any other seller are waived, for special, indirect, incidental, or consequential damages or expenses of any nature, including, but not limited to, loss of profits or income, and crop or property loss or damage, whether or not based on negligence, breach of warranty, strict liability in tort or any other cause of action.

I.Pi.Ci. OFFERS THIS PRODUCT AND THE BUYER AND USER ACCEPT IT SUBJECT TO THE FOREGOING CONDITIONS OF SALE AND LIMITATIONS OF WARRANTY, LIABILITY AND DAMAGES, WHICH MAY BE VARIED ONLY BY AGREEMENT IN WRITING SIGNED BY A DULY AUTHORIZED REPRESENTATIVE OF I.Pi.Ci.

USES WITH OTHER PRODUCTS (TANK MIXES)

This product is not to be used in combination with any other product except as specifically recommended in writing by I.Pi.Ci., and I.Pi.Ci. (and any other seller) shall have no liability for any loss, damage or injury arising out of its use in any such combination not so specifically recommended. If used in a combination recommended by I.Pi.Ci., the liability of I.Pi.Ci. (and any other seller) shall in no manner extend to any damage, loss or injury not directly caused by the inclusion of the I.Pi.Ci. product in such combination use, and in any event shall be limited to return of the amount of the purchase price of the product.

SENCOR is a registered Trade Mark of Parent Co. of Farbenfabriken Bayer GmbH, Leverkusen.

KARMEX AND LEXONE are registered Trade Marks of E.I. Du Pont de Nemours & Co. Inc.

EPTAM is a registered Trade Mark of Stauffer Chemical Co.

AMIBEN is a registered Trade Mark of Union Carbide Corp.

COTORAN and CAPAROL are registered Trade Marks of Ciba-Geigy Corp.

AVADEX is a registered Trade Mark of Monsanto Co.

VERNAM is a registered Trade Mark of Stauffer Chemical Co.

MANUFACTURED BY:
Industria Prodotti Chimici, S.p.A.
Via F. Beltrami, 11
20026 Novate Milanese
Italy