

33116-3

11/06/2002

1/7



U.S. ENVIRONMENTAL PROTECTION AGENCY
Office of Pesticide Programs
Registration Division (117505C)
401 "M" St., S.W.
Washington, D.C. 20460

EPA Reg
Number

33116-3

Date of Issuance

NOV 6 2002

NOTICE OF PESTICIDE:

Registration

Reregistration

(under FIFRA, as amended)

Term of Issuance: Conditional

Name of Pesticide Product:

Lilly Miller Slug & Snail Spray

Name and Address of Registrant (include ZIP Code):

Central Garden & Pet
DBA Lilly Miller Brands
P.O. Box 2289
Clackamas, OR 97015
Attn: Molly Hickman

Note: Changes in labeling differing in substance from that accepted in connection with this registration must be submitted to and accepted by the Registration Division prior to use of the label in commerce. In any correspondence on this product always refer to the above EPA registration number.

On the basis of information furnished by the registrant, the above named pesticide is hereby registered/reregistered under the Federal Insecticide, Fungicide and Rodenticide Act.

Registration is in no way to be construed as an endorsement or recommendation of this product by the Agency. In order to protect health and the environment, the Administrator, on his motion, may at any time suspend or cancel the registration of a pesticide in accordance with the Act. The acceptance of any name in connection with the registration of a product under this Act is not to be construed as giving the registrant a right to exclusive use of the name or to its use if it has been covered by others.

This product is conditionally registered in accordance with FIFRA sec. 3(c)(7)(A). Once a pesticide is registered, however, it is not regarded as permanently acceptable. Registration does not eliminate the need for continual reassessment of pesticides. If the Agency determines that, at any time, additional data are required to maintain in effect an existing registration, the Agency will require submission of such data under FIFRA section (3)(c)(2)(B).

- 1. Revise the EPA Registration Number to read, "EPA Reg. No. 33116-3"

Signature of Approving Official:

Dani Daniel
Insecticide-Rodenticide Branch
Registration Division (7505C)

Date:

NOV 6 2002

Page Two

33116-3

2. Submit two (2) copies of your final printed labeling before you release the product for shipment.

If these conditions are not complied with, the registration will be subject to cancellation in accordance with FIFRA sec. 6(e). Your release for shipment of the product constitutes acceptance of these conditions.

A stamped copy of the label is enclosed for your records. If you have any questions regarding this notice, please contact me at (703) 305-5409.

Enclosure :

MASTER LABEL

LILLY MILLER®
SLUG & SNAIL SPRAY

Attracts and kills slugs and snails on ornamentals, lawns, and ground cover
Covers up to 1,000 sq. ft.

**ACCEPTED
with COMMENTS
In EPA Letter Dated:
NOV 6 2002**

ACTIVE INGREDIENT:

Metaldehyde (2,4,6,8-tetramethyl-
1,3,5,7-tetraoxocyclo-octane) 10.5%

INERT INGREDIENTS 89.5%

*Under the Federal Insecticide,
Fungicide, and Rodenticide Act,
as amended, for the pesticide
registered under EPA Reg. No.
23116-3*

Keep out of reach of children

This pesticide may be fatal to dogs or other pets if eaten. Keep pets out of treated area. Do not allow pets to play on treated areas until sprays have dried.

CAUTION

See back panel for additional precautionary statements.

NET CONTENTS 1 PT. 8 FL. OZ. (709 ml)

PRECAUTIONARY STATEMENTS

HAZARDS TO HUMANS AND DOMESTIC ANIMALS

CAUTION: Harmful if inhaled or absorbed through skin. Causes eye irritation. Avoid breathing spray mist. Avoid contact with skin, eyes or clothing. Wash thoroughly with soap and water after handling. Remove contaminated clothing and wash before reuse. This pesticide may be fatal to dogs or other pets if eaten. Keep pets out of treated area. Do not allow pets to play on treated areas until sprays have dried.

FIRST AID

Have the product container or label with you when calling a poison control center or doctor, or going for treatment.

If swallowed: Call a poison control center or doctor immediately for treatment advice. Have person sip a glass of water if able to swallow. Do not induce vomiting unless told to do so by a poison control center or doctor. Do not give anything by mouth to an unconscious person.

If on skin or clothing: Take off contaminated clothing. Rinse skin immediately with plenty of water for 15-20 minutes. Call a poison control center or doctor for treatment advice.

If inhaled: Move person to fresh air. If person is not breathing, call 911 or an ambulance, then give artificial respiration, preferably mouth-to-mouth if possible. Call a poison control center or doctor for further treatment advice.

If in eyes: Hold eye open and rinse slowly and gently with water for 15-20 minutes. Remove contact lenses, if present, after the first 5 minutes, then continue rinsing eye. Call a poison control center or doctor for treatment advice.

ENVIRONMENTAL HAZARDS

Do not apply directly to water. Do not contaminate water when disposing of equipment washwaters.

DIRECTIONS FOR USE (Version A)

It is a violation of Federal law to use this product in a manner inconsistent with its labeling. For household use only.

SLUG & SNAIL SPRAY controls slugs and snails in the lawn and garden. Begin applications as early as February and continue with treatments as needed into the fall.

HOW TO USE: SHAKE WELL BEFORE USING.

1. Connect spray nozzle to garden hose. Be sure that valve is in "off" position.
2. Attach dip tube to the spray nozzle.
3. Remove cap and screw bottle onto nozzle. Turn on water.
4. Switch valve to "on" position to start flow of water. Use valve to shut off flow of water at any time.
5. Spray directly over area requiring application evenly and uniformly.

SPRINKLING CAN

Mix 3 ounces (6 tablespoons) **SLUG & SNAIL SPRAY** per gallon of water. Apply to 125 sq. ft. (an area approximately 12 feet by 10 feet).

HOSE-END SPRAYER

Use 3 ounces (6 tablespoons) **SLUG & SNAIL SPRAY** for each gallon of water delivered by your sprayer. Apply one gallon of this mixture to 125 sq. ft. (an area approximately 12 feet by 10 feet).


For complete control, cover entire area. **SLUG & SNAIL SPRAY** should be applied in the evening as slugs feed mostly at night. Re-apply after two weeks or after heavy rain. **DO NOT USE ON VEGETABLE GARDENS.**

DIRECTIONS FOR USE (Version B)

It is a violation of Federal law to use this product in a manner inconsistent with its labeling. For household use only.

Just attach to your garden hose and spray.

What is this product? And what will it do?



SLUG & SNAIL SPRAY stops these pests from devouring your favorite flowers, sliding across your lawn, and covering your driveway or patio. It goes on quickly and easily reaches those hard-to-bait areas under shrubs, in ground covers, on hillsides, and in rock gardens.

This easy-to-use container attaches right to your garden hose, so there's no mixing. Use only what you need, then put it away for next time.

How do I use this product?

When to use: Snails and slugs can be active all through the year, if conditions are right. The damage they cause is most visible as gardens get into full swing in early spring. During hot weather, they are often forced to find protection from the heat, but you will see their damage increase as rains return in the fall. To keep snails and slugs under control for the entire season, spray with SLUG & SNAIL SPRAY every two weeks.

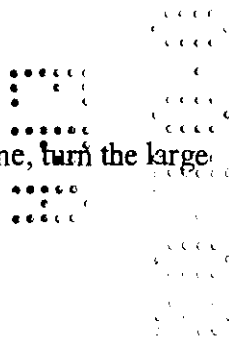
Snails and slugs prefer moist areas during the day and come out of hiding at night. Spray in the evenings, just before dark.

What to do: Slugs hide under pots, fallen leaves, boards, and any other debris left around the yard. Get rid of as many of these hiding places as possible, before you start spraying. In the evening, spray around flowers, shrubs and trees. Mulched beds and bark dust areas are good hiding places for snails and slugs. Be sure to spray these places.

What not to do: Do not spray SLUG & SNAIL SPRAY on vegetables or in the vegetable garden. Do not allow the product to form puddles which may attract pets. Do not let adults, children, or pets onto the area until the spray has dried.

How to use this sprayer:

1. Before you start, the small scalloped knob should have the flat part facing forward. If it is not, push it out from the other side and rotate it to the front. The large knob should be in the OFF position.
2. Shake the container well and attach it to your garden hose.
3. Turn on the water from the faucet.
4. When you are ready to spray, turn the small knob so that the scallop is forward and push it in.
5. Turn the large knob one-quarter turn forward and begin spraying.
6. When you are finished spraying or if you have to stop spraying at any time, turn the large knob back to the OFF position.



- 7. Push the small knob out from the opposite side and turn it so that the flat surface faces forward. This seals the container.
- 8. Turn off the water from the faucet.
- 9. Turn the large knob ON then OFF, to relieve pressure from the hose.
- 10. Unhook the container from the hose and store it carefully.

Captions for illustrations:

- 1. Before you start
- 2. When you are ready to spray
- 3. When you are finished

This product may separate, but this does not affect the way it works. Simply shake well before using.

This whole bottle will cover 1,000 sq. ft. (approx. 50' x 20'). One quarter of the bottle (see markings on the side) will cover 250 sq. ft. (approx. 25' x 10'). Let the spray dry before you let adults, children or pets back onto the area.

What will I see?

SLUG & SNAIL SPRAY does not drop snails and slugs in their tracks. They often crawl away a bit to die, so you will not see mounds of these pests lying about.

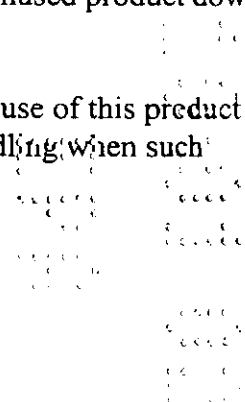
But, you will not see snails and slugs on the patio each evening and you will not hear them crunch or squish underfoot. Your flower seedlings will live to adulthood, and there will be fewer holes in the leaves of all the ornamental plants in your garden.

STORAGE AND DISPOSAL

Storage: Store this product in its original container and keep in a secure area out of reach of children and domestic animals. [For DIRECTIONS FOR USE (Version B): To store partially-used container, reseal the container as directed above.] Disposal: If Empty: Do not reuse this container. Place in trash or offer for recycling if available. If partly filled: Call your local solid waste agency or 1-800-CLEANUP for disposal instructions. Never place unused product down any indoor or outdoor drain.

NOTICE: Seller makes no warranty, expressed or implied, concerning the use of this product other than indicated on the label. Buyer assumes all risk of use and/or handling when such use and/or handling is contrary to label instructions.

LILLY MILLER BRANDS



PO BOX 2289
CLACKAMAS, OR 97015
EPA Reg. No. 33116-
EPA Est. 52251-OR-5
www.lillymiller.com

