



UNITED STATES ENVIRONMENTAL PROTECTION AGENCY  
WASHINGTON, DC 20460

OFFICE OF CHEMICAL SAFETY  
AND POLLUTION PREVENTION

March 3, 2021

Lamplight Farms, Inc.  
c/o Georgia Anastasiou  
Agent  
Lewis & Harrison, LLC  
2461 S. Clark St., Suite 710  
Arlington, VA 22202

Subject: Notification per PRN 98-10 – Added optional advisory statement, updated user manual in sub-label B, and changed minor non-pesticidal claims  
Product Name: TIKI® BiteFighter™ Lights  
EPA Registration Number: 33025-8  
Application Date: 2/2/2021  
Decision Number: 571759

Dear Ms. Anastasiou:

The Agency is in receipt of your Application for Pesticide Notification under Pesticide Registration Notice (PRN) 98-10 for the above referenced product. The Registration Division (RD) has conducted a review of this request for its applicability under PRN 98-10 and finds that the action requested falls within the scope of PRN 98-10.

The label submitted with the application has been stamped “Notification” and will be placed in our records.

Should you wish to add/retain a reference to the company’s website on your label, then please be aware that the website becomes labeling under the Federal Insecticide Fungicide and Rodenticide Act and is subject to review by the Agency. If the website is false or misleading, the product would be misbranded and unlawful to sell or distribute under FIFRA section 12(a)(1)(E). 40 CFR 156.10(a)(5) list examples of statements EPA may consider false or misleading. In addition, regardless of whether a website is referenced on your product’s label, claims made on the website may not substantially differ from those claims approved through the registration process. Therefore, should the Agency find or if it is brought to our attention that a website contains false or misleading statements or claims substantially differing from the EPA approved registration, the website will be referred to the EPA’s Office of Enforcement and Compliance.

If you have any questions, you may please contact Kaitlin Saunders at 703-347-8454 or by email at [Saunders.Kaitlin@epa.gov](mailto:Saunders.Kaitlin@epa.gov).

Sincerely,

A handwritten signature in black ink that reads "J. Herrick".

Jacquelyn Herrick, Product Manager 03  
Invertebrate & Vertebrate Branch 1  
Registration Division (7505P)  
Office of Pesticide Programs

**NOTIFICATION**

33025-8

The applicant has certified that no changes, other than those reported to the Agency have been made to the labeling. The Agency acknowledges this notification by letter dated:

03/03/2021

**Master Label**

**TIKI® BiteFighter™ LIGHTS**

**Sub-label A: Lamp (pages 2-10)**

**Sub-label B: Kit with LED String Lights & Repellent Pods (pages 11-25)**

**Sub-label C: Replacement Repellent Pods (pages 26-29)**

Alternate Brand Names

- TIKI® BiteFighter™ LED String Lights*
- TIKI® BiteFighter™ String Lights*
- TIKI® BiteFighter™ LED String Lights Mosquito Repellent Refill*
- TIKI® BiteFighter™ LED String Lights Mosquito Repellent Pod*
- TIKI® Brand BiteFighter™ LED String Lights*
- TIKI® Brand BiteFighter™ String Lights*
- TIKI® Brand BiteFighter™ LED String Lights Mosquito Repellent Refill*
- TIKI® Brand BiteFighter™ LED String Lights Mosquito Repellent Pod*
- TIKI® Brand BiteFighter™ + LED String Lights*
- TIKI® Brand BiteFighter™ Plus LED String Lights*
- TIKI® Brand BiteFighter™ Pro LED String Lights*
- TIKI® Brand BiteFighter™ Advantage LED String Lights*
- TIKI® Brand BiteFighter™ SafeGuard LED String Lights*

ACTIVE INGREDIENT:

Metofluthrin.....	4.0%
*OTHER INGREDIENTS.....	96.0%
Total	100.0%

\* Contains petroleum distillate

KEEP OUT OF REACH OF CHILDREN

**CAUTION**

©20XX Lamplight Farms Incorporated  
W140 N4900 Lilly Rd., Menomonee Falls, WI 53051

EPA Reg. No: 33025-8

EPA Est. No.:

# TIKI® BiteFighter™ LIGHTS

## Sub-label A: Lamp

### For Outdoor Use Only

[ ] indicates optional wording.

{ } indicates notes to reviewer.

- [Repels [protects against] [biting] mosquitoes, including those that may transmit encephalitis,[Chikungunya] [West Nile Virus], [Eastern equine encephalitis], [Western equine encephalitis], [La Crosse encephalitis], [California encephalitis], [St. Louis encephalitis] and [dengue].
- Repels mosquitoes
- Repels [biting] mosquitoes
- Repels mosquitoes, including the Aedes mosquito that may transmit Zika virus.
- Repels mosquitoes that may transmit Zika virus.
- Provides effective mosquito protection
- Easy to Use
- Convenient
- No Mess, no sprays, no creams
- Non-Staining
- Odorless
- Unscented
- Repellent you don't apply to [spray on] clothes [or skin].
- Repellent is odorless, [silent] [and invisible area of protection]

## NOTIFICATION

33025-8

The applicant has certified that no changes, other than those reported to the Agency have been made to the labeling. The Agency acknowledges this notification by letter dated:

03/03/2021

{Additional alternate bullets at end of label}

### ACTIVE INGREDIENT:

Metofluthrin..... 4.0%

\*OTHER INGREDIENTS..... 96.0%  
100.0%

\* Contains petroleum distillate

KEEP OUT OF REACH OF CHILDREN

## CAUTION

See [side [back] panel] [inside [outside] packaging] insert for additional precautions

{ Note to reviewer: referral statements are for multiple packaging configurations depending on the supplemental distributor which may not have first aid and precautionary on front panel.}

**PRECAUCION AL CONSUMIDOR:** Si usted no lee inglés, no utilice este producto hasta que la etiqueta le haya sido explicada ampliamente. **(TO THE USER:** If you cannot read English, do not use this product until the label has been fully explained to you.)

<b>FIRST AID</b>	
<b>IF SWALLOWED:</b>	<ul style="list-style-type: none"><li>• Immediately call a poison control center or doctor.</li><li>• Do not induce vomiting unless told to do so by a poison control center or doctor.</li><li>• Do not give <b>any</b> liquid to the person.</li><li>• Do not give anything by mouth to an unconscious person.</li></ul>
<b>HOTLINE NUMBER</b>	
Have the product container or label with you when calling a poison control center or doctor, or going for treatment. In case of Medical emergencies or health and safety inquiries or in case of fire, leaking or damaged containers, information may be obtained by calling 1-888-740-8712.	
<b>NOTE TO PHYSICIAN</b>	
Contains petroleum distillate – vomiting may cause aspiration pneumonia.	

©20XX Lamplight Farms Incorporated  
W140 N4900 Lilly Rd., Menomonee Falls, WI 53051  
EPA Reg. No: 33025-8 EPA Est. No:

Net Contents: \_\_\_

{Option for product sold with fixtures}

Contains: 1 to 8 Fixture(s) [Device(s)] [Unit(s)] and 1 x 0.81 fl. oz. (24 ml) to 8 x 0.81 fl. oz. (24 ml) or 1 x 1.52 fl. oz. (45 ml) to 8 x 1.52 fl. oz. (45 ml) or 1 x 1.69 fl. oz. (50 ml) to 8 x 1.69 fl. oz. (50 ml) TIKI BiteFighter LIGHTS[bottle name] [Repellent Bottle(s)] [Repellent Cartridge(s)] [Repellent Refill(s)] {Bottle name to be completed by supplemental distributor at time of supplemental distribution agreement}}

{Bottle only}

Contain(s): 1 x 0.81 fl. oz. (24 ml) to 8 x 0.81 fl. oz. (24 ml) or 1 x 1.52 fl. oz. (45 ml) to 8 x 1.52 fl. oz. (45 ml) or 1 x 1.69 fl. oz. (50 ml) to 8 x 1.69 fl. oz. (50 ml) TIKI BiteFighter LIGHTS[bottle name] [Repellent Bottle(s)] [Repellent Cartridge(s)] [Repellent Refill(s)]

[Lot Number]

## **PRECAUTIONARY STATEMENTS**

### HAZARDS TO HUMANS AND DOMESTIC ANIMALS

**CAUTION:** Harmful if swallowed. Wash hands thoroughly with soap and water after handling and before eating, drinking, chewing gum, using tobacco or using the toilet.

### ENVIRONMENTAL HAZARDS

Do not apply to directly to water, or to areas where surface water is present or to intertidal areas below the mean high water mark. Do not contaminate water when disposing of equipment washwater or rinsate.

## **USE RESTRICTIONS**

Do not pry TIKI BITEFIGHTER LIGHTS [bottle name] [Repellent Bottle] [Repellent Cartridge] [Repellent Refill] open.

Do not insert [use] anything other than TIKI BITEFIGHTER LIGHTS[bottle name] [Repellent Bottle] [Repellent Cartridge] [Repellent Refill] in [to] the Fixture [product name] [Device] [Unit].

## **DIRECTIONS FOR USE**

It is a violation of Federal Law to use this product in a manner inconsistent with its labeling.

For use outdoors on patios, decks, unenclosed porches, walkways, around swimming pools and other areas where mosquito protection is desired. Do not use indoors.

Place [install] one fixture [Product Name] [Device] [Unit] every 10 to 12 ft. around [throughout] the area you wish to protect [from biting mosquitoes].

[A set of 4 Fixtures [Devices] [Units] provides up to 440 square feet of mosquito protection.]

[A set of 5 Fixtures [Devices] [Units] provides up to 550 square feet of mosquito protection.]

[A set of 6 Fixtures [Devices] [Units] provides up to 660 square feet of mosquito protection.] {Note to reviewer: The above statements will be used with sets that contain 4,5 or 6 fixtures} {Only 1 of the following: fixtures, devise(s) or units will be used throughout the label}

The Vaporizer [Liquid] [Repellent] [Emanator] works [operates] independently from [with or without] the Light [Light Fixture] [Lamp]

[LED]. The Vaporizer [Liquid] [Repellent] [Emanator] should be turned off when not in use.

The Vaporizer [Liquid] [Repellent] [Emanator] will get hot while in use. Always allow Vaporizer [Liquid] [Repellent] [Emanator] to cool before replacing with TIKI BITEFIGHTER LIGHTS [bottle name] [Repellent Bottle] [Repellent Cartridge] [Repellent Refill]. After 6 weeks of use, Open Fixture [device] [unit] [Remove] [fixture][device] [unit] cover and visually inspect TIKI BITEFIGHTER LIGHTS[[bottle name] [Repellent Bottle] [Repellent Cartridge] [Repellent Refill] to determine usage rate.

The claimed hours of repellency are an average based on lab testing, and presume using 90% of repellent provided. The last 10% of repellent is not claimed, as repellency effectiveness may diminish with reduced wick exposure. Your repellent usage rate will vary based on the temperature and relative humidity.

The Vaporizer [Liquid] [Repellent] [Emanator] power-on indicator light will flash when device has been operated for approximately 195 hours, indicating that TIKI BITEFIGHTER LIGHTS[bottle name] [Repellent Bottle] [Repellent Cartridge] [Repellent Refill] has about 20 hours remaining of effective operating life. We recommended that you check the TIKI BITEFIGHTER LIGHTS [bottle name] [Repellent Bottle] [Repellent Cartridge] [Repellent Refill] and replace it before it is empty, or when you notice increased mosquito activity.

Replace when TIKI BITEFIGHTER LIGHTS [bottle name] [Repellent Bottle] [Repellent Cartridge] [Repellent Refill] is empty.

Replace TIKI BITEFIGHTER LIGHTS[ bottle name] [Repellent Bottle] [Repellent Cartridge] [Repellent Refill] when power to device is [turned] off.

**Operating Instructions:**

Use switch [optional controller] [photo sensor] [timer] to turn on Vaporizer [mosquito repellent system.]

Use [transformer] [optional controller] photo sensor, [timer,] [or switch] to operate [turn on] Light [Light Fixture] [Lamp]

[LED]. Use with 12v transformer and controller provided [available separately]. Installation instructions –{Directions for

Fixture 1}

[Turn off electricity at main circuit breaker panel before beginning installation.] Consult local building codes to ensure compliance with wiring and grounding requirements.

- 1) Attach each Fixture [Device] [Unit] to post or stem, using hardware provided making sure Fixture [Device] [Unit] is level.



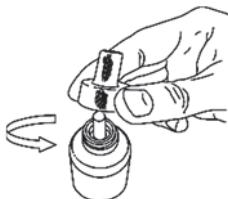
- 2) Connect Vaporizer [Liquid] [Repellent] [Emanator] and Light [Light Fixture] [Lamp] [LED] wires to controlled 12v power source, [or use [Product name] Controller and Transformer].
- 3) Place [Install] one TIKI BITEFIGHTER LIGHTS[product name] [Fixture] [Device]

[Unit] every 10 to 12 feet. If you have any questions about wiring, get assistance from a professional electrical contractor.

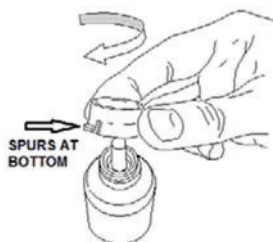
**When using for the first time [For first time use] [Initial Use]:**

**How to insert** TIKI BITEFIGHTER LIGHTS[bottle name] [Repellent Bottle] [Repellent Cartridge] [Repellent Refill] Into Fixture [Device] [Unit].

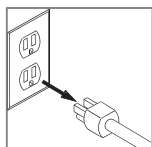
1. Remove 1 (one) TIKI BITEFIGHTER LIGHTS[bottle name] [Repellent Bottle] [Repellent Cartridge] [Repellent Refill] from packaging.
2. Place on a flat surface and remove protective cap.




3. Attach locking adaptor cap to bottle with spurs at bottom, closest to bottom of bottle, and turn until secure. Once attached properly, this cap is not removable.



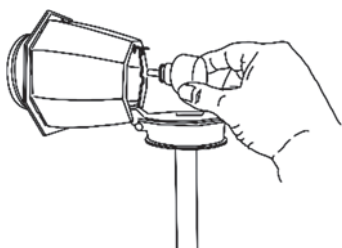
4. [Unplug Fixture [Device] [Unit] Disconnect power to Fixture [Device] [Unit]



5. Open [Remove] Fixture [Device] [Unit] cover.



6. Ensuring that the locking adaptor cap is secured to the [Repellent Bottle] [Repellent Cartridge] [Repellent Refill], carefully insert TIKI BITEFIGHTER LIGHTS[bottle name] [Repellent Bottle] [Repellent Cartridge] [Repellent Refill] into fixture so that top of wick fits into Vaporizer [Liquid] [Repellent] [Emanator] and rotate about 30 degrees to secure to fixture [device] [unit].



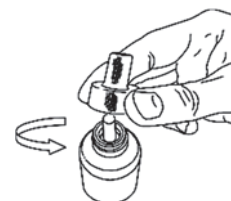
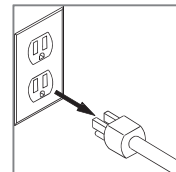
7. Replace [Attach] Fixture [Device] [Unit] cover.



8. Repeat for each Fixture [Device] [Unit] [reconnect power]
9. When finished, plug in Fixture [Device] [Unit] [reconnect power].

**How to replace empty** TIKI BITEFIGHTER LIGHTS [bottle name] [Repellent Bottle] [Repellent Cartridge] [Repellent Refill] into fixture [device].

1. Unplug [Disconnect power to] Fixture [Device] [Unit]. If Vaporizer [Liquid] [Repellent] [Emanator] has been operating, allow at least 1 hour to cool down before handling.
2. Remove 1 (one) TIKI BITEFIGHTER LIGHTS [bottle name] [Repellent Bottle] [Repellent Cartridge] [Repellent Refill] from packaging.
3. Place on a flat surface and remove protective cap.



Attach locking adaptor cap to bottle with spurs at bottom, closest to bottom of bottle, and turn until secure. Once attached properly, this cap is not removable.

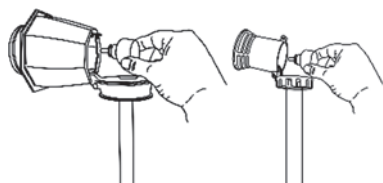
- 4.



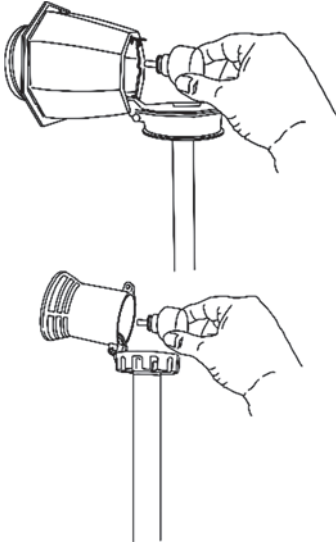
5. Open [Remove] Fixture [Device] [Unit] cover.



Remove used [empty] TIKI BITEFIGHTER LIGHTS [bottle name] [Repellent Bottle] [Repellent Cartridge] [Repellent Refill] From assembly.



6. Ensuring that the locking adaptor cap is secured to the [Repellent Bottle] [Repellent Cartridge] [Repellent Refill], carefully insert TIKI BITEFIGHTER LIGHTS [bottle name] [Repellent Bottle] [Repellent Cartridge] [Repellent Refill] into fixture so that top of wick fits into Vaporizer [Liquid] [Repellent] [Emanator] and rotate about 30 degrees to secure to fixture.



7. Replace [re-attach] [Fixture] [Device] [Unit] cover.
8. Repeat for each Fixture [Device] [Unit].
9. When finished, plug in Fixture [Device] [Unit] [reconnect power].

## STORAGE AND DISPOSAL

Do not contaminate water, food, or feed by storage and disposal of repellent unit.

**PESTICIDE STORAGE:** Store in a cool, dry place. Keep container tightly closed. Store refills out of direct sunlight.

**PESTICIDE DISPOSAL AND CONTAINER HANDLING:** Non-refillable [liquid vaporizer] [bottle] [cartridge] [container]. Do not reuse or refill this [liquid vaporizer] [bottle] [cartridge] [container]. **If empty:** Place in trash or offer for recycling if available. **If partly filled:** Use remaining product according to label directions for use or call your local solid waste agency for disposal instruction. Never place unused product down any indoor or outdoor drain.

### IMPORTANT: READ BEFORE USE

Read the entire Directions for Use, Conditions, Disclaimer of Warranties and Limitations of Liability before using this product. If terms are not acceptable, return the product container at once.

By using this product, user or buyer accepts the following conditions, disclaimer of warranties and limitations of liability.

**CONDITIONS:** The directions for use of this product are believed to be adequate and must be followed carefully. However, it is impossible to eliminate all risks associated with the use of this product. Ineffectiveness or other unintended consequences may result because of such factors as weather conditions, presence of other materials, or the manner of use or application, all of which are beyond the control of Lamplight. All such risks shall be assumed by the user or buyer.

**DISCLAIMER OF WARRANTIES:** TO THE EXTENT CONSISTENT WITH APPLICABLE LAW, Lamplight MAKES NO OTHER WARRANTIES, EXPRESS OR IMPLIED, OF MERCHANTABILITY OR OF FITNESS FOR A PARTICULAR PURPOSE OR OTHERWISE, THAT EXTEND BEYOND THE

STATEMENTS MADE ON THIS LABEL. No agent of Lamplight is authorized to make any warranties beyond those contained herein or to modify the warranties contained herein. To the extent consistent with applicable law, Lamplight disclaims any liability whatsoever for special, incidental or consequential damages resulting from the use or handling of this product.

**LIMITATIONS OF LIABILITY:** TO THE EXTENT CONSISTENT WITH APPLICABLE LAW, THE EXCLUSIVE REMEDY OF THE USER OR BUYER FOR ANY AND ALL LOSSES, INJURIES OR DAMAGES RESULTING FROM THE USE OR HANDLING OF THIS PRODUCT, WHETHER IN CONTRACT, WARRANTY, TORT, NEGLIGENCE, STRICT LIABILITY OR OTHERWISE, SHALL NOT EXCEED THE PURCHASE PRICE PAID, OR AT MGK'S ELECTION, THE REPLACEMENT OF PRODUCT.

{or alternate text}

*Note [Notice]: Seller warrants that this product complies with the specifications expressed in this label. To the extent consistent with applicable law, seller makes no other warranties, and disclaims all other warranties, express or implied, including but not limited to warranties of merchantability and fitness for the intended purpose. To the extent consistent with applicable law, seller's liability or default, breach or failure under this label shall be limited to the amount of the purchase price. To the extent consistent with applicable law, seller shall have no liability for consequential damages.]*

{or alternate text}

Notice: To the extent consistent with applicable law, buyer assumes all responsibility for safety and use not in accordance with directions.]

[Fixture] [Device] [Unit] made in [country of Origin]]

[bottle name][Repellent Bottle] [Repellent Cartridge] [Repellent Refill] made in (country of origin)]



**{Additional alternate bullets}**

- [Activate within 15 minutes of use
- Provides protection within 15 minutes of use
- Contains 1 [2] [3] [4] [5] [6] [7] [8] TIKI BITEFIGHTER LIGHTS[bottle name] [Repellent Bottle] [Repellent Cartridge] [Repellent Refill] [(s) [for product name].
- Includes 1 [one] [2 (two)] [3 (three)] [4 (four)] [5 (five)] [6 (six)] [7 (seven)] [8 (eight)]
- TIKI BITEFIGHTER LIGHTS[bottle name] [Repellent Bottle] [Repellent Cartridge] [Repellent Refill]
- Available [in] single pack [multi pack] [2 pack] [4 pack] [6 pack] [8 pack]
- Effective, season-long\* mosquito protection for your entire deck, porch or patio
- Attractive light fixtures that protect your outdoor patio, [unenclosed porch], [walkway] [or deck] area from [biting] mosquitoes all season\*
- Each Fixture [Product Name] [Device] [Unit] contains a Vaporizer [Liquid] [Repellent] [Emanator] [that] releases an odorless, invisible repellent [that] [and] protects up to 110 square feet (sq. ft.) (SF)
- Protects [up to] a 110 sq. ft. area
- Protects [provides] a 10 to 12-ft. diameter [area] [of repellency]
- 110 ft2 (square feet) (SF) [area] [zone] of protection [from biting mosquitoes] from each Fixture [Product Name] [Device] [Unit]
- Use [Recommend using] four [4] Fixture [Device] [Unit] on a typical [average] sized deck, patio or outdoor area [for] [provides] 440 square feet [sq. ft.] of coverage
- Use [Recommend using] five [5] Fixture [Device] [Unit] on a large [typical] [average] sized deck, patio or outdoor area [for] [provides] 550 square feet [sq. ft.] of coverage
- Use [Recommend using] six [6] Fixture [Device] [Unit] on a large [typical] [average] sized deck, patio or outdoor area [for] [provides] 660 square feet [sq. ft.] of coverage
- Fixture [Product Name] [Device] [Unit] produces an invisible area [cloud] [zone] of protection which repels [biting] mosquitoes
- Fixture [Product Name] [Device] [Unit] produces invisible [odorless] vapor to repel [that repels] [biting] mosquitoes
- Vaporizer [Liquid] [Repellent] [Emanator] produces an invisible area [cloud] [zone] of protection which repels [biting] mosquitoes
- Vaporizer [Liquid] [Repellent] [Emanator] produces invisible [odorless] vapor to repel [that repels] [biting] mosquitoes
- [Each] 45 ml (1.52 fl. oz.) TIKI BITEFIGHTER LIGHTS[bottle name] [Repellent Bottle] [Repellent Cartridge] [Repellent Refill] provide(s) Season-Long\* mosquito protection
- [Each] 45 ml (1.52 fl. oz.) TIKI BITEFIGHTER LIGHTS[bottle name] [Repellent Bottle] [Repellent Cartridge] [Repellent Refill] provide(s) 90 days [3 months] of mosquito protection 4.5 hours per day
- [Each] 45 ml (1.52 fl. oz.) TIKI BITEFIGHTER LIGHTS[[bottle name] [Repellent Bottle] [Repellent Cartridge] [Repellent Refill] provide(s) 400 [total] hours of mosquito protection
- [Included] [Each] 50 ml (1.69 fl. oz.) TIKI BITEFIGHTER LIGHTS[[bottle name] [Repellent Bottle] [Repellent Cartridge] [Repellent Refill] provide(s) Season- Long\*\* mosquito protection
- [Each] 50 ml (1.69 fl. oz.) TIKI BITEFIGHTER LIGHTS[[bottle name] [Repellent Bottle] [Repellent Cartridge] [Repellent Refill] provide(s) 90 days [3 months] of mosquito protection [5 hours per day] [Each] 50 ml (1.69 fl. oz.) TIKI BITEFIGHTER LIGHTS[[bottle name] [Repellent Bottle] [Repellent Cartridge] [Repellent Refill] provide(s) 455 [total] hours of mosquito protection]
- Replace TIKI BITEFIGHTER LIGHTS[[bottle name] [Repellent Bottle] [Repellent Cartridge] [Repellent Refill] for each Fixture [Device] [Unit] after [90 days] [400 hours] [455 hours] of use
- [Each] 24 ml (0.81 fl. oz.) TIKI BITEFIGHTER LIGHTS[bottle name] [Repellent Bottle] [Repellent Cartridge] [Repellent Refill] provide(s) Season-Long\*\*\* mosquito protection
- [Each] 24 ml (0.81 fl. oz.) TIKI BITEFIGHTER LIGHTS[bottle name] [Repellent Bottle] [Repellent Cartridge] [Repellent Refill] provide(s) 90 days [3 months] of mosquito protection 2.4 hours per day
- [Each] 24 ml (0.81 fl. oz.) TIKI BITEFIGHTER LIGHTS[bottle name] [Repellent Bottle] [Repellent Cartridge] [Repellent Refill] provide(s) 216 [total] hours of mosquito protection
  - \*assumes season as 90 days [3 months]/ average use 4.5 hours per day [45 ml fill]
  - \*\*assumes season as 90 days [3 months]/ average use 5.0 hours per day [50 ml fill]
  - \*\*\* assumes season as 90 days [3 months]/ average use 2.4 hours per day [24 ml fill]
- [TIKI BITEFIGHTER LIGHTS] with Mosquito Protection Technology
- [Patent Pending Mosquito Protection Technology [System]
- Easy to install
- No batteries [required]
- No open flame
- No candles
- Powered by low voltage electricity
- No butane [required]
- No external fuel required
- Use [program] timer [photosensor] [or switch] to turn on Vaporizer [mosquito repellent] [repellent] [system] [device] [mosquito protection] [Liquid] [Repellent] [Emanator].
- Use [program] photo sensor, [timer,] [or switch] to turn on lights.
- Use [optional] controller [available separately] to independently operate lights and control Vaporizer [mosquito repellent] [repellent] [system] [Liquid] [Repellent] [Emanator] [mosquito protection].
- Lights [Lighting] [Light] [Light Fixture] [Lamp] [LED] may be used independently of Vaporizer [mosquito repellent] [repellent] [system] [Liquid] [Repellent] [Emanator] [mosquito protection].
- Efficient LEDs [use less power for year-round energy savings] [and] [last up to 20,000 [30,000] hours]
- Plus attractive, low-voltage outdoor lighting for that perfect summer evening.
- It's as easy as turning on the lights to say goodbye to [biting] mosquitoes and the old hassles of keeping them away for the entire summer!
- Use on patios, [unenclosed porches,] [decks,] [walkways,] [yards] and other outdoor areas where mosquito protection is desired [required] [needed].
- Designed to mount [sit] on [existing] deck post, railing or a stake in the ground.
- Permanent, low voltage [lighting] fixtures are easy to install using [a supplied] [available] [an available] transformer and low voltage wire.

- Use with 12v transformer and controller included [available separately]
  - Control with timer, [photo sensor] [or switch] for lighting and/or repellent when you want them, [day or night]
  - Vaporizer [Liquid] [Repellent] [Emanator] can operate [be used] independently of lights [with or without] [having] lights on
  - Refillable light(ing) fixtures TIKI BITEFIGHTER LIGHTS[bottle name] [Repellent Bottle] [Repellent Cartridge] [Repellent Refill]
  - Free TIKI BITEFIGHTER LIGHTS[bottle name] [Repellent Bottle] [Repellent Cartridge] [Repellent Refill] included
  - Extra refill included
  - Buy one get one free
  - Coupon [\$] Rebate(s) available [inside]
  - TIKI BITEFIGHTER LIGHTS[bottle name] [Repellent Bottle] [Repellent Cartridge] [Repellent Refill] works with [in] [product name]
  - TIKI BITEFIGHTER LIGHTS[bottle name] [Repellent Bottle] [Repellent Cartridge] [Repellent Refill]
  - Specially designed for use with [in] product name
  - For protection and added comfort outdoors
  - Works [when you want it] [day [and] [or] night]
  - [Helps you] enjoy your evening activities with fewer [less] annoying [biting] mosquitoes.
  - Simply turn [switch] off the Vaporizer [Liquid] [Repellent] [Emanator] when protection is not needed.
  - Won't harm plants, [flowers], [shrubs] or [and] [grass] [lawns]
  - Illuminated [Green] [Yellow] [Orange] [Blue] LED indicator [light] on fixture [device] indicates [signals] that Vaporizer [Liquid] [Repellent] [Emanator] is operating
  - [Green] [Yellow] [Orange] [Blue] LED indicator [light] on fixture [device] will flash [after 195 hours] to indicate it is time to [check] [and] [or] [replace] TIKI BITEFIGHTER LIGHTS[bottle name] [Repellent Bottle] [Repellent Cartridge] [Repellent Refill] level
  - Reset timer when TIKI BITEFIGHTER LIGHTS[bottle name] [Repellent Bottle] [Repellent Cartridge] [Repellent Refill] has been replaced to begin another 195 hour countdown.
  - Convenient protection from [biting] mosquitoes
  - Built-in timer signals when it's time to replace TIKI BITEFIGHTER LIGHTS[bottle name] [Repellent Bottle] [Repellent Cartridge] [Repellent Refill]
  - Effective against all types of mosquitoes
  - Discreet, low-profile fixtures blend in to landscape
  - Add to an existing [LV] [low voltage] lighting system or install with transformer and wire
  - [Bury] [Cover] [Hide] Cable.
  - Cover with mulch, soil or landscape stone. Use a sod cutter to quickly and cleanly bury cable under grass.
  - Repel mosquitoes at the flip of a switch.
- 3 year [1 year] [2 year] [4 year] [5 year] [limited] warranty\_\_\_\_\_

{Individual Small Bottle Label}

TIKI BITEFIGHTER LIGHTS[bottle name] [Repellent Bottle] [Repellent Cartridge]

[Repellent refill]

ACTIVE INGREDIENT:

Metofluthrin.....	4.0%
*OTHER INGREDIENTS.....	<u>96.0%</u>
* Contains petroleum	100.0%

distillate

EPA Reg. No. 33025-8

EPA Est. No.

## KEEP OUT OF REACH OF CHILDREN CAUTION

See [outside] TIKI BiteFighter LIGHTS[bottle name] [Repellent Bottle] [Repellent Cartridge] [Repellent Refill] packaging [carton] [insert] for precautions and directions for use  
{Specific location will depend on packaging configuration of various supplemental distributors}

Net Contents: Contains: 1 x 0.81 fl. oz. (24 ml) [1 x 1.52 fl. oz. (45 ml)][Repellent Bottle(s)] [Repellent Cartridge(s)]

# TIKI® BiteFighter™ LIGHTS

## Sub-label B – Kit with LED String Lights & Repellent Pods

### Alternate Brand Names

TIKI® BiteFighter™ LED String Lights  
TIKI® BiteFighter™ String Lights  
TIKI® Brand BiteFighter™ LED String Lights  
TIKI® Brand BiteFighter™ String Lights  
TIKI® Brand BiteFighter™ + LED String Lights  
TIKI® Brand BiteFighter™ Plus LED String Lights  
TIKI® Brand BiteFighter™ Pro LED String Lights  
TIKI® Brand BiteFighter™ Advantage LED String Lights  
TIKI® Brand BiteFighter™ SafeGuard LED String Lights

### NOTIFICATION

33025-8

The applicant has certified that no changes, other than those reported to the Agency have been made to the labeling. The Agency acknowledges this notification by letter dated:

03/03/2021

### ACTIVE INGREDIENT:

Metofluthrin.....4.0%  
Other Ingredients\*.....96.0%  
Total.....100.0%

\* contains petroleum distillates

## KEEP OUT OF REACH OF CHILDREN CAUTION

[See [insert] [use manual] for [directions] [for use], [precautionary] [language], [first aid] [statements], [and] [storage and disposal.]]  
**For Outdoor Use Only**

[ ] indicates optional wording.

{ } indicates notes to reviewer.

- [Repels [protects against] [biting] mosquitoes, including those that may transmit encephalitis,[Chikungunya] [West Nile Virus], [Eastern equine encephalitis], [Western equine encephalitis], [La Crosse encephalitis], [California encephalitis], [St. Louis encephalitis] and [dengue].
  - Repels mosquitoes
  - Repels [biting] mosquitoes
  - Repels mosquitoes, including the Aedes mosquito that may transmit Zika virus.
  - Repels mosquitoes that may transmit Zika virus.
  - [With] proven mosquito repellent
  - Provides effective mosquito protection
  - Easy to Use
  - Convenient
  - No Mess, no sprays, no creams
  - Non-Staining
  - Odorless
  - Unscented
  - Repellent you don't apply to [spray on] clothes [or skin].
  - Repellent is odorless, [silent] [and invisible area of protection]
- {Additional alternate bullets at end of label}

[PRECAUCION AL CONSUMIDOR: Si usted no lee inglés, no utilice este producto hasta que la etiqueta le haya sido explicada ampliamente.

TO THE USER: If you cannot read English, do not use this product until the label has been fully explained to you.]

**PRECAUTIONARY STATEMENTS****HAZARDS TO HUMANS AND DOMESTIC ANIMALS**

**CAUTION:** Harmful if swallowed. Wash hands thoroughly with soap and water after handling and before eating, drinking, chewing gum, using tobacco or using the toilet.

**FIRST AID:**

**If Swallowed:** Immediately call a poison control center or doctor. Do not induce vomiting unless told to do so by a poison control center or doctor. Do not give any liquid to the person. Do not give anything by mouth to an unconscious person.

**HOTLINE NUMBER:** Have the product container or label with you when calling a poison control center or doctor, or going for treatment. In case of Medical emergencies or health and safety inquiries or in case of fire, leaking or damaged containers, information may be obtained by calling 1-888-740-8712. [For immediate safety and medical advice 24 hours a day and seven days a week, please contact ProPharma at 1-800-308-7141.]

**NOTE TO PHYSICIAN:** Contains petroleum distillate – vomiting may cause aspiration pneumonia.

**ENVIRONMENTAL HAZARDS**

Do not apply directly to water, or to areas where surface water is present or to intertidal areas below the mean high water mark. Do not contaminate water when disposing of equipment washwater or rinsate.

[For use outdoors [on patios, decks, unenclosed porches, walkways, around swimming pools and other areas] where mosquito protection is desired.]

[The claimed hours of repellency are an average based on lab testing and presume using 90% of repellent provided. The last 10% of repellent is not claimed, as repellency effectiveness may diminish with reduced wick exposure. Your repellent usage rate will vary based on the temperature and relative humidity.]

**USE RESTRICTIONS:**

DO NOT use indoors. DO NOT use this product under the influence of drugs or alcohol. DO NOT let fluid come in contact with any surface. DO NOT pry repellent pod open

**DIRECTIONS FOR USE:**

It is a violation of Federal Law to use this product in a manner inconsistent with its labeling.

***{Directions that will appear on kit outer box label. Kit will include LED String Lights & Repellent Pods}***

For use outdoors where mosquito protection is desired.. For best results, hang lights no higher than 10 ft above the ground and let the mosquito repellent run for 15 minutes to establish protection. Connect as many as [8] [6] [12] [40] TIKI Brand LED String Lights end-to-end. Refer to the Instruction and Use Manual for complete instructions. Retain for reference.

**[FCC STATEMENT:** This device complies with Part 15 of the FCC Rules. Operation is subject to the following two conditions: (1) this device may not cause harmful interference, and (2) this device must accept any interference received, including interference that may cause undesired operation.]

***{Directions that will appear on box label for REPELLENT PODS included in Kit box}***

(1) Unplug the TIKI® Brand LED String Lights. [(2) For multiple TIKI® Brand LED String Lights connect end-to-end: Set the green-lighted switch closest to the power outlet to OFF. Set all the remaining green-lighted switches to ON.] (3) Unscrew the Pod cap to expose the wick. (4) Insert a Pod into each Mosquito Repellent Diffuser Shade and turn the Pod counterclockwise until fully inserted and secure. Refer to the Instruction and Use Manual for complete instructions.

[Regularly check and replace empty pods]

[With proper care, expect up to 200 hours of repellency]

[One repellent pod provides a protection zone of 110 sq ft. Three pods provide a protection zone of 330 sq. ft.]

[If using multiple sets connected end-to-end, make sure all switches are set to 'ON' for repellent. Each repellent switch should be 'OFF' when Lights on and repellent off mode is desired.]

**STORAGE AND DISPOSAL**

Do not contaminate water, food, or feed by storage and disposal of repellent unit.

**PESTICIDE STORAGE:** Store in a cool, dry place. Keep container tightly closed. Store refills out of direct sunlight.

**PESTICIDE DISPOSAL AND CONTAINER HANDLING:** Non-refillable [liquid vaporizer] [bottle] [cartridge] [container].

Do not reuse or refill this [liquid vaporizer] [bottle] [cartridge] [container]. If empty: Place in trash or offer for recycling if available. If partly filled: Use remaining product according to label directions for use or call your local solid waste agency for disposal instruction. Never place unused product down any indoor or outdoor drain.

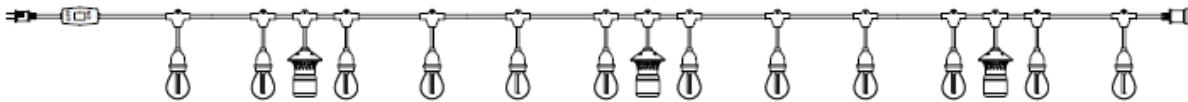
INSTRUCTION AND USE MANUAL:



# BITEFIGHTER<sup>®</sup> LED STRING LIGHTS

WITH PROVEN MOSQUITO REPELLENT

## INSTRUCTION AND USE MANUAL



©20XX LAMPLIGHT FARMS INCORPORATED, TIKI<sup>®</sup> and BiteFighter<sup>™</sup> are trademarks of Lamplight Farms Incorporated

W140 N4900 Lilly Rd., Menomonee Falls, WI 53051 • WWW.TIKIBRAND.COM

### Table of Contents

Safety Information.....	X
Pre-Installation .....	X
Package Contents.....	X
Before You Begin .....	X
Optional Hardware (not included) .....	X
Installation .....	X
Using Your TIKI <sup>®</sup> Brand LED String Lights.....	X
Tips and Tricks To Consider Before Enjoying.....	X
Your TIKI <sup>®</sup> Brand LED String Lights.....	X
Replacing the TIKI <sup>®</sup> Brand BiteFighter <sup>™</sup> Mosquito Repellent...x	
Replacing the Fuse.....	X
Warranty.....	X
Applicability .....	X
Eligibility .....	X
Exclusions .....	X
Limitation of Warranty.....	X
Troubleshooting.....	X

{Optional Safety Information Language for electrical precautions}

### Safety Information

- It is a violation of Federal Law to use this product in a manner inconsistent with its labeling.
- FOR OUTDOOR USE ONLY
- **Notice:** Do not use TIKI<sup>®</sup> Brand BiteFighter<sup>™</sup> LED String Lights until you have read the operating instructions and user warnings.
- Risk of electric shock and fire hazard: use only with an outdoor-rated 120V electrical outlet
- For adult use only. This is not a toy and is not intended for use by children. Keep out of reach of children and pets.
- Always use in accordance with all applicable local, state and national codes.

- Do not insert fingers into LED bulb socket or Mosquito Repellent Diffuser Shade socket
- Always use in accordance with applicable local, state, and national codes.
- Do not alter or modify in any manner.
- Do not immerse in water.
- Do not insert extension cords and multi-plug adapters into the TIKI Brand BiteFighter LED String Lights outlet.
- Do not insert multi-plug adapters into the same outlet as the TIKI® Brand BiteFighter™ LED String Lights
- Unplug and allow bulbs and repellent diffusers to cool before performing any cleaning or maintenance.
- Leaving in direct sunlight or other extreme hot or cold conditions could reduce the number of operation hours
- Avoid installing the string lights when it is raining
- KEEP MOSQUITO REPELLENT OUT OF REACH OF CHILDREN AND PETS.
- Ensure the TIKI Brand BiteFighter Mosquito Repellent Pods hang in an upright, vertical position, and are at least 10 ft from any heat sources (grills, fire pits, patio heaters, etc). Exposure to heat sources may result in fire.
- Do not place the repellent pod on a hot surface.
- Do not cover the string lights or repellent diffusers and pods while in use
- Do not attempt to break, refill or touch the internal parts of the repellent pod.
- Do not obstruct airflow.
- Use only in well-ventilated area. Avoid using in windy conditions
- Always unplug this product before installing or replacing fuses
- Always unplug this product before installing or replacing lamps
- To reduce the risk of fire use only type A lamp(s), 2 watts max
- RISK OF ELECTRIC SHOCK. Do not use if outer lamp envelope is damaged or broken
- A decorative-lighting string shall be marked with the type of string, either series-connected or parallel-connected.
- Insert in the cord connector when not in use
- To reduce the risk of electric shock, keep extension cord connection dry and off the ground. If an extension cord is used it should be rated for outdoor use and be surface marked with suffix letter "W". The marked electrical rating of the detachable power-supply cord or extension cord should be at least as great as the electrical rating of the appliance.
- If an outdoor timer is used, it shall be used only in accordance with both the manufacturer's instructions and the instructions for this product.
- This product is intended for all-year use
- This string light is rated 39 Watts. Do not overload. Connect other string lights end-to-end up to a maximum of 432 Watts total
- To reduce the risk of fire and electric shock
  - Do not install on trees.
  - Do not mount or support strings in a manner that can cut or damage wire insulation."
- Store in a cool, dry place. Keep container tightly closed. Store refills out of direct sunlight.

#### **Instruction Sheet:**

- When using electrical products, basic precautions shall always be followed including the following:
- When products are used in outdoor applications, connect the product to a Ground Fault Circuit Interrupting (GFCI) outlet. If one is not provided, contact a qualified electrician for proper installation.
- Do not secure the wiring of the product with staples or nails, or place on sharp hooks or nails and install only using the mounting means provided.
- Avoid using sharp objects or staples to hang the TIKI Brand BiteFighter LED String Lights.
- Do not use this product for other than its intended use.
- Do not hang objects from cord, wire, or light string.
- Do not position repellent pods directly near materials which may be prone to discoloration (eg [outdoor furniture], [patio umbrellas,] [untreated wood,] or [other non-washable materials])
- Do not close doors or windows on the product or extension cords as this may damage the wire insulation.
- Do not cover the product with cloth, paper or any material not part of the product when in use.
- This product employs overload protection (fuse). A blown fuse indicates an overload or short-circuit situation. If the fuse blows, unplug the product from the outlet. Replace the fuse as per the user servicing instructions (follow product marking for proper fuse rating) and check the product. If the replacement fuse blows, it is possible that a short-circuit has occurred and the product needs to be discarded.

#### **SAVE THESE INSTRUCTIONS**

#### **Use and Care Instructions**

- Before using or reusing, inspect product carefully. Discard any products that have cut, damaged, or frayed wire insulation or cords, cracks in the lamp holders or enclosures, loose connections, or exposed copper wire.
- When storing the product, carefully remove the product from wherever it is placed to avoid any undue strain or stress on the product conductors, connections, and wires.
- When not in use, store [with cap secure] neatly in a cool, dry location protected from sunlight.

#### **User Servicing Instructions**

- Grasp plug and remove from the receptacle or other outlet device. Do not unplug by pulling on cord.
- Risk of fire. Replace fuse only with 5 Amp, 120 Volt fuse (provided with product).
- NOTICE: Risk of Fire. Keep lamps away from any combustible surface.
- The longer cord should be arranged so that it will not drape over the countertop or tabletop where it can be tripped over, snagged, or pulled on unintentionally (especially by children).

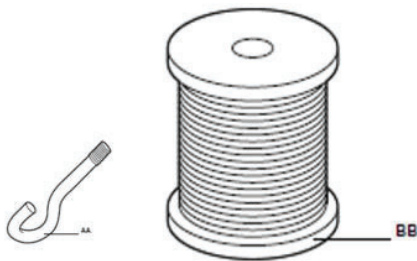
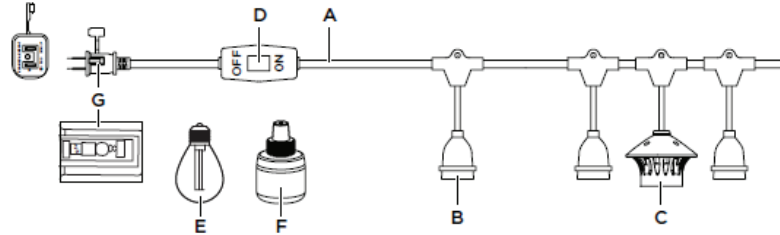


- Do not clean this product with a water spray or the like.
- Connect as many as 8 TIKI Brand 36ft LED String Lights end-to-end. Connect as many as 6 TIKI Brand 48ft LED String Lights end-to-end. Connect as many as 12 TIKI Brand 24ft LED String Lights end-to-end. Connect as many as 40 TIKI Brand 12ft LED String Lights end-to-end
- If using incandescent bulbs do not connect multiple sets and do not exceed 30 watts per bulb

## Pre-Installation

- [Pre-Installation]
- [Before you Begin]
- Compare all parts with the package contents list. If any part appears missing or damaged, do not assemble or use this product. Return to the place of purchase or contact customer services at 1-888-473-1088

### Package Contents



Part	Description
AA	Hooks/Support Mounts
BB	Guide Wire

Optional Hardware (not included)

Part	Description	Quantity
A	TIKI® Brand LED String Lights	1
B	LED Bulb Socket	12
C	Mosquito Repellent Diffuser Shade	3
D	Green-Lighted Switch	1
E	2W S-Type LED Bulb (2 spares included)	14
F	TIKI® Brand BiteFighter™ Mosquito Repellent Pod	3
G	5A Replacement Fuse	1

{Green-Lighted Switch may also be described as Repellent On/Off

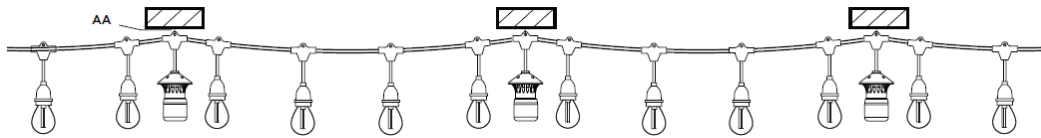
Switch}

## Installation

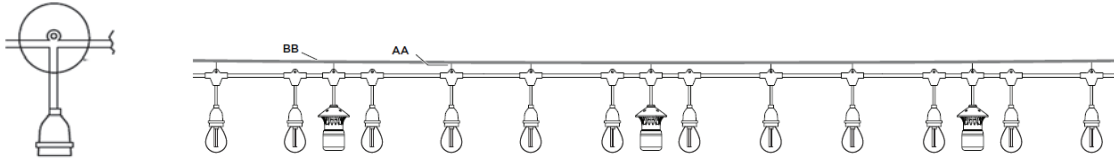
### 1 Preparing your TIKI® Brand LED String Lights Location

Before inserting bulbs and repellent pods into your TIKI® Brand LED String Lights, decide where to hang and install supporting hardware (not included). Avoid hanging with sharp objects or staples.

- Remove the LED bulbs box, repellent pods, and string light from box Prepare your string light location – install lights at a height lower than 10ft for repellency. [See Figure 1.] Decide where to place your string lights and where supporting hardware (not included) may be necessary. Starting at the power outlet, lay string lights on the ground along the route and mark any support locations 10ft or lower above ground {or} You can use your TIKI® Brand LED String Lights as a guide. Starting at the power outlet, lay string lights on the ground along the route and mark any support locations 8ft to 10ft above ground
- To span less than 24ft between supports, install supporting hardware (AA) at regular intervals



- To span more than 24ft between supports use a guide wire (BB, (not included)). [Zip ties can help secure hooks (see Figure 2) to guide wire or other hardware]



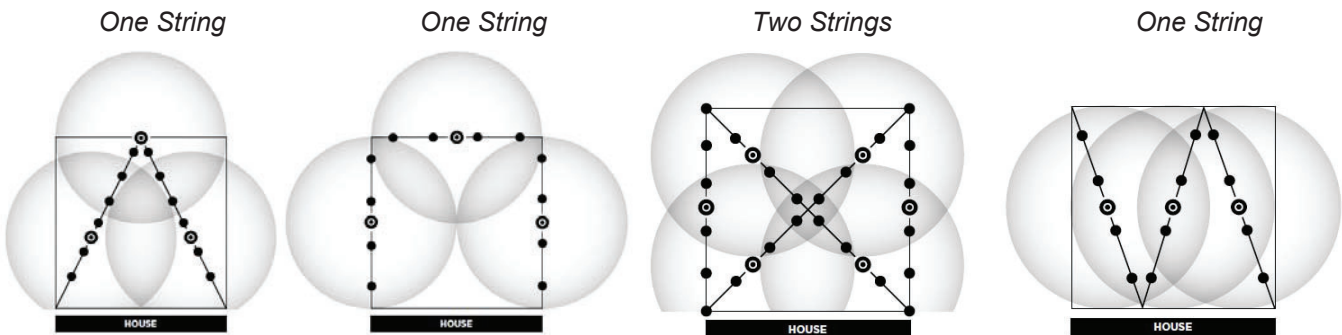
## Installation (cont.)

### 2 Hanging the TIKI® Brand LED String Lights

- Hang the String Lights [see Figure 3 configuration options for optimal repellency]
- Leaving enough length to reach the power outlet, hang the string lights
- Be careful not to pinch or damage the string lights
- Do not block any LED bulb sockets or Mosquito Repellent Diffuser Shades
- For best results, hang 10ft above ground

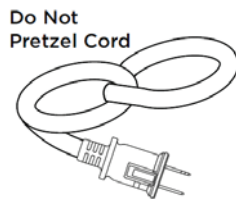
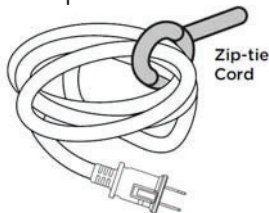
#### SETUP CONFIGURATIONS

- -REPELLENT DIFFUSER
- -LIGHT



[Figure 3]

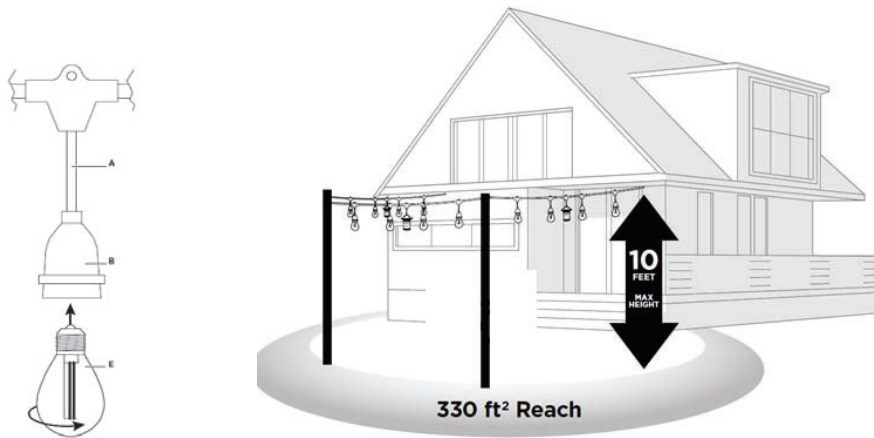
- Do not pretzel cord. If needed, secure the cord using a zip tie (not included)



## Installation (cont.)

### 3 Install the LED Shatter-Resistant Light Bulbs

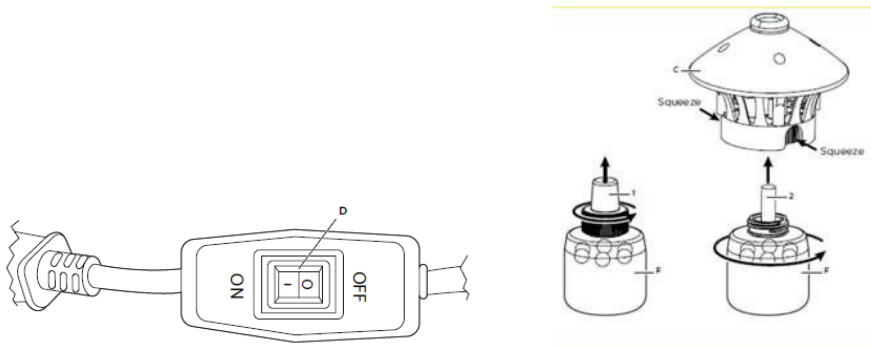
- Unplug the TIKI® Brand LED String Lights.
- Insert an LED bulb (E) into each LED Bulb Socket (B) and turn the bulb clockwise until finger tight.
- Plug the TIKI® Brand LED String Lights into the 120V power outlet to test. If a bulb is not functioning, try screwing the bulb in a bit tighter. If the bulb still does not illuminate, unplug, replace it with one of the spare bulbs, and test again.
- Store the extra bulbs for future use



## Installation (cont.)

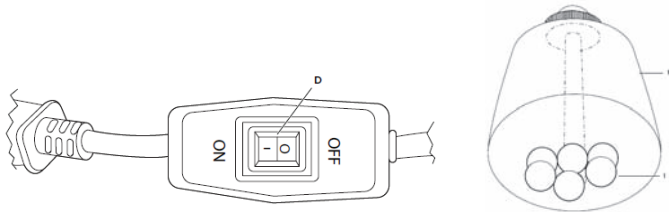
### 4 Installing the BiteFighter™ Mosquito Repellent Pods

- Set the repellent on/off switch (D) closest to the power outlet to off
- Unscrew cap from repellent Pod.
- Insert a Pod (F) into each Mosquito Repellent Diffuser Shade (C) and turn the Pod (F) counterclockwise until fully inserted and secure.
- Before turning the repellent on/off switch (D) ON, make sure all the Pods (F) are in place.
- To connect multiple string lights end-to-end, set the repellent on/off switch to desired state. Repellent feature on each string operates independently



## Using your TIKI® Brand BiteFighter™ LED String Lights

- Plug the TIKI® Brand LED String Lights into the 120V power outlet.
- To use for lighting only, set the green-lighted switch (D) to OFF.
- To use for lighting and mosquito repellency, set the green-lighted switch (D) to ON.
- Regularly check the fluid level in the Pods. If the green fluid level indicator (1) is at or near the bottom of a Pod (F), unplug the TIKI® Brand LED String Lights and replace the Pod(s) promptly to maintain continuous protection.

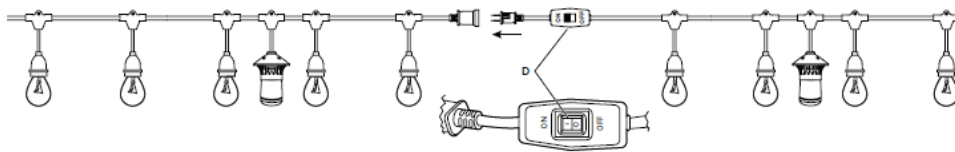


Connecting Multiple Sets Using the included LED Bulbs] [CAUTION: do not exceed 432 watts when using included LED bulbs.

## Using your TIKI® Brand BiteFighter™ LED String Lights (cont.)

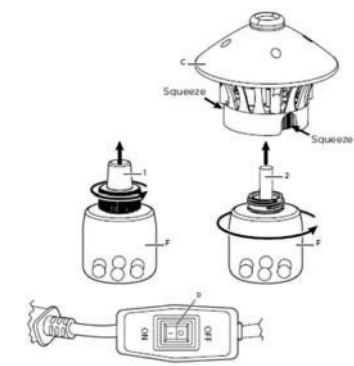
### Tips and Tricks To Consider Before Enjoying Your TIKI® Brand LED String Lights

Enjoying your String Lights	And BiteFighter™ Mosquito Repellent
<ul style="list-style-type: none"> <li>• Connect as many as 8TIKI Brand 36ft LED String Lights end-to-end</li> <li>• Connect as many as 6 TIKI Brand 48ft LED String Lights end-to-end</li> <li>• Connect as many as 12 TIKI Brand 24ft LED String Lights end-to-end</li> <li>• Connect as many as 40 TIKI Brand 12ft LED String Lights end-to-end</li> <li>• If using incandescent bulbs do not connect multiple sets and do not exceed 30 watts per bulb</li> <li>• Avoid connecting TIKI® Brand LED String Lights to other brands of string light products and accessories.</li> </ul>	<ul style="list-style-type: none"> <li>• Let the mosquito repellent run for 15 minutes to establish protection</li> <li>• Regularly check and replace empty pods</li> <li>• With proper care, expect up to 200 hours of [repellency] [use]</li> <li>• One repellent pod provides a protection zone of 110 sq. ft. Three pods provide a protection zone of 330 sq. ft.</li> <li>• If using multiple sets connected end-to-end, make sure all switches are set to 'ON' for repellent. Each repellent switch should be 'OFF' when Lights on and repellent off mode is desired. {or} To connect multiple string lights end-to-end set the replent on/off swtich to desired states. Repellent treat on each string operates independently</li> </ul>



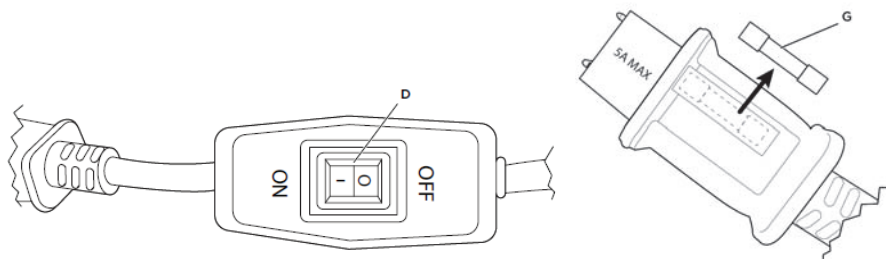
## Replacing the BiteFighter™ Repellent Pods

- Unplug the TIKI® Brand LED String Lights.
- Hold the Mosquito Repellent Diffuser Shade (C) securely and press and hold the release buttons on both sides of the Diffuser Shade (1). While holding in the buttons, turn the base of the Pod (F) clockwise to release the Pod (2). Unscrew the Pod cap (3) to expose the wick (4). Insert the new Pod (F) into the Mosquito Repellent Diffuser Shade (C) and turn counterclockwise until the Pod is fully inserted and secure.
- Dispose of empty Pods according to instructions on the packaging.
- Plug in the TIKI® Brand LED String Lights, and be sure the green-lighted switch is set to ON.



## Replacing the Fuse

- Set the repellent on/off switch (D) to OFF and unplug the TIKI® Brand LED String Lights.
- Slide open the fuse cover on the plug and replace fuse (G).
- ~~Close the fuse cover.~~
- Plug in TIKI® Brand LED String Lights and set the repellent on/off switch (D) to ON.



## Troubleshooting

Problem	Solution
All of the bulbs are not working	<ul style="list-style-type: none"> <li>• Check that the string lights are plugged into 120V power outlet</li> <li>• Check that the power outlet is working properly</li> <li>• Check that all switches or timers controlling the outlet are 'ON'</li> <li>• If connected to a GFCI-protected power outlet, reset the GFCI breaker</li> <li>• Unplug the string lights and tighten the bulbs that are not working</li> <li>• If lights are also not working, unplug the string lights and replace the 5A fuse</li> </ul>
One or more LED bulbs are out	<ul style="list-style-type: none"> <li>• Unplug the string lights</li> <li>• Try screwing the bulb tighter.</li> <li>• If the bulb still does not illuminate replace with one of the spare bulbs.</li> <li>• Unplug the string lights and replace the non-working bulbs</li> </ul>
Mosquito repellency appears to decrease	<ul style="list-style-type: none"> <li>• Check that all green switch lights are 'ON'</li> <li>• Check the fluid level indicators in the repellent pods. If the green fluid level balls are at or near the bottom of the repellent pods, unplug the string lights and replace the empty pods. Allow 15 minutes to re-establish protection</li> </ul>

## Warranty {and other optional legal, shipping, and delivery options}

### Warranty

#### [TIKI® BRAND LIMITED WARRANTY TERMS AND CONDITIONS]

#### [APPLICABILITY]

TIKI® Brand BiteFighter® LED String Lights are warranted against defects in materials and workmanship for a period of two (2) years from the date of purchase when used under normal conditions for its intended purpose in a residential backyard setting.

#### ELIGIBILITY

This limited warranty extends to the original purchaser of TIKI® Brand BiteFighter® LED String Lights located in the continental United States (Hawaii, Alaska and U.S. territories are excluded). The "original purchaser," for the purposes of this warranty, is the first purchaser from [www.tikibrand.com](http://www.tikibrand.com) or an authorized retailer, or in the case of a gift, to the initial gift recipient of the first purchaser. This limited warranty is non-transferable.

To start a warranty claim, please call 1-888-473-1088 or Contact Us at [www.tikibrand.com](http://www.tikibrand.com). Please have your proof of purchase along with a photo of the potential warranty issue before beginning your claim. We reserve the right to perform testing to determine if your product is subject to this warranty and/or to refuse warranty service to any person who, in our sole discretion, abuses the TIKI® Brand BiteFighter® LED String Lights or warranty policy. If Lamplight Farms Incorporated determines that the TIKI® Brand BiteFighter® LED String Lights are subject to this warranty, we will, in our sole discretion: (i) replace the TIKI® Brand BiteFighter® LED String Lights with the same model product or parts, (ii) replace the TIKI® Brand BiteFighter® LED String Lights with a comparable product should the TIKI® Brand BiteFighter® LED String Lights be discontinued or otherwise unavailable, or (iii) provide you with a refund of the purchase amount. The replacement of the TIKI® Brand BiteFighter® LED String Lights or any part of the TIKI® Brand BiteFighter® LED String Lights under warranty will not extend the period of warranty. If you obtain a replaced or repaired product, the warranty term of the replaced or repaired TIKI® Brand BiteFighter® LED String Lights begins from the date of

purchase of the original TIKI® Brand BiteFighter® LED String Lights.]

#### [EXCLUSIONS

This limited warranty does not cover:

Purchases from retailers that are not authorized retailers of TIKI® Brand BiteFighter® LED String Lights.

Damages caused by improper assembly or handling, misuse and/or abuse.

Damages caused by lack of storage away from the elements.

Failure to comply with use instructions.

Non-residential use of TIKI® Brand BiteFighter® LED String Lights, such as commercial use.

Damage caused by acts of God or other natural forces.

Use of parts and accessories other than those designed specifically for the TIKI® Brand BiteFighter® LED String Lights.

Repairs or alterations carried out by unauthorized parties or agents

Painting or otherwise altering the materials used to produce the product.

Normal wear and tear or cosmetic damage.

#### LIMITATION OF WARRANTY

TO THE MAXIMUM EXTENT PERMISSIBLE BY APPLICABLE LAW, THERE ARE NO EXPRESS WARRANTIES OTHER THAN PROVIDED HEREIN. LAMPLIGHT FARMS INCORPORATED DISCLAIMS ALL STATUTORY AND IMPLIED WARRANTIES, INCLUDING WITHOUT LIMITATION, WARRANTIES OF MERCHANTABILITY AND FITNESS FOR A PARTICULAR PURPOSE TO THE EXTENT PERMITTED BY LAW. IN SO FAR AS SUCH WARRANTIES CANNOT BE DISCLAIMED, ANY IMPLIED WARRANTIES, INCLUDING ANY IMPLIED WARRANTY OF MERCHANTABILITY AND FITNESS FOR A PARTICULAR PURPOSE, WILL BE LIMITED IN DURATION TO THE WARRANTY PERIOD SET FORTH ABOVE. SOME STATES DO NOT ALLOW LIMITATIONS ON HOW LONG AN IMPLIED WARRANTY LASTS, SO THE ABOVE LIMITATION MAY NOT APPLY TO YOU. SOME STATES OR OTHER JURISDICTIONS DO NOT ALLOW THE EXCLUSION OF IMPLIED WARRANTIES, SO THE ABOVE EXCLUSIONS MAY NOT APPLY TO YOU. YOU MAY ALSO HAVE OTHER RIGHTS THAT VARY FROM STATE TO STATE AND JURISDICTION TO JURISDICTION.

TO THE MAXIMUM EXTENT PERMITTED BY APPLICABLE LAW AND EXCEPT AS SET FORTH IN THIS LIMITED WARRANTY, IN NO EVENT WILL LAMPLIGHT FARMS INCORPORATED OR ITS SUPPLIERS BE LIABLE FOR PROCUREMENT OF SUBSTITUTE PRODUCTS, LOSS OF USE, OR OTHER SPECIAL, INCIDENTAL, CONSEQUENTIAL OR INDIRECT DAMAGES ARISING OUT OF OR RELATED TO THE TIKI® Brand BiteFighter® LED String Lights OR USE BY YOU OR ANY THIRD PARTY, WHETHER UNDER THEORY OF CONTRACT, TORT (INCLUDING NEGLIGENCE), INDEMNITY, PRODUCT LIABILITY OR OTHERWISE. THIS LIMITATION WILL APPLY EVEN IF LAMPLIGHT FARMS INCORPORATED HAS BEEN ADVISED OF SUCH DAMAGES AND NOTWITHSTANDING THE FAILURE OF ESSENTIAL PURPOSE OF ANY LIMITED REMEDY. IN LIEU OF ANY OTHER REMEDY FOR ANY AND ALL LOSSES AND DAMAGES RESULTING FROM ANY CAUSE, LAMPLIGHT FARMS INCORPORATED MAY, AT ITS SOLE AND EXCLUSIVE OPTION AND IN ITS DISCRETION, REPAIR OR REPLACE YOUR PRODUCT, OR REFUND ITS PURCHASE PRICE. LAMPLIGHT FARMS INCORPORATED'S TOTAL LIABILITY WILL NOT EXCEED THE PURCHASE PRICE PAID FOR THE TIKI® BRAND BITEFIGHTER® LED STRING LIGHTS GIVING RISE TO SUCH LIABILITY. SOME STATES DO NOT ALLOW THE EXCLUSION OR LIMITATION OF INCIDENTAL OR CONSEQUENTIAL DAMAGES, SO THE ABOVE LIMITATIONS AND EXCLUSIONS MAY NOT APPLY TO YOU.]

[No employee or agent of Lamplight Farms Incorporated may modify this limited warranty.]

[This limited warranty will be governed by the laws of the State of Wisconsin.]

[2-Year [Limited] Warranty [Visit [www.TIKIBrand.com/customer-service/our-guarantee](http://www.TIKIBrand.com/customer-service/our-guarantee) for more information]

[Lamplight Farms Incorporated will not be held responsible for damage or injury caused by use for any purpose other than specified.]

#### [SHIPPING INFORMATION

Shipping charges are not refundable unless the item was shipped to you in error. Contact Customer Service at 1-888-473-1088 or Contact Us at [www.tikibrand.com](http://www.tikibrand.com) for instructions on how to return a package shipped to you in error.]

#### {Optional Non-Pesticidal Claims and Information}

- ©2020 Lamplight Farms Incorporated
- W140 N4900 Lilly Rd. Menomonee Falls, WI 53051
- TIKI® & BITEFIGHTER™ are trademarks of Lamplight Farms Incorporated
- Customer Service: 1-888-473-1088
- For More [information] [inspiration], go to [WWW.TIKIBRAND.COM](http://WWW.TIKIBRAND.COM)
- Para ver advertencias e instrucciones completes, visite [WWW.TIKIBRAND.COM](http://WWW.TIKIBRAND.COM)
- For Information [on patents](#) go to [WWW.TIKIBRAND.COM/Patents](http://WWW.TIKIBRAND.COM/Patents)
- 12 [4] [8] [16] [warm] LED [2200 K] [RGB] [color] [2000 – 5000K] [shatter-resistant] [replaceable] bulbs [even if one bulb burns out your string lights stay lit]
- Silent, Invisible, Odorless, and leaves no sticky residue
- [DURABLE] [Commercial grade], [Heavy duty] [18/3 cord] [designed for outdoor use] & [suitable for wet locations. Outdoor wet locations include open-air decks and patios, uncovered porches, outdoor dining areas, exterior walls, gazebos, pergolas and walkways]



- Country of Origin [Made in] [China] [THAILAND] [USA]
- Patent Pending
- Patented (**Once patent is approved the following statement will be placed on the labels**)
- [E26] [screw in] sockets are rated up to max[imum] 30W
- Includes Replacement]
- Includes Refill
- [On/Off switch] – [repellency works when you want it] – [day or night]
- Scent-Free
- Powered by electricity – no batteries, butane, candles or open flames required
- Create a Convenient Paradise In Your Backyard

#### {Optional Repellency Claims}

- Turn on ambiance, turn off mosquitoes
- Heavy duty-design for outdoor use and suitable for wet locations. Outdoor wet locations include open-air decks and patios, uncovered porches, outdoor dining areas, exterior walls, gazebos, pergolas and walkways.
- Saying goodbye to mosquitoes for the entire summer is as easy as turning on a light\* \*assumes season as 90 days/average of 2.4 hours per day
- Light up your yard while repelling Mosquitos
- There is nothing like a relaxing night in your backyard. Unfortunately, while outdoor lighting can provide just the right ambiance, mosquitos can drive you and your family back inside ruining your evening
- [No sprays], [No Lotions, No Mess] – just proven mosquito repellency
- Zone Mosquito Repellent
- Creates a zone of protection
- [[TIKI® Brand] [BiteFighter™] [LED] [filament] string lights provide just the right amount of warm lighting for your backyard while a small diffuser vaporizes an invisible, odorless mosquito repellent to keep mosquitos away
- Repellent diffuser produces invisible, odorless, repellent to keep away biting mosquitos
- Ambiance on. Mosquitos gone
- Ambiance, Without the Mosquitos
- Simple setup. Proven protection
- Remember the moments not the mosquitos
- Protect your magical moments
- Ready, Set, Protect
- Invite friends, Repel Mosquitos
- Relaxing Ambiance, Without the Mosquitos
- Invite Ambiance, Repel Mosquitoes
- Surround yourself with ambiance, not mosquitos
- You'll love the ambiance, the mosquitos won't
- Your outdoor escape, now without mosquitos
- Flip the switch on Mosquitoes
- Keeps mosquitoes away
- Perfect for use in backyards
- Repels mosquitoes]
- Repellent Pods Included
- Keeps away uninvited guests [that buzz and bite]
- Repel mosquitos. Attract guests
- Reclaim your backyard
- Do not let mosquitos share your yard this year
- Invite the neighbors, uninvite the mosquitos
- Inviting guests also requires uninviting mosquitos
- It's time to take back your yard
- Take back your backyard
- Stop sharing your yard with mosquitos
- Avoid mosquitos, not the backyard
- Mosquitos, this is your eviction notice
- The best kept secret to outdoor entertaining
- Share an evening with friends. Not Mosquitos
- Take a holiday from mosquitos.
- Keep away hungry mosquitos[with [TIKI® Brand] BiteFighter™ LED String Lights.]
- Protect your yard against mosquitos.

#### {Optional Net Contents Descriptors}

- Kit Contents
  - [[36] [12] [24] [48] ft LED string lights with [3] [1] [2] [4] integrated repellent diffusers]
  - [[12] [4] [8] [16] [screw in] LED bulbs plus [2][1] spare(s) [14] [5] [10] [18] Pack ]

- [[3] [1] [2] [4] [replaceable] repellency pods for [200 hours\*] [season long] mosquito protection [\*assumes season as 90 days/average of 2.4 hours per day]]
- Installation hardware not included
- Box Contents – Repellent Pods
  - Mosquito Repellent [Pod] [Cartridge] [Refill Replacement]
  - Up to 200 hours [of mosquito repellency]
  - For use with [TIKI® Brand] [BiteFighter™] [LED] [String Lights]
  - [1] [2] [3] [4] Pack
  - READ BACK PANEL CAREFULLY
  - NET CONTENTS [3] [1] [2] [4]X 2.23 fl oz (66ml) repellent [pods] [cartridge] [refill]
- Box Contents – Box
  - LED Bulbs
  - [2] [1] [3] [4] [5] Watt | 120 Volt
  - Shatter resistant
  - Energy saving
  - Clear finish
  - [Decorative] [Filament] [Style] [Bulb]
  - [18] Pack [16 + 2 spare] [14] Pack [12 + 2 spare] [10] Pack [8 + 2 spare] [5] Pack [4 + 1 spare]
  - For use with [TIKI® Brand] [BiteFighter™] [LED] String Lights

**{Optional Performance Claims}**

- [Up to] [200 hours\*] [season long] mosquito protection [\*assumes season as 90 days/average of 2.4 hours per day]
- [Each] 66 ml (2.23 fl. oz.) [TIKI] [Brand] [Bitefighter] [bottle name] [Repellent Bottle] [Repellent Cartridge] [Repellent Refill] [Replacement] [Repellent Pod] provide(s) Season-Long\*\*\* mosquito protection
- [Each] 66 ml (2.23 fl. oz.) [TIKI] [Brand] [Bitefighter] [bottle name] [Repellent Bottle] [Repellent Cartridge] [Repellent Refill] [Replacement] Repellent Pod] provide(s) 90 days [3 months] of mosquito protection 2.4 hours per day
- [Each] 66 ml (2.23 fl. oz.) [TIKI] [Brand] [Bitefighter] [bottle name] [Repellent Bottle] [Repellent Cartridge] [Repellent Refill] [Replacement] [Repellent Pod] provide(s) up to 200 [total] hours of mosquito protection
- \*\*\* assumes season as 90 days [3 months]/ average use 2.4 hours per day [24 ml fill]
- [3 replaceable repellent [pods] [cartridges] [Repellent Refill] [Replacement] protect a 330 sq ft area from mosquitos]
- [A set of 3 Fixtures [Devices] [Units] provides up to 330 square feet of mosquito protection.]

{Note to reviewer: The above statements will be used with sets that contain 1, 2, 3, or 4 fixtures} {Only 1 of the following: fixtures, device(s) or units will be used throughout the label}

**{Optional Warnings}**

- Risk of fire and personal injury.

**{Optional Model Numbers and UPCs}**

- TIKI BITEFIGHTER LED STRING LIGHTS 24FT | 1519030 | UPC 086861190302
- TIKI BITEFIGHTER LED STRING LIGHTS 12FT | 1519031 | UPC 086861190319
- TIKI BITEFIGHTER LED STRING LIGHTS 48FT | 1519032 | UPC 086861190326



{Box Graphics – may be optionally listed}

**Turn On Ambiance,  
Turn Off Mosquitoes**

UP TO 200 HOURS OF REPELLENCY    RUN FOR 15 MINUTES TO ESTABLISH PROTECTION    2-YEAR WARRANTY

**EASY INSTALLATION**

**STEP 1**  
Hang The String Lights

**STEP 2**  
Install The Light Bulbs

**STEP 3**  
Install The Mosquito Repellent Pods



**KIT CONTENTS**


**36 FEET** 36 FEET OF STRING LIGHTS WITH 3 INTEGRATED REPELLENT DIFFUSERS

12 SCREW IN LED BULBS + 2 REPLACEMENTS

3 REPELLENT PODS

1 REPLACEMENT FUSE

{Individual Small Bottle Label - bottle will contain actual EPA establishment and registration numbers}



# TIKI® BiteFighter™ LIGHTS

## Sub-label C: Replacement Repellent Pods

### Alternate Brand Names

TIKI® BiteFighter™ LED String Lights Mosquito Repellent Refill  
TIKI® BiteFighter™ LED String Lights Mosquito Repellent Pod  
TIKI® Brand BiteFighter™ LED String Lights Mosquito Repellent Refill  
TIKI® Brand BiteFighter™ LED String Lights Mosquito Repellent Pod

### ACTIVE INGREDIENT:

Metofluthrin.....4.0%  
Other Ingredients\*.....96.0%  
Total.....100.0%

\* contains petroleum distillates

## NOTIFICATION

33025-8

The applicant has certified that no changes, other than those reported to the Agency have been made to the labeling. The Agency acknowledges this notification by letter dated:

03/03/2021

## KEEP OUT OF REACH OF CHILDREN CAUTION

[See [insert] [use manual] for [directions] [for use], [precautionary] [language], [first aid] [statements], [and] [storage and disposal].]

### For Outdoor Use Only

[ ] indicates optional wording.

{ } indicates notes to reviewer.

- [Repels [protects against] [biting] mosquitoes, including those that may transmit encephalitis,[Chikungunya] [West Nile Virus], [Eastern equine encephalitis], [Western equine encephalitis], [La Crosse encephalitis], [California encephalitis], [St. Louis encephalitis] and [dengue].
- Repels mosquitoes
- Repels [biting] mosquitoes
- Repels mosquitoes, including the Aedes mosquito that may transmit Zika virus.
- Repels mosquitoes that may transmit Zika virus.
- [With] proven mosquito repellent
- Provides effective mosquito protection
- Easy to Use
- Convenient
- No Mess, no sprays, no creams
- Non-Staining
- Odorless
- Unscented
- Repellent you don't apply to [spray on] clothes [or skin].
- Repellent is odorless, [silent] [and invisible area of protection]

{Additional alternate bullets at end of label}

[PRECAUCION AL CONSUMIDOR: Si usted no lee inglés, no utilice este producto hasta que la etiqueta le haya sido explicada ampliamente.]

TO THE USER: If you cannot read English, do not use this product until the label has been fully explained to you.]

**PRECAUTIONARY STATEMENTS**

**HAZARDS TO HUMANS AND DOMESTIC ANIMALS**

**CAUTION:** Harmful if swallowed. Wash hands thoroughly with soap and water after handling and before eating, drinking, chewing gum, using tobacco or using the toilet.

**FIRST AID:**

**If Swallowed:** Immediately call a poison control center or doctor. Do not induce vomiting unless told to do so by a poison control center or doctor. Do not give any liquid to the person. Do not give anything by mouth to an unconscious person.

**HOTLINE NUMBER:** Have the product container or label with you when calling a poison control center or doctor, or going for treatment. In case of Medical emergencies or health and safety inquiries or in case of fire, leaking or damaged containers, information may be obtained by calling 1-888-740-8712. [For immediate safety and medical advice 24 hours a day and seven days a week, please contact ProPharma at 1-800-308-7141.]

**NOTE TO PHYSICIAN:** Contains petroleum distillate – vomiting may cause aspiration pneumonia.

**ENVIRONMENTAL HAZARDS**

Do not apply directly to water, or to areas where surface water is present or to intertidal areas below the mean high water mark. Do not contaminate water when disposing of equipment washwater or rinsate.

[For use outdoors [on patios, decks, unenclosed porches, walkways, around swimming pools and other areas] where mosquito protection is desired.]

[The claimed hours of repellency are an average based on lab testing and presume using 90% of repellent provided. The last 10% of repellent is not claimed, as repellency effectiveness may diminish with reduced wick exposure. Your repellent usage rate will vary based on the temperature and relative humidity.]

#### **DIRECTIONS FOR USE:**

It is a violation of Federal Law to use this product in a manner inconsistent with its labeling.

#### **{Directions will appear on box label for REPELLENT PODS}**

(1) Unplug the TIKI® Brand LED String Lights. [(2) For multiple TIKI® Brand LED String Lights connect end-to-end: Set the green-lighted switch closest to the power outlet to OFF. Set all the remaining green-lighted switches to ON.] (3) Unscrew the Pod cap to expose the wick. (4) Insert a Pod into each Mosquito Repellent Diffuser Shade and turn the Pod counterclockwise until fully inserted and secure. Refer to the Instruction and Use Manual for complete instructions.

#### **STORAGE AND DISPOSAL**

Do not contaminate water, food, or feed by storage and disposal of repellent unit.

**PESTICIDE STORAGE:** Store in a cool, dry place. Keep container tightly closed. Store refills out of direct sunlight.

**PESTICIDE DISPOSAL AND CONTAINER HANDLING:** Non-refillable [liquid vaporizer] [bottle] [cartridge] [container].

Do not reuse or refill this [liquid vaporizer] [bottle] [cartridge] [container]. If empty: Place in trash or offer for recycling if available. If partly filled: Use remaining product according to label directions for use or call your local solid waste agency for disposal instruction. Never place unused product down any indoor or outdoor drain.

#### **{Optional Net Contents Descriptors}**

- Box Contents – Repellent Pods
  - Mosquito Repellent [Pod] [Cartridge] [Refill Replacement]
  - Up to 200 hours [of mosquito repellency]
  - For use with [TIKI® Brand] [BiteFighter™] [LED] [String Lights]
  - [1] [2] [3] [4] Pack
  - !CAUTION READ BACK PANEL CAREFULLY
  - NET CONTENTS [3] [1] [2] [4]X 2.23 fl oz (66ml) repellent [pods] [cartridge] [refill]

#### **{Optional Non-Pesticidal Claims and Information}**

- ©2020 Lamplight Farms Incorporated
- W140 N4900 Lilly Rd. Menomonee Falls, WI 53051
- TIKI® & BITEFIGHTER™ are trademarks of Lamplight Farms Incorporated
- Customer Service: 1-888-473-1088
- For More [information] [inspiration], go to WWW.TIKIBRAND.COM
- Para ver advertencias e instrucciones completes, visite WWW.TIKIBRAND.COM
- For Information on patents go to WWW.TIKIBRAND.COM/Patents
- Silent, Invisible, Odorless, and leaves no sticky residue
- Country of Origin [Made in] [China] [THAILAND] [USA]
- Patent Pending
- Patented **(Once patent is approved the following statement will be placed on the labels)**
- Includes Replacement
- Includes Refill
- Scent-Free

{Individual Small Bottle Label - bottle will contain actual EPA establishment and registration numbers}

