
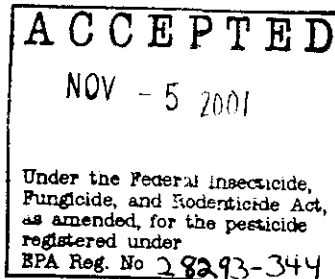
	U.S. ENVIRONMENTAL PROTECTION AGENCY Office of Pesticide Programs Registration Division (H7505C) 401 "M" St., S.W. Washington, D.C. 20460		EPA Reg. Number: 28293-344	Date of Issuance: NOV - 5 2001
	NOTICE OF PESTICIDE: <input checked="" type="checkbox"/> Registration <input type="checkbox"/> Reregistration		Term of Issuance: Conditional	
	(Under FIFRA, as amended)		Name of Pesticide Product: Unicorn Glyphosate RTU 0.75% Weed & Grass Killer	
Name and Address of Registrant (include ZIP Code): Unicorn Laboratories 12385 Automobile Blvd. Clearwater, FL 33762				
Note: Changes in labeling differing in substance from that accepted in connection with this registration must be submitted to and accepted by the Registration Division prior to use of the label in commerce. In any correspondence on this product always refer to the above EPA registration number.				
On the basis of information furnished by the registrant, the above named pesticide is hereby registered/reregistered under the Federal Insecticide, Fungicide and Rodenticide Act. Registration is in no way to be construed as an endorsement or recommendation of this product by the Agency. In order to protect health and the environment, the Administrator, on his motion, may at any time suspend or cancel the registration of a pesticide in accordance with the Act. The acceptance of any name in connection with the registration of a product under this Act is not to be construed as giving the registrant a right to exclusive use of the name or to its use if it has been covered by others.				
This product is conditionally registered in accordance with FIFRA section 3(c)(7)(A) provided that you:				
<ol style="list-style-type: none"> 1. Submit/cite all data required for registration/reregistration of your product when the Agency requires all registrants of similar products to submit such data. 2. Add the phrase "EPA Registration No. 28293-344" before you release the product for shipment. 3. Submit three (3) copies of your final printed labeling before you release the product for shipment. 				
If these conditions are not complied with, the registration will be subject to cancellation in accordance with FIFRA sec. 6(e). Your release for shipment of this product constitutes acceptance of these conditions.				
A stamped copy of the label is enclosed for your records.				
Signature of Approving Official: 			Date: 11-5-01	

Unicorn Glyphosate RTU 0.75% Weed & Grass Killer

[Optional/alternate proposed text appears in brackets [] – the final label may include some or all of the optional/alternate text]

- [Ready-to-Use]
- [No mixing required]
- [Water-based]
- [See results in 24 hours]
- [See results in days]
- [Kills weeds & grasses to the root]
- [Kills weeds & grasses down to the root]
- [For use around flowerbeds]
- [For use around trees and shrubs]
- [For use under fences]
- [Use in driveways, walkways, mulch beds, gravel and landscapes]
- [Kills] Thistle, Bindweed, Morning-glory, Dandelion [illustrations]
- [Contains glyphosate]



ACTIVE INGREDIENTS:

Glyphosate, (N-(phosphonomethyl) glycine), in the form of its isopropylamine salt.....0.75%

OTHER INGREDIENTS:99.25%

TOTAL100.00%

Acid equivalent or Glyphosate content = 0.55%

KEEP OUT OF REACH OF CHILDREN

CAUTION

READ PRECAUTIONS AND DIRECTIONS ON [BACK] [SIDE] [INSIDE] LABEL.

(or)

SEE {[BACK] [SIDE] [INSIDE] PANEL} [BOOKLET] FOR ADDITIONAL PRECAUTIONARY STATEMENTS

(or)

PEEL OPEN FOR USE DIRECTIONS AND FURTHER INFORMATION.

NET CONTENTS:

16 fl oz (1 pint) (473 mL)

20 fl oz (1 pt 4 fl oz) (591 mL)

24 fl oz (1 pt 8 fl oz) (709 mL)

32 fl oz (1 qt) (0.9 L)

48 fl oz (3 pt) (1.4 L)

64 fl oz (2 qts)(1/2 gal) (1.89 L)

96 fl oz (3 qt) (2.83 L)

128 fl oz (1 gal) (3.785 L)

170 fl oz (1.3 gal) (5 L)


256 fl oz (2 gal) (7.57 L)

320 fl oz (2.5 gal) (9.46L), , ,

EPA Reg. No. 28293-GUU

EPA Est. No. 62478-FL-1

Manufactured by:
UNICORN LABORATORIES
 12385 Automobile Blvd.
 Clearwater, FL 33762



(Optional chart – can be used on front or back panel and may appear on certain final printed labels:)

PRODUCT [USAGE] [FACTS]	
KILLS	Kills Weeds. [Kills unwanted weeds and grasses] [Kills undesirable weeds and grasses] [Eliminates nearly all common weeds, grasses and unwanted vegetation] [illustrations] [Complete kill in 1 to 2 weeks.]
[USE ON] [WHERE TO USE]	[On patios, driveways, walkways, curbs] [In flowerbeds & vegetable gardens] [Around shrubs & trees] [Along fences and foundations] [Other areas in your yard]
[HOW IT WORKS]	[Moves systemically to the roots, killing weeds by stopping the production of a substance found only in plants.] [Any product not absorbed by plants breaks down into natural materials without moving in or on the soil to untreated plants.]

PRECAUTIONARY STATEMENTS
Hazards to Humans and Domestic Animals


CAUTION

Harmful if absorbed through the skin. Causes moderate eye irritation. Avoid contact with eyes, skin or clothing. Wash thoroughly with soap and water after handling. Keep children and pets away from treated areas until spray has dried. Avoid contamination of food. Do not contaminate water supplies.

FIRST AID	
IF ON SKIN:	<ul style="list-style-type: none"> • Take off contaminated clothing. Rinse skin with plenty of water for 15–20 minutes. • Call a poison control center or doctor for treatment advice.
IF IN EYES:	<ul style="list-style-type: none"> • Hold eye open and rinse slowly and gently with water for 15 – 20 minutes. • Remove contact lenses, if present, after the first 5 minutes, then continue rinsing eye. • Call a poison control center or doctor for treatment advice.
<p>Have the product container or label with you when calling a poison control center or doctor, or going for treatment. You may also call 1-800-858-7378, National Pesticide Hot Line [or other designated medical emergency number] for emergency medical treatment information.</p>	

ENVIRONMENTAL HAZARDS

Do not apply directly to water. Do not contaminate water when disposing of equipment washwaters.



[CONSUMER INFORMATION]

[This container treats approximately:

130 weeds (16 oz) / 165 weeds (20 oz) / 200 weeds (24 oz) / 250 weeds (32 oz) / 400 weeds (48 oz) / 500 weeds (64 oz) / 800 weeds (96 oz) / 1000 weeds (128 oz) / 1300 weeds (170 oz) / 2100 weeds (256 oz) / 2600 weeds (320 oz)]

[This container covers approximately xx sq ft] [varies depending on container size]

[This product [product name] eliminates nearly all common weeds and grasses.]

[Important: This product is a non-selective herbicide and will kill all vegetation contacted. This herbicide kills unwanted plants by inhibiting the production of a substance found only in plants. It enters plants through the sprayed foliage and moves down to the roots. Avoid direct spray or drift onto desirable plants, lawn grasses, shrubs and trees. Any product not absorbed by the plant is broken down into natural materials. This product has no soil activity and thus will not affect nearby untreated plants.]

[For product information and a complete list of weeds controlled] [For more information] [For questions or comments], [call toll-free 1-800-xxx-yyyy or visit www.xxxxx.xxx.]

[WEEDS CONTROLLED]

[Annual weeds and grasses:

[Annual ryegrass, annual bluegrass, barnyardgrass, beggarweed, black medic, blue medic, blue toadflax, brassbuttons, blue mustard, brome grass, bur clover, buttercup, cheeseweed, chickweed, clover, common groundsel, common lambsquarters, common plantain, common ragweed, crabgrass, creeping beggarweed, diffuse lovegrass, dog fennel, evening primrose, false dandelion, fall panicum, fennel, fiddleneck, field pennycress, field sandbur, filaree, Florida pusley, foxtail, garden spurge, goosegrass, green foxtail, hemp sesbania, henbit, horseweed/marestail, ironweed, knotweed, lambsquarters, little bitter cress, London rocket, maiden cane, mallow, mayweed, mouseear chickweed*, oxalis*, Pennsylvania smartweed, pennywort, pigweed, prickly lettuce, prostrate spurge, puncture vine, purslane, redroot pigweed, sandspur, shepherdspurse, smartweed, smooth cat's ear, smooth pigweed, sowthistle, spotted spurge, sprangletop, spurges, tansy mustard, tansy ragwort, teaweed, Texas panicum, tumble mustard, velvetleaf, wild geranium*, witchgrass, wild mustard, yellow nutgrass, yellow oxalis] [and many other annual grasses and weeds] [controls many unwanted plants] [kills most types of weeds and grasses].

[Perennial weeds, grasses and brush [Tough weed control]:

[Alder, artichoke thistle, bahiagrass, barnyardgrass, bentgrass, Bermudagrass, blackberries, bluegrass, broadleaf plantain, brownseed paspalum, buckhorn plantain, bull thistle, Canada thistle, cattail, ceanothus, centipedegrass, cherry, cocklebur, cogongrass, common mullein, common ragweed, coralbead, coyote brush, creeping bentgrass, creeping Charlie, creeping lantana, curly dock, dallisgrass, dandelion, dewberry, dog fennel, elderberry, false dandelion, fescue species, field bindweed, guineagrass, hairy crabgrass, honeysuckle, horsenettle, horseradish, iceplant, Johnsongrass, Kentucky bluegrass, kikuyugrass, knapweed, knawel, kudzu, lantana, maiden cane, milkweed, mouseear chickweed*, multflora rose, nimblewill, nutgrass (nutsedge), oak species, oidenlandia, orchardgrass, oxalis*, pampasgrass, pennywort, perennial ryegrass, plantain, poison oak, poison ivy, poison hemlock, primrose, purple

cutweed*, purple nutsedge, quackgrass, quaking aspen, ragweed, raspberry, red clover, smooth brome grass, sourdock, sowthistle, St. Augustine grass, sumac, tall fescue, tansy ragwort, thistle, Timothy, torpedograss, trumpet creeper, vasey grass, Virginia creeper, white clover, whitetop, wild barley, wild blackberry, wild carrot, wild morning-glory, wild oats, wild sweet potato, willow, yarrow, yellow nutgrass, yellow starthistle, zoysia] [and many other perennial grasses, weeds, brush and sedges] [controls many unwanted weeds/plants] [kills most types of weeds and grasses].

[*Annual or Perennial]

DIRECTIONS FOR USE

It is a violation of Federal law to use this product in a manner inconsistent with its labeling. Read the entire panel before using this product. Use only according to label instructions.

This product is a general purpose [non-selective] weed and grass killer for control of unwanted vegetation in driveways, walkways, curbs, along fences and foundations, near trees and shrubs, flower beds, mulch beds, and other similar areas of the lawn and garden. This product is not recommended for use in lawns because lawn grasses will be killed too.

Protect desirable plants and vegetation with a piece of plastic or cardboard. If desirable plants are accidentally sprayed, wash plants with water immediately. Do not mow, cut or otherwise disturb treated vegetation for at least 7 days following application.

[When To Use] [When to Apply] [For Best Results] [For Maximum Effectiveness]

Apply to actively growing weeds, preferably before the seed heads form. It is best to apply on a warm sunny day when daytime temperatures are above 60° F and there is no rain forecasted for 24 hours. Reapply if it rains within 24 hours of application. Apply when the wind is calm. Weed control is accelerated by warm sunny weather.

[How To Use] [How to Apply] [Application Instructions]

This product [*product name*] is pre-mixed, pre-measured and ready to use. [To re-fill empty container, see **REFILLING INSTRUCTIONS**.] This product is formulated for spot treatment to individual weeds. Adjust the nozzle to make a coarse spray. (OR) [For the Pull 'N Spray™ or Fast & Easy Pressure Sprayer, adjust nozzle to deliver a narrow or wide spray appropriate for the job.] Hold sprayer about 1-2 feet from the weed. Thoroughly wet the foliage of the target weeds and grasses. Do not overspray. The weed killer moves systemically through the plant for effective control. Visible effects usually occur within 1 week on most weeds, with complete kill in 2 to 4 weeks. Hard-to-control weeds may require a second application after 4 weeks.


REPLANTING INSTRUCTIONS

Ornamentals and flowers can be re-seeded or transplanted **1 day** after application.

[REFILLING INSTRUCTIONS

(24 fl oz):

Refill empty container by adding 1 ½ cups (12 fl oz) of clean tap water. Then add 3 Tbs of **Glyphosate Concentrate 18% Weed and Grass Killer** [x fl oz of {*specific product name*}] or, 4 tsp of **Glyphosate Concentrate 27% Weed and Grass Killer** [x fl oz of {*specific product name*}]. Continue to add water slowly until full. Close container and shake to mix. Follow label directions for use. Do not reuse this container for any other product or purpose.



(32 fl oz):

Refill empty container by adding 2 cups (16 fl oz) of clean tap water. Then add 4 Tbs of **Glyphosate Concentrate 18% Weed and Grass Killer** [x fl oz of {specific product name}] or 5 tsp of **Glyphosate Concentrate 27% Weed and Grass Killer** [x fl oz of {specific product name}]. Continue to add water slowly until full. Close container and shake to mix. Follow label directions for use. Do not reuse this container for any other product or purpose.

(128 fl oz):

Refill empty container by adding 64 fl oz (1/2 gallon) of clean tap water. Then add 7 fl oz (7/8 of a cup) of **Glyphosate Concentrate 18% Weed and Grass Killer** [x fl oz of {specific product name}] or 3 fl oz (6 Tbs) of **Glyphosate Concentrate 27% Weed and Grass Killer** [x fl oz of {specific product name}]. Continue to slowly add water until full. Close container and shake to mix. Follow label directions for use. Do not reuse this container for any other product or purpose.

(170 fl oz/ Pull 'N Spray or Fast & Easy Pressure Sprayer):

Remove the pump mechanism from the empty container. Refill by adding 2 1/2 L (85 fl oz) of clean tap water. Then add 10 1/2 fl oz of **Glyphosate Concentrate 18% Weed and Grass Killer** [x fl oz of {specific product name}] or 4 1/2 fl oz of **Glyphosate Concentrate 27% Weed and Grass Killer** [x fl oz of {specific product name}]. Continue to add water slowly until full. Close container and shake to mix. Replace pump and use according to label directions.]

[Pull/Lift 'n spray™ (PNS) [illustration]

[Easy to use hand sprayer] [No more tired/achy hands caused by trigger sprayers]

[New/now fast and easy pressure/tank sprayer] [New/now PULL/LIFT 'N SPRAY]

[New larger capacity] [33% larger than one gallon container]

[Fast and easier application] [Quickly covers large areas]

[Refillable tank/container sprayer]

[Easy to use [container sprayer] [adjustable sprayer]]

[Easy to assemble and use]

[2 simple steps:

- Lift/pull up once on the T-grip/handle.
- Press/push button and start spraying.

[See back panel/label for assembly instructions.

[sticker on sprayer] [Unhook/lift up to remove sprayer. Pull [3-ft extension] cord/tubing ALL THE WAY OUT.]

[POWERFUL CONTINUOUS SPRAY IN 3 SIMPLE STEPS/ASSEMBLY INSTRUCTIONS:

- Insert white plug into [the] T-grip/handle (on cap) until it clicks.
- Slide lock to open. Lift/pull up once on T-grip/handle.
- Press/push button on spray to start spraying.]

[For our fast and easy pressure sprayer]

[THREE EASY STEPS TO USE THIS SPRAYER

1. [Graphic] Insert white plug into handle until it clicks.
2. [Graphic] Slide lock to open. Pull up once on handle.
3. [Graphic] Push button on wand to start spraying]

[Quick and easy to use] [Quick click sprayer]

[No leaks or mess] [Easy to store] [Refillable]

STORAGE AND DISPOSAL

(For refillable containers)

Storage: Use and store this product only in its original container. Store product in a secure storage area away from sources of heat or open flame. Protect product from freezing.

Disposal: Do not reuse container except for refill in accordance with refill instructions. To dispose of unused product and container, securely wrap original container in several layers of newspaper and discard in trash.

Spill or leak: In case of spill or leak, soak up with paper towels and discard in trash.

(Additional Storage directions for 24 fl oz.)

Rotate nozzle to closed position. Close nozzle on trigger sprayer.

(Additional Storage directions for Pull 'N Spray:)

Push T-grip/handle down. Slide lock to close. **DO NOT DISCONNECT PLUG FROM T-GRIP/HANDLE.** Hook sprayer back in place.

(Non-refillable container text)

Storage: Use and store this product only in its original container. Store product in a secure storage area away from sources of heat or open flame. Protect product from freezing.

Disposal: Do not reuse container. To dispose of unused product and container, securely wrap original container in several layers of newspaper and discard in trash.

Spill or leak: In case of spill or leak, soak up with paper towels and discard in trash.

Buyer assumes all risks of use, storage or handling of this product not in strict accordance with directions given herewith.

TMPull 'N Spray is a Trademark of Monsanto Company.