



U.S. ENVIRONMENTAL PROTECTION AGENCY
Office of Pesticide Programs
Registration Division, HT8000
401 "M" St., S.W.
Washington, D.C. 20460

EPA Reg. Number:

28293-340

Date of Issuance:

AUG 10 2001

NOTICE OF PESTICIDE:

 x Registration
 Reregistration

Term of Issuance:

Conditional

Name of Pesticide Product:

Unicorn Glyphosate RTU
1.92% Weed & Grass
Killer

Under FIFRA, as amended

Name and Address of Registrant (Include ZIP Code):

Unicorn Laboratories
12385 Automobile Blvd.
Clearwater, FL 33762

Note: Changes in labeling differing in substance from that accepted in connection with this registration must be submitted to and accepted by the Registration Division prior to use of the label in commerce. In any correspondence on this product always refer to the above EPA registration number.

On the basis of information furnished by the registrant, the above named pesticide is hereby registered/reregistered under the Federal Insecticide, Fungicide and Rodenticide Act.

Registration is in no way to be construed as an endorsement or recommendation of this product by the Agency. In order to protect health and the environment, the Administrator, on his own initiative, may at any time suspend or cancel the registration of a pesticide in accordance with the Act. The registrant of any name in connection with the registration of a product under this Act is not to be construed as giving the registrant a right to exclusive use of the name or to its use if it has been covered by others.

This product is conditionally registered in accordance with FIFRA section 3(c)(7)(A) provided that you:

1. Submit a revised confidential statement of formula with corrected certified limits for the active ingredient within 30 days from the date of this letter. Refer to enclosed confidential statement of formula for guidance.
2. Submit/cite all data required for registration/reregistration of your product when the Agency requires all registrants of similar products to submit such data.
3. Add the phrase "EPA Registration No. 28293-340" before you release the product for shipment.
3. Submit three (3) copies of your final printed labeling before you release the product for shipment.

If these conditions are not complied with, the registration will be subject to cancellation in accordance with FIFRA sec. 6(e). Your release for shipment of this product constitutes acceptance of these conditions.

A stamped copy of the label is enclosed for your records.

Signature of Approving Official:

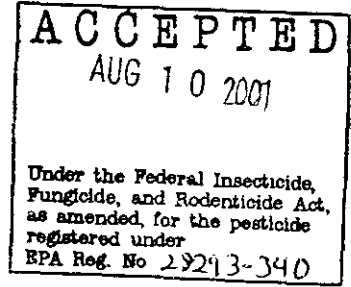
Date:

8-10-01

Unicorn Glyphosate RTU 1.92% Weed and Grass Killer

(Optional/alternate proposed text appears in brackets [] – the final label may include some or all of the optional/alternate text)

- [Ready-to-Use] [No mixing required] [Water-based]
- [Kills to the Root] [No root, no weed, no problem]
- [Kills the root so weeds don't grow back] [Kills weeds and unwanted grasses, roots and all]
- [Starts working overnight]
- [Starts working in hours]
- [Starts to kill overnight]
- [Starts to kill in/within the same day]
- [Starts to kill in hours]
- [See results in 24 hours, see results in hours]
- [Stronger formula] [New/improved formula]
- [(Now) twice as strong] [More concentrated formula]
- [Special formulation for control of hardy weeds]
- [No soil activity, must be applied to the foliage]
- [Approved for use in vegetable gardens]
- [Ideal for vegetable garden weed control]
- [Use in and around vegetable gardens]
- [Ideal for tough to reach weeds found in flower [beds] and vegetable gardens]
- [Contains glyphosate]



KEEP OUT OF REACH OF CHILDREN CAUTION

ACTIVE INGREDIENT:

Glyphosate, (N-(phosphonomethyl) glycine), in the form of its isopropylamine salt.....1.92%

OTHER INGREDIENTS: 98.08%

TOTAL 100.00%

Acid equivalent or Glyphosate content = 1.42%

READ PRECAUTIONS AND DIRECTIONS ON [BACK] [SIDE] [INSIDE] LABEL.

(or)

SEE {[BACK] [SIDE] [INSIDE] PANEL} [BOOKLET] FOR ADDITIONAL PRECAUTIONARY STATEMENTS.

(or)

PEEL OPEN FOR USE DIRECTIONS AND FURTHER INFORMATION.


NET CONTENTS:

- 16 fl oz (1 pint) (473 mL)
- 20 fl oz (1 pt 4 fl oz) (591 mL)
- 24 fl oz (1 pt 8 fl oz) (709 mL)
- 32 fl oz (1 qt) (0.9 L)
- 48 fl oz (3 pt) (1.4 L)
- 64 fl oz (2 qts)(1/2 gal) (1.89 L)
- 96 fl oz (3 qt) (2.83 L)
- 128 fl oz (1 gal) (3.785 L)
- 170 fl oz (1.3 gal) (5 L)
- 256 fl oz (2 gal) (7.57 L)
- 320 fl oz (2.5 gal) (9.46L)

EPA Reg. No. 28293-~~xxx~~ *CUN*

EPA Est. No. 62478-FL-1

Manufactured by:
UNICORN LABORATORIES
 12385 Automobile Blvd.
 Clearwater, FL 33762



(Optional chart – can be used on front or back panel and may appear on certain final printed labels:)

PRODUCT [USAGE] [FACTS]	
KILLS	Kills Weeds. [Kills unwanted weeds and grasses] [Kills undesirable weeds and grasses] [Eliminates nearly all common weeds, grasses and unwanted vegetation] [illustrations] [Complete kill in 1 to 2 weeks.]
[USE ON] [WHERE TO USE]	[On patios, driveways, walkways, curbs] [In flowerbeds & vegetable gardens] [Around shrubs & trees] [Along fences and foundations] [Other areas in your yard]
[HOW IT WORKS]	[Moves systemically to the roots, killing weeds by stopping the production of a substance found only in plants.] [Any product not absorbed by plants breaks down into natural materials without moving in or on the soil to untreated plants.]

PRECAUTIONARY STATEMENTS

Hazards to Humans and Domestic Animals

CAUTION

Harmful if absorbed through the skin. Causes moderate eye irritation. Avoid contact with eyes, skin or clothing. Wash thoroughly with soap and water after handling. Keep children and pets away from treated areas until spray has dried. Avoid contamination of food. Do not contaminate water supplies.

FIRST AID

- | | |
|--------------------|---|
| IF ON SKIN: | <ul style="list-style-type: none"> • Take off contaminated clothing. Rinse skin with plenty of water for 15–20 minutes. • Call a poison control center or doctor for treatment advice. |
| IF IN EYES: | <ul style="list-style-type: none"> • Hold eye open and rinse slowly and gently with water for 15 – 20 minutes. • Remove contact lenses, if present, after the first 5 minutes, then continue rinsing eye. • Call a poison control center or doctor for treatment advice. |

Have the product container or label with you when calling a poison control center or doctor, or going for treatment.

You may also call 1-800-858-7378, National Pesticide Hot Line [or other designated medical emergency toll free number] for emergency medical treatment information.


ENVIRONMENTAL HAZARDS

Do not apply directly to water. Do not contaminate water when disposing of equipment washwaters.

[CONSUMER INFORMATION]

[This container treats approximately:

130 weeds (16 oz) / 165 weeds (20 oz) / 200 weeds (24 oz) / 250 weeds (32 oz) /
400 weeds (48 oz) / 500 weeds (64 oz) / 800 weeds (96 oz) / 1000 weeds (128 oz) /
1300 weeds (170 oz) / 2100 weeds (256 oz) / 2600 weeds (320 oz)]



[This container covers approximately xx sq. ft.] [varies depending on container size]
(values may be reduced if large harder-to-control brush species are claimed/treated)
[This product [product name] eliminates nearly all common weeds and grasses.] [Illustrations]
[Edging around lawns] [For lawn replacement/renovation] [For garden plot preparation]

[Important: This product is a non-selective herbicide that will kill all vegetation contacted. This herbicide kills unwanted plants by inhibiting the production of a substance found only in plants. It enters plants through the sprayed foliage and moves down to the roots. Avoid direct spray or drift onto desirable plants, lawn grasses, shrubs and trees. Any product not absorbed by the plant is broken down into natural materials. This product has no soil activity and thus will not affect nearby untreated plants.]

[For product information and a complete list of weeds controlled] [For more information] [For questions or comments], [call toll-free 1-800-xxx-yyyy or visit www.xxxxx.xxx]

[WEEDS CONTROLLED]

[Annual weeds and grasses:

[Annual ryegrass, annual bluegrass, barnyardgrass, beggarweed, black medic, blue medic, blue toadflax, brassbuttons, blue mustard, bromegrass, bur clover, buttercup, cheeseweed, chickweed, clover, common groundsel, common lambsquarters, common plantain, common ragweed, crabgrass, creeping beggarweed, diffuse lovegrass, dog fennel, evening primrose, false dandelion, fall panicum, fennel, fiddleneck, field pennycress, field sandbur, filaree, Florida pusley, foxtail, garden spurge, goosegrass, green foxtail, hemp sesbania, henbit, horseweed/marestail, ironweed, knotweed, lambsquarters, little bitter cress, London rocket, maiden cane, mallow, mayweed, mouseear chickweed*, oxalis*, Pennsylvania smartweed, pennywort, pigweed, prickly lettuce, prostrate spurge, puncture vine, purslane, redroot pigweed, sandspur, shepherdspurse, smartweed, smooth cat's ear, smooth pigweed, sowthistle, spotted spurge, sprangletop, spurges, tansy mustard, tansy ragwort, teaweed, Texas panicum, tumble mustard, velvetleaf, wild geranium*, witchgrass, wild mustard, yellow nutgrass, yellow oxalis] [and many other annual grasses and weeds] [controls many unwanted plants] [kills many weeds and grasses].]

[Perennial weeds, grasses and brush:

[Alder, artichoke thistle, bahiagrass, barnyardgrass, bentgrass, Bermudagrass, blackberries, bluegrass, broadleaf plantain, brownseed paspalum, buckhorn plantain, bull thistle, Canada thistle, cattail, ceanothus, centipedegrass, cherry, cocklebur, cogongrass, common mullein, common ragweed, coralbead, coyote brush, creeping bentgrass, creeping Charlie, creeping lantana, curly dock, dallisgrass, dandelion, dewberry, dog fennel, elderberry, false dandelion, fescue species, field bindweed, guineagrass, hairy crabgrass, honeysuckle, horsenettle, horseradish, iceplant, Johnsongrass, Kentucky bluegrass, kikuyugrass, knapweed, knawel, kudzu, lantana, maiden cane, milkweed, mouseear chickweed*, multflora rose, nimblewill, nutgrass (nutsedge), oak species, oldenlandia, orchardgrass, oxalis*, pampasgrass, pennywort, perennial ryegrass, plantain, poison oak, poison ivy, poison hemlock, primrose, purple cudweed*, purple nutsedge, quackgrass, quaking aspen, ragweed, raspberry, red clover, smooth bromegrass, sourdock, sowthistle, St. Augustinegrass, sumac, tall fescue, tansy ragwort, thistle, Timothy, torpedograss, trumpetcreeper, vaseygrass, Virginia creeper, white clover, whitetop, wild barley, wild blackberry, wild carrot, wild morning-glory, wild oats, wild sweet potato, willow, yarrow, yellow nutgrass, yellow starthistle, zoysia] [and many other perennial grasses, weeds, brush and sedges] [controls many unwanted plants] [kills many weeds and grasses].]

[*Annual or Perennial]

DIRECTIONS FOR USE

It is a violation of Federal law to use this product in any manner inconsistent with its labeling. Read and follow all label instructions and precautionary statements.

This product can be used in driveways, walkways, curbs, along fences and foundations, near trees and shrubs, in flower beds, mulch beds, vegetable gardens, and other similar areas of the yard to get rid of undesirable vegetation.

Protect desirable plants and vegetation with a piece of plastic or cardboard. If desirable plants are accidentally sprayed, wash plants with water immediately. Do not mow, cut or otherwise disturb treated vegetation for at least 7 days following application.

[When to use] [When to apply]: Apply when weeds are actively growing. It is best to apply on a warm sunny day when daytime temperatures are above 60° F and no rain is forecasted for 24 hours. Re-apply if rain occurs with 24 hours after application. To avoid drift to desirable plants, apply when the air is calm.

[How to use] [Application Instructions][How to apply]: This product [*product name*] is pre-mixed, pre-measured and ready to use. [To re-fill empty container, see **REFILLING INSTRUCTIONS.**] This product is formulated for "spot" treatment of individual weeds and grasses. Adjust nozzle to make a coarse spray. (OR) [Adjust nozzle to deliver a spray pattern appropriate for the job.] (OR) [For the Pull 'N Spray™ or Fast & Easy Pressure Sprayer, adjust nozzle to deliver a narrow or wide spray appropriate for the job.]

Do not apply with galvanized or unlined steel sprayer, or through any irrigation system or sprinkling can.

Make application when the air is calm. Position the sprayer-tip approximately 1-2 feet from the target weed or plant you want to control and apply to the foliage. Thoroughly wet the foliage of the target vegetation. Do not overspray. A single application of this product controls most listed weeds. Sprayed plants begin yellowing and wilting in about 1 week, with a complete kill, including the roots, in 2 to 4 weeks. Harder-to-control weeds may require a repeat application after 4 weeks.

Not recommended for spot weed treatment in established lawns as this product kills lawn grasses too. If replacing a lawn or parts of a lawn, see **Lawn Renovation [Replacement] Recommendations** on this label.

Lawn renovation [replacement] recommendations:

Use this product to kill old lawns with an excess of undesirable weeds before planting the new lawn.

Skip a mowing before spraying.

Under dry conditions, water 2 to 3 days before application and, if necessary, 2 to 3 days after application.

If green patches remain after 7 days, reapply as a spot treatment.

Do not rake, till or otherwise disturb the soil for at least 7 days following application.

Wait 7 days after treatment to plant seed or install sod.

(Optional Text:)

[REPLANTING GUIDE

Wait the following number of days before planting in treated areas:

Ornamental flowers, trees and shrubs	1 day
Blackberry, blueberry, boysenberry, cranberry, currant, dewberry, elderberry, gooseberry, huckleberry, Loganberry, olallieberry, red raspberry and black raspberry	1 day
Artichoke (Jerusalem), beans (all), beet greens, broccoli, Brussels sprouts, cabbage (all), carrot, cauliflower, celery, chard (Swiss), chicory, collards, endive, horseradish, kale, kohlrabi, leek, lentils, lettuce, mustard greens, okra, onion, rape greens, parsley, parsnips, potato, radish, rhubarb, rutabaga, spinach, sweet potato, turnip and yams	1 day
Corn, cucumber, eggplant, garlic, gourds, melons (all), peas (all), peppers (all), pumpkin, squash (summer and winter), tomatillo, tomato (by seed) and watercress	3 days
Lawn grasses	7 days
Tomatoes from transplants and all berries, fruits, vegetables and herbs not on the previous lists	30 days]

(Optional Text:)

[HARVEST INTERVALS*

When using this product to control weeds around fruits or nuts listed below, wait the following number of days before harvesting:

Citrus (citron, grapefruit, kumquat, lemon, lime, mandarin orange, pummelo, tangelo, tangerine), guava, papaya	1 day
Nuts (almond, beechnut, Brazil nut, butternut, cashew, chestnut, filbert, hazelnut, hickory nut, macadamia, pecan, pistachio, walnut)	3 days
Apple, avocado, banana (plantains), berries (except cranberries), dates, figs, grapes, loquat, passion fruit, pear, persimmon, pomegranate and quince	14 days
Apricot, cherries, nectarine, olives, peach, plum and prunes	17 days
Cranberries	30 days

*Do not apply this product directly to fruits or nuts]

(Optional text:)

[REFILL INSTRUCTIONS

(24 fl oz):

Add 1½ cups [12 fl oz] of water [clean tap water] to this empty container [sprayer], then add 2.5 fl oz of **Glyphosate Concentrate 18% Weed and Grass Killer** [x fl oz of {specific product

name}} or 1¼ fl oz of **Glyphosate Concentrate 27% Weed and Grass Killer** [x fl oz of {specific product name}]. Continue to add water until full. Close container and shake to mix. Follow label directions for use. Do not reuse container for any other product or purpose.

(32 fl oz):

Add 2 cups [16 fl oz] of water [clean tap water] to this empty container [sprayer], then add 3.5 fl oz of **Glyphosate Concentrate 18% Weed and Grass Killer** [x fl oz of {specific product name}] or 1.5 fl oz of **Glyphosate Concentrate 27% Weed and Grass Killer** [x fl oz of {specific product name}]. Continue to add water until full. Close container and shake to mix. Follow label directions for use. Do not reuse container for any other product or purpose.

(64 fl oz):

Add 4 cups [32 fl oz] of water [clean tap water] to this empty container [sprayer], then add 7 fl oz of **Glyphosate Concentrate 18% Weed and Grass Killer** [x fl oz of {specific product name}] or 3 fl oz of **Glyphosate Concentrate 27% Weed and Grass Killer** [x fl oz of {specific product name}]. Continue to add water until full. Close container and shake to mix. Follow label directions for use. Do not reuse container for any other product or purpose.

(128 fl oz):

Add ½ gallon [64 fl oz] of water [clean tap water] to this empty container [sprayer], then add 13¾ fl oz of **Glyphosate Concentrate 18% Weed and Grass Killer** [x fl oz of {specific product name}] or 6 fl oz of **Glyphosate Concentrate 27% Weed and Grass Killer** [x fl oz of {specific product name}]. Continue to add water until full. Close container and shake to mix. Follow label directions for use. Do not reuse container for any other product or purpose.

(170 fl oz/ Pull 'N Spray or Fast & Easy Pressure Sprayer):

Remove the entire spraying system/pumping mechanism. Add 2 qt 21 fl oz [2½ L] [85 fl oz] of water [clean tap water] to this empty container [sprayer], then add 18 fl oz of **Glyphosate Concentrate 18% Weed and Grass Killer** [x fl oz of {specific product name}] or 8 fl oz of **Glyphosate Concentrate 27% Weed and Grass Killer** [x fl oz of {specific product name}]. Continue to add water until full. Close container and shake to mix. Follow label directions for use. Do not reuse container for any other product or purpose.

(256 fl oz):

Add 1 gallon [128 fl oz] of water [clean tap water] to this empty container [sprayer], then add 27½ fl oz of **Glyphosate Concentrate 18% Weed and Grass Killer** [x fl oz of {specific product name}] or 12 fl oz of **Glyphosate Concentrate 27% Weed and Grass Killer** [x fl oz of {specific product name}]. Continue to add water until full. Close container and shake to mix. Follow directions for use.]

(Optional statements for specific sprayer/container:)

[Quick-connect sprayer (QCS) [illustration]

[Easy to use sprayer] [No leaks or mess] [Easy storage (see [back] [side] [booklet] for instructions)]

- Remove sprayer. Pull cord/tubing **ALL THE WAY OUT.**
- Insert Green plug into spout (on cap) until it clicks.
- Flip up spout. Open nozzle at end of sprayer.]

[Pull/Lift 'n spray™ (PNS) [illustration]

[Easy to use hand sprayer] [No more tired/achy hands caused by trigger sprayers]

[New/now fast and easy pressure/tank sprayer] [New/now PULL/LIFT 'N SPRAY]

[New larger capacity] [33% larger than one gallon container]

[Fast and easier application] [Quickly covers large areas]

[Refillable tank/container sprayer]
[Easy to use [container sprayer] [adjustable sprayer]]
[Easy to assemble and use]
[2 simple steps:

- Lift/pull up once on the T-grip/handle.
- Press/push button and start spraying.

[See back panel/label for assembly instructions.
[sticker on sprayer] [Unhook/lift up to remove sprayer. Pull [3-ft extension] cord/tubing ALL THE WAY OUT.]

[POWERFUL CONTINUOUS SPRAY IN 3 SIMPLE STEPS/ASSEMBLY INSTRUCTIONS:

- Insert white plug into [the] T-grip/handle (on cap) until it clicks.
- Slide lock to open. Lift/pull up once on T-grip/handle.
- Press/push button on spray to start spraying.]

STORAGE AND DISPOSAL

(For refillable containers)

Storage: Use and store this product only in its original container. Store product in a secure storage area away from sources of heat open flame. Protect product from freezing.

Disposal: Do not reuse container except for refill in accordance with refill instructions. To dispose of unused product and container, securely wrap original container in several layers of newspaper and discard in trash.

Spill or leak: In case of spill or leak, soak up with paper towels and discard in trash.

(Additional Storage directions for 24 and 32 fl oz:)

Rotate nozzle to closed position. Close nozzle on trigger sprayer.

(Additional Storage directions for Quick Connect Sprayer:)

Flip down spout to close. NO NEED TO DISCONNECT TRIGGER SPRAYER. Close nozzle on trigger sprayer. Snap sprayer back in place.

(Additional Storage directions for Pull 'N Spray™:)

Push T-grip/handle down. Slide lock to close. DO NOT DISCONNECT PLUG FROM T-GRIP/HANDLE. Hook sprayer back in place.

(Non-refillable container text)

Storage: Use and store this product only in its original container. Store product in a secure storage area away from sources of heat or open flame. Protect product from freezing.

Disposal: Do not reuse container. To dispose of unused product and container, securely wrap original container in several layers of newspaper and discard in trash.

Spill or leak: In case of spill or leak, soak up with paper towels and discard in trash.

Buyer assumes all risks of use, storage or handling of this product not in strict accordance with directions given herewith.

™Pull 'N Spray is a Trademark of Monsanto Company.