
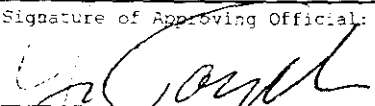


28293-339

8-8-2001

1/10

	U.S. ENVIRONMENTAL PROTECTION AGENCY Office of Pesticide Programs Registration Division (H7505C) 401 "M" St., S.W. Washington, D.C. 20460	EPA Reg. Number: 28293-339	Date of Issuance: AUG - 8 2001
		Term of Issuance: Conditional	
		Name of Pesticide Product: Unicorn Glyphosate Concentrate 18% Weed & Grass Killer	
NOTICE OF PESTICIDE: <input checked="" type="checkbox"/> Registration <input type="checkbox"/> Reregistration			
(under FIFRA, as amended)			
Name and Address of Registrant (include ZIP Code): Unicorn Laboratories 12385 Automobile Blvd. Clearwater, FL 33762			
Note: Changes in labeling differing in substance from that accepted in connection with this registration must be submitted to and accepted by the Registration Division prior to use of the label in commerce. In any correspondence on this product always refer to the above EPA registration number.			
On the basis of information furnished by the registrant, the above named pesticide is hereby registered/reregistered under the Federal Insecticide, Fungicide and Rodenticide Act. Registration is in no way to be construed as an endorsement or recommendation of this product by the Agency. In order to protect health and the environment, the Administrator, on his motion, may at any time suspend or cancel the registration of a pesticide in accordance with the Act. The acceptance of any name in connection with the registration of a product under this Act is not to be construed as giving the registrant a right to exclusive use of the name or to its use if it has been covered by others.			
This product is conditionally registered in accordance with FIFRA section 3(c)(7)(A) provided that you:			
<ol style="list-style-type: none">1. Submit a revised confidential statement of formula with corrected certified limits for the active ingredient within 30 days from the date of this letter. Refer to enclosed confidential statement of formula for guidance.2. Submit/cite all data required for registration/reregistration of your product when the Agency requires all registrants of similar products to submit such data.3. Add the phrase "EPA Registration No. 28293-339" before you release the product for shipment.3. Submit three (3) copies of your final printed labeling before you release the product for shipment.			
If these conditions are not complied with, the registration will be subject to cancellation in accordance with FIFRA sec. 6(e). Your release for shipment of this product constitutes acceptance of these conditions.			
A stamped copy of the label is enclosed for your records.			
Signature of Approving Official: 		Date: 8-8-01	

2/10

UNICORN Glyphosate Concentrate 18% Weed and Grass Killer

[Optional/Alternate proposed text appears in brackets [] – the final label may include some or all of the optional/alternate text]

[Measuring cap included] [Easy to pour spout] [Easy measure and easy pour] [Built-in measuring cap] [No odor] [Water-based formulation]

[Gets to the root and kills it dead] [Kills unwanted weeds and grasses] [Kills undesirable weeds and grasses] [No root. No weed. No problem] [Gets to the root of the problem]

[This container makes up to [42] [21] [17] [10] [5] gallons, covering up to [12,600] [6,300] [5,100] [3,000] [1,500] sq. ft.] (varies depending on container size)

[Covers up to] [300 sq. ft. per gallon of spray solution] [75 sq. ft. per quart of spray solution] [55 sq. ft. per 24 ounces of spray solution] (varies depending on container size)

[Economical] [Mix 6 to 12 tablespoons (3 - 6 oz.) per gallon of spray solution]

[Concentrated for extra value]

[Use for planting site preparation for large plantings, such as flowerbeds, fruit trees, ornamentals, vegetables, garden sites and to renovate lawns] [Can be used around small fruits and vegetables.]

[Approved for most lawn and garden uses]

[Kills weeds you don't want in the garden] [Get rid of weeds] [in flowerbeds and along fences, around trees, shrubs, driveways, walkways, in and around fences, patios, paths, sidewalk cracks, walkways and trails] [Kills 100+ Weeds] [Kills over 100 Weeds]

[Can be used for habitat restoration, controlling exotic vegetation, and for site preparation of wildlife food plots.]

[Satisfaction guaranteed or your money back with proof of purchase]

[Use to refill **Glyphosate Ready-To-Use** [specific product name] **Weed & Grass Killer**]

[General weed control] [Kills weeds and grasses in 2 to 4 weeks] [Roots and all] [Multipurpose Grass & Broadleaf Weed Control] [See results in 2 to 4 days] [May reseed or sod lawns 7 days after application]

[Ornamental gardens may be reseeded or planted 1 day after treatment]

[Product does not have residual activity in soil] [Controls existing weeds] [Not for preemergence weed control] [Not a preemergent]

[Contains glyphosate]

KEEP OUT OF REACH OF CHILDREN CAUTION

ACTIVE INGREDIENT :

Glyphosate, (N-(phosphonomethyl) glycine), in the form of its isopropylamine salt.....18.0%

OTHER INGREDIENTS.....82.0%

TOTAL.....100.0%

Acid equivalent or Glyphosate content = 13.33%

READ PRECAUTIONS AND DIRECTIONS ON [BACK] [SIDE] [INSIDE] LABEL.

or


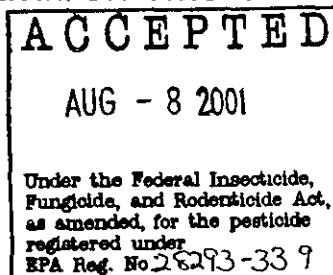
SEE {[BACK] [SIDE] [INSIDE] PANEL} [BOOKLET] FOR ADDITIONAL PRECAUTIONARY STATEMENTS.

or

PEEL OPEN FOR USE DIRECTIONS AND FURTHER INFORMATION.

EPA REG. NO. 28293-XX (18%)
EPA EST. NO: 62478-FL-1

GGO



EPA Reg. No. 28293-xxx
EPA Est No: 62478-FL-1

NET CONTENTS:

6 fl oz [177 mL]
8 fl oz [½ pt][237 mL]
16 fl oz [1 pt][473 mL]
24 fl oz [1½ pt][710 mL]
32 fl oz [1 qt][946 mL]
53.7 fl oz [0.42 gal][1.58 L]
64 fl oz [½ gal][1.89 L]
128 fl oz [1 gal][3.78 L]
320 fl oz [2½ gal][9.45 L]

Manufactured by:
Unicorn Laboratories
12385 Automobile Blvd.
Clearwater, FL 33762

PRECAUTIONARY STATEMENTS

Hazards to Humans and Domestic Animals

CAUTION: Harmful if absorbed through the skin. Causes moderate eye irritation. Avoid contact with eyes, skin or clothing. Wash thoroughly with soap and water after handling. Keep children and pets away from treated areas until spray has dried. Avoid contamination of food. Do not contaminate water supplies.

FIRST AID

- | | |
|--------------------|---|
| IF ON SKIN: | <ul style="list-style-type: none"> • Take off contaminated clothing. Rinse skin with plenty of water for 15–20 Minutes. • Call a poison control center or doctor for treatment advice. |
| IF IN EYES: | <ul style="list-style-type: none"> • Hold eye open and rinse slowly and gently with water for 15 – 20 minutes. • Remove contact lenses, if present, after the first 5 minutes, then continue rinsing eye. • Call a poison control center or doctor for treatment advice. |

Have the product container or label with you when calling a poison control center or doctor, or going for treatment.

You may also call 1-800-858-7378, National Pesticide Hot Line [or other designated emergency medical toll free number] for emergency medical treatment information.

ENVIRONMENTAL HAZARDS

Do not apply directly to water. Do not contaminate water when disposing of equipment washwaters.

[CONSUMER INFORMATION]

[This Product will treat approximately:

750 sq. ft. (approx. size of 1/3 tennis court) [½ Pint] or
1,500 sq. ft. (approx. size of 3/4 tennis court) [Pint] or
2,250 sq. ft. (approx. size of 1 tennis court) [24 oz] or
3,000 sq. ft. (approx. size of 1½ tennis courts) [Quart] or
5,100 sq. ft. (approx. size of 2½ tennis courts) [53 oz] or
6,300 sq. ft. (approx. size of 3 tennis courts) [½ gal] or
12,600 sq. ft. (approx. size of 6 tennis courts) [1 gal] or
31,500 sq. ft. (approx. size of 15 tennis courts) [2½ gal]]

[This product [product name] eliminates nearly all common weeds, grasses and unwanted vegetation.] [Illustrations]

[This product can be used in driveways, brick and gravel walkways, curbs, along fences and foundations, near trees and shrubs, in flower beds, mulch beds, vegetable gardens, fruit trees, gravel, and other similar areas of the yard to get rid of undesirable vegetation.] [For edging around lawns] [For lawn replacement/[renovation]] [For garden plot preparation] [Do not use on or around edible feed or food crops.] [This product [product name] can also be used for big jobs such as lawn renovation, vegetable and flower garden preparation.]

[Important: This product is a non-selective herbicide that will kill all vegetation contacted. This herbicide kills unwanted plants by inhibiting the production of a substance found only in plants. It enters plants through the sprayed foliage and moves down to the roots. Avoid direct spray or drift onto desirable plants, lawn grasses, shrubs and trees. Protect desirable plants and vegetation with a piece of plastic or cardboard. If desirable plants are accidentally sprayed, wash plants with water immediately. Any product not absorbed by the plant is broken down into natural materials. This product has no soil activity and thus will not affect nearby untreated plants.]

[For product information and a complete list of weeds controlled] [For more information] [For questions or comments], call toll-free 1-800-xxx-yyyy or visit www.xxxxx.xxx.]

[WEEDS AND GRASSES CONTROLLED]

[Annual weeds and grasses:

Annual ryegrass, annual bluegrass, barnyardgrass, beggarweed, black medic, blue medic, blue toadflax, brassbuttons, blue mustard, brome grass, bur clover, buttercup, cheeseweed, chickweed, clover, common groundsel, common lambsquarters, common plantain, common ragweed, crabgrass, creeping beggarweed, diffuse lovegrass, dog fennel, evening primrose, false dandelion, fall panicum, fennel, fiddleneck, field pennycress, field sandbur, filaree, Florida pusley, foxtail, garden spurge, goosegrass, green foxtail, hemp sesbania, henbit, horseweed/marestail, ironweed, knotweed, lambsquarters, little bitter cress, London rocket, maiden cane, mallow, mayweed, mouseear chickweed*, oxalis*, Pennsylvania smartweed, pennywort, pigweed, prickly lettuce, prostrate spurge, puncture vine, purslane, redroot pigweed, sandspur, shepherdspurge, smartweed, smooth cat's ear, smooth pigweed, sowthistle, spotted spurge, sprangletop, spurges, tansy mustard, tansy ragwort, teaweed, Texas panicum, tumble mustard, velvetleaf, wild geranium*, witchgrass, wild mustard, yellow nutgrass, yellow oxalis] [and many other annual grasses and weeds] [controls many unwanted plants].]

[Perennial weeds, grasses and brush:

Alder, artichoke thistle, bahiagrass, barnyardgrass, bentgrass, Bermudagrass, blackberries, bluegrass, broadleaf plantain, brownseed paspalum, buckhorn plantain, bull thistle, Canada thistle, cattail, ceanothus, centipedegrass, cherry, cocklebur, cogongrass, common mullein, common ragweed, coralbead, coyote brush, creeping bentgrass, creeping Charlie, creeping lantana, curly dock, dallisgrass, dandelion, dewberry, dog fennel, elderberry, false dandelion, fescue species, field bindweed, guineagrass, hairy crabgrass, honeysuckle, horsenettle, horseradish, iceplant, Johnsongrass, Kentucky bluegrass, kikuyugrass, knapweed, knawel, kudzu, lantana, maiden cane, milkweed, mouseear chickweed*, multiflora rose, nimblewill, nutgrass (nutsedge), oak species, oldenlandia, orchardgrass, oxalis*, pampasgrass, pennywort, perennial ryegrass, plantain, poison oak, poison ivy, poison hemlock, primrose, purple cudweed*, purple nutsedge, quackgrass, quaking aspen, ragweed, raspberry, red clover, smooth brome grass, sourdock, sowthistle, St. Augustinegrass, sumac, tall fescue, tansy ragwort, thistle, Timothy, torpedograss, trumpetcreeper, vaseygrass, Virginia creeper, white clover, whitetop, wild barley, wild blackberry, wild carrot, wild morning-glory, wild oats, wild sweet potato, willow, yarrow, yellow nutgrass, yellow starthistle, zoysia [and many other perennial grasses, weeds, brush and sedges] [controls many unwanted weeds/plants].]

*Annual or Perennial]

[Optional chart – can be used on front or back panel of label – may appear on certain final printed labels]

PRODUCT [USAGE] [FACTS]	
KILLS	Kills Weeds. [Kills unwanted weeds and grasses] [Kills undesirable weeds and grasses.] [Eliminates nearly all common weeds, grasses and unwanted vegetation] [illustrations] [Complete kill in 2 weeks including root]
[USE ON] [Where to Use]	[Driveways, walkways, curbs, patios] [Around fruits, trees, shrubs, flowers, vegetable gardens] [Along fences and foundations] [For [large][big] areas] – [For lawn replacement] [For garden plot preparation] [For lawn renovation]
AMOUNT TO USE	[For Best Results:] 6 fl oz (12 Tbs) per gallon water for 300 sq. ft. [For easy to kill weeds such as seedling weeds [crabgrass], [chickweed], [plantain] and [spurge] use 3 fl oz (6 Tbs) per gallon of water for each 300 sq. ft.]
[HOW IT WORKS]	[Moves systemically to the roots, killing weeds by stopping the production of a substance found only in plants.] [Any product not absorbed by plants breaks down into natural materials without moving in or on the soil to untreated plants.]

DIRECTIONS FOR USE

It is a violation of Federal law to use this product in a manner inconsistent with its labeling. [Read entire label before use] [Use only according to label directions observing all precautions]

Amount to use: For best results use 6 fl oz (12 Tbs) per gallon of water.

[Alternate mixing instruction table for smaller label]

MIXING INSTRUCTIONS
For plastic, aluminum or stainless steel tank sprayers: Add 6 fl oz (12 Tbs) of this product [product name] per gallon of water for hard to control weeds and lawn renovation. Add 3 fl oz (6 Tbs) for general weed control. Covers 300 sq ft or can be used as a spot treatment.
Ortho® Dial 'n Spray: To sprayer jar add 6 fl oz per each 300 sq ft. Do not add water. Set dial to 5 oz and spray evenly over measured area.

1 tablespoon (Tbs) = 3 teaspoons (tsp) 1 fl oz = 2 Tbs

[For easy to kill weeds such as crabgrass, chickweed, plantain and spurge use 3 fl oz (6 Tbs) per gallons of water for each 300 sq ft]

[For easy to kill weeds such as seedling weeds use 3 fl oz (6 Tbs) per gallon of water for each 300 sq ft]

[How to use] [How to apply] [Application instructions]:

Apply to evenly and thoroughly wet weeds and grasses.

Important: Avoid direct spray or drift onto desirable plants, lawn grasses, shrubs and trees.

Protect desirable plants and vegetation with a piece of plastic or cardboard. If desirable plants are accidentally sprayed, wash plants with water immediately.

Do not mow, cut or otherwise disturb treated vegetation for at least 7 days following application.

Do not apply with galvanized or unlined steel sprayer, or through any irrigation system or sprinkling can.

[If weed is taller than 5 ft. or is climbing a shrub or tree, cut weed at base and spray its regrowth.]
 [This product is formulated for "spot" treatment of individual weeds and grasses or for treatment of large areas as instructed on this label [see specific site areas below].

[Use a tank-type sprayer with a coarse spray nozzle for spot treatments. Use the ORTHO Dial 'n Spray or other hose-end sprayer to treat large areas such as for lawn renovation or to prepare sites for planting flower beds or vegetable gardens.]

To apply this product use [any of] the following equipment:

- [Plastic, aluminum or stainless steel tank sprayer]
- [ORTHO Dial 'N Spray®]
- [ORTHO Spray-Ette®]
- [A hose-end sprayer recommended for weed killers]
- [Hand-trigger pump sprayer]

[One gallon [of finished spray] [diluted product] [spray mix] treats over 300 sq ft.]

[Determine the correct amount of this product [product name] and water to add to sprayer from the directions below.]

[Cleaning application equipment:]

To clean sprayer after use, rinse spray equipment thoroughly and flush all sprayer components with water 3 times after use. Spray rinse water on bare soil or gravel surface. Do not apply rinse water to treated weeds. Only after a very thorough cleaning, can the sprayer or spray equipment be used for application of other products.

[or]

To clean sprayer after use, triple rinse sprayer and all sprayer parts with water. Spray rinse water on bare soil or gravel. After thorough cleaning, sprayer can be used for other products.]

[When to use] [When to apply]:

Apply to actively growing weeds, preferably before the seed heads form. It's best to apply on a warm sunny day when daytime temperatures are above 60° F and no rain is forecasted. Weed control is accelerated by warm sunny weather. Apply when the wind is calm. Reapply if it rains within 24 hours of application. Hard-to-control weeds may require a second application if not completely dead in 4 weeks.

[Where to use] [Use sites] [Use situations]:

General weed control: Use [along] [near] fences, [in] paths, patios, sidewalks, curbs and driveways, around ornamental trees, shrubs, flower beds and plantings, around buildings. Controls weeds in brick and gravel walks. Use for trimming and edging landscapes. NOT recommended for spot weed treatment in lawns, since this product kills all green plants, including lawn grasses. If replacing a lawn or parts of a lawn, see **For lawn renovation/[replacement]** recommendations on this label.

Spot treatments: Spray directly on actively growing weeds in and around flower beds, ornamental trees, fruit and nut trees, grapevines, shrubs, fences, driveways and walkways. Do not spray fruit and nut trees or grapevines directly.

Landscapes: For use in preparing areas for planting of ornamentals, trees, shrubs, desert landscapes, rock gardens, flower beds or similar plantings. Treated areas can be replanted 1 day after treatment.

Wildlife areas site preparation: Use this product [product name] to prepare areas for planting wildlife food plots. Exotic or undesirable plants can be controlled with this product to allow for planting or recovery of native plant species. Spot treatments may be directed to selectively remove unwanted plants. Avoid spray drift to desirable plants.

To control brush: Apply to green and actively growing brush. For plants taller than 5 feet, cut them back and spray the regrowth. Fall applications to brush may delay control to the following season. A second application may be required on hard-to-control species such as blackberry, kudzu, or poison oak.

Stump treatment: Stumps can be treated to prevent regrowth. For best results, treat when the vegetation is actively growing and within a few minutes of being cut down. Cut the stump close to the soil surface. Make 4-5 nail holes in the stump and flood the stump with undiluted product. This procedure will control or suppress many types of woody brush and trees, such as alder, bluegum eucalyptus, madrone, oak, giant reed, saltcedar, sweetgum, and tanoak.

To kill vines: If vine is growing up a pole, fence or mature tree trunk, cut vine to a height of 3 to 4 feet and spray to thoroughly cover remaining vine. If vine is climbing a shrub or immature (green) tree trunk, to avoid damage to these plants, cut vine at base and spray its regrowth. Shield shrub and green trunk from spray drift with a sheet of plastic or cardboard.

For lawn renovation/[replacement]: Use this product to remove the undesired lawn and kill weeds and grasses. For best results, apply in spring or fall, when daytime temperatures are at least 60° F. If the lawn is dry, water lawn every other day for a week before applying this product. Do not mow for 7 days before or after treatment.

Use 6 fl oz per gallon of water for each 300 sq ft of area to be treated.

After 7 days, prepare the soil for planting by raking or rototilling the lawn.

Rake up and remove loosened thatch or debris. Mix in starter fertilizer and soil amendments, if needed. Level the soil. Apply seed according to directions on seed package, or install sod.

Grass seed must have good contact with soil to germinate and grow.

Keep area moist for 2 weeks to establish new lawn, then water as needed.

When to Replant

Ornamentals and flowers: Re-seed or replant 1 day after application.

Vegetables: Wait 3 days before planting or transplanting the vegetables listed below:

Beans	Corn	lentils	Pumpkin
beet greens	Crenshaw melon	lettuce	Radish
broccoli	Cucumber	mango melon	Rhubarb
brussels sprouts	Eggplant	melons	rutabaga
cabbage	Endive	muskmelon	spinach
cantaloupe	Garlic	mustard greens	summer squash
carrot	Gourds	okra	sweet potato
cauliflower	Honeydew melon	onion	tomatillo
casaba	Honey ball melon	rape greens	tomato*
melon	Horseradish	parsley	turnip
celery	Jerusalem artichoke	parsnips	watercress
chard (Swiss)	Kale	peas	watermelon
chicory	Kohlrabi	pepper	winter squash
collards	Leek	Persian melon	yams
		Potato	

*Tomatoes planted from seed only. Wait 30 days for transplants. For vegetables not listed or for tomato transplants, wait 30 days after spraying.

Small fruits and berries: Blackberry, black raspberry, blueberry, boysenberry, currant, dewberry, elderberry, gooseberry, huckleberry, loganberry, olallieberry, and red raspberry may be planted by seed, rooted cutting, or transplant 7 days after spraying this product. Wait **30 days** after application before planting of all other small fruits and berries.

Fruit trees, nut trees, caneberries or grapevines: If this product is used to control weeds around fruit or nut trees, caneberries or grapevines, wait **21 days** before harvesting and eating the fruits or nuts.

[Alternate replanting instructions]

[Replanting] [When to replant]

- All ornamental flowers, trees and shrubs may be planted **1 day** after application.
- The following fruits, vegetables and herbs may be planted **3 days** after application: beans, beet greens, broccoli, Brussels sprouts, cabbage, carrot, cauliflower, celery, chard (Swiss), chicory, collards, corn, cucumber, eggplant, endive, garlic, gourds, horseradish, Jerusalem artichoke, kale, kohlrabi, leek, lentils, lettuce, melons, mustard greens, okra, onion, rape greens, parsley, parsnips, peas, pepper, potato, pumpkin, radish, rhubarb, rutabaga, spinach, squash, sweet potato, tomatillo, tomato (by seed only), turnip, watercress & yams
- Turf grasses and the following berries may be planted **7 days** after application: blackberry, black raspberry, blueberry, boysenberry, currant, dewberry, elderberry, gooseberry, huckleberry, loganberry, olallieberry and red raspberry. [raspberry (black and red)]
- Tomatoes from transplant and fruits, vegetables and herbs not listed may be planted **30 days** after treatment/[application].

[Directions if container has a measuring cap:]

Measuring cap:

To open, squeeze the sides at the points indicated while unscrewing. The measuring cap has [four] or [n] levels marked inside. Use the following table and the measuring cap to determine the amount of this product to mix. Close cap tightly after use. No need to rinse cap.

Level 1 = 1 teaspoon (tsp)

Level 4 = 2 fl oz (4 Tbs)

Level 2 = 1 Tablespoon (Tbs) = 3 tsp

Level n = n fl oz

Level 3 = 1 fl oz (2 Tbs)

[Note to reviewer: The measuring cap may have more than 4 levels or at different intervals than noted above. If necessary, additional levels will be mentioned with appropriate conversions]

APPLICATOR	MIXING INSTRUCTIONS		AREA TO TREAT
	General Weed Control Annuals	Tough Weed Control Perennials or Brush or Lawn Renovation	
Standard Tank Sprayer	Fill cap to Level 3 three times (6 Tbs) [or equivalent depending on cap size]. Add to 1 gallon of water	Fill cap to Level 4 three times (12 Tbs) [or equivalent depending on cap size]. Add to 1 gallon of water.	300 sq ft (30 ft x 10 ft)
ORTHO Dial 'n Spray Hose-End sprayer	Fill cap to level 3 three times (6 Tbs) [or equivalent depending on cap size] and add to sprayer jar. DO NOT ADD WATER. Set dial to 3 oz and spray.	Fill cap to level 4 three times (12 Tbs) [or equivalent depending on cap size] and add to sprayer jar. DO NOT ADD WATER. Set dial to 5 oz and spray.	300 sq ft (30 ft x 10 ft)

ORTHO Spray-Ette	Fill cap to Level 4 six times (12 oz) [or equivalent depending on cap size] and add to sprayer jar. Fill to the 4 gallon mark and spray.	Fill cap to Level 4 ten times (20 oz) [or equivalent depending on cap size] and add to sprayer jar. Fill to the 4 gallon mark and spray.	1200 sq ft (30 ft x 40 ft)
Hand trigger sprayers 24 oz.	Fill cap to Level 1 four times (4 tsp) [or equivalent depending on cap size]. Add to 24 oz of water	Fill cap to Level 2 three times (3 Tbs) [or equivalent depending on cap size]. Add to 24 oz of water.	Use for spot treatments or apply to single weeds

[Directions for use when measuring cap packaging is not used]

Use the following table to determine the amount of this product [product name] to mix with water. Close cap tightly after use. No need to rinse cap.

1 teaspoon (tsp.)

1 fl oz = 2 Tbs

1 tablespoon (Tbs) = 3 tsp

2 fl oz = 4 Tbs

APPLICATOR	MIXING INSTRUCTIONS		AREA TO TREAT
	General Weed Control Annuals	Tough Weed Control Perennials or Brush or Lawn Renovation	
Tank Sprayer	Use 3 oz (6 Tbs) this product in 1 gal of water	Use 6 oz. (12 Tbs) this product in 1 gal of water.	300 sq ft (30 ft x 10 ft)
ORTHO Dial 'n Spray Hose-End sprayer	Add 3 oz (6 Tbs) this product to sprayer jar. DO NOT ADD WATER. Set dial to 3 oz and spray.	Add 6 oz. (12 Tbs) this product to sprayer jar. DO NOT ADD WATER. Set dial to 5 oz and spray.	300 sq ft (30 ft x 10 ft)
ORTHO Spray-Ette	Add 12 oz this product to sprayer jar. Fill to the 4 gallon mark and spray.	Add 20 oz. this product to sprayer jar. Fill to the 4 gallon mark and spray.	1200 sq. ft. (30 ft x 40 ft)
Hand trigger sprayers	Use 4 tsp in 24 oz of water.	Use 3 Tbs in 24 oz of water.	Use for spot treatments or apply to single weeds

Refill: This product can be used to refill **Glyphosate Ready-To-Use [specific product name] Weed & Grass Killer**, following mixing directions on the label.

[Use the mixed solution within 2 weeks.] [For best results after mixing with water, use within 2 weeks.]

[Optional Text to be used only for 6 oz container use]

Mix with water to make one gallon of spray.

6 oz in one gallon of water covers up to 300 sq ft.

To refill 1 gallon **Glyphosate Ready-to-Use [specific product name] Weed and Grass Killer**, add entire contents [6 fl oz] to empty container, then slowly add 1 gallon of water [clean tap water]. For use directions, see the **Glyphosate Ready-to-Use [specific product name] Weed and Grass Killer** label.

10/10

STORAGE AND DISPOSAL

Storage: Use and store this product only in its original container. Store product in a secure storage area away from sources of heat or open flame. Protect product from freezing.

Disposal: Do not reuse container. To dispose of unused product and container, securely wrap original container in several layers of newspaper and discard in trash.

Spill or leak: In case of spill or leak, soak up with paper towels and discard in trash.

Notice: Buyer assumes all responsibility for safety and use not in accordance with directions.

®ORTHO, ORTHO Dial 'n Spray, and ORTHO Spray-Ette are registered trademarks of The Scotts Company.