

28293-271

8-15-2003

11/18

Please read instructions on reverse before completing form.

Form Approved, OMB No. 2070-0080

	United States Environmental Protection Agency Washington, DC 20460	<input type="checkbox"/> Registration	OPP Identifier Number 291647
		<input type="checkbox"/> Amendment	
		<input checked="" type="checkbox"/> Other Notification	

Application for Pesticide - Section I

1. Company/Product Number Unicorn Laboratories 28293-271	2. EPA Product Manager LaRocca	3. Proposed Classification <input type="checkbox"/> None <input type="checkbox"/> Restricted
4. Company/Product (Name) Unicorn 2.5% Permethrin Concentrate/Repellent	PM# 13	
5. Name and Address of Applicant (Include ZIP Code) Unicorn Laboratories 12385 Automobile Blvd. Clearwater, FL 33762 <input type="checkbox"/> Check if this is a new address	6. Expedited Review. In accordance with FIFRA Section 3(c)(3) (b)(i), my product is similar or identical in composition and labeling to: EPA Reg. No. _____ Product Name _____	

Section - II

<input type="checkbox"/> Amendment - Explain below.	<input type="checkbox"/> Final printed labels in response to Agency letter dated _____	NOTIFICATION AUG 15 2003
<input type="checkbox"/> Resubmission in response to Agency letter dated _____	<input type="checkbox"/> "Me Too" Application.	
<input checked="" type="checkbox"/> Notification - Explain below. Multipack - No change to container packaging or labeling	<input type="checkbox"/> Other - Explain below.	

Explanation: Use additional page(s) if necessary. (For section I and Section II.)
 This notification is consistent with the provision of PR Notice 98-10 and EPA regulations at 40 CFR 152.46, and no other changes have been made to the label or the confidential statement of formula of this product. I understand that it is a violation of 18 U.S.C. Section 1001 to willfully make any false statements to EPA. I further understand that if this notification is not consistent with the terms of PRN 98-10 and 40 CFR 152-46, this product may be in violation of FIFRA and I may be subject to enforcement action and penalties under Section 12 & 14 of FIFRA.
 Attached are 3 copies of our computer label (1 highlighted) to reflect multipack box verbiage.

Section - III

1. Material This Product Will Be Packaged In:				2. Type of Container	
Child-Resistant Packaging <input type="checkbox"/> Yes* <input type="checkbox"/> No	Unit Packaging <input type="checkbox"/> Yes <input type="checkbox"/> No	Water Soluble Packaging <input type="checkbox"/> Yes <input type="checkbox"/> No	If "Yes" Unit Packaging wgt. No. per container		<input type="checkbox"/> Metal <input type="checkbox"/> Plastic <input type="checkbox"/> Glass <input type="checkbox"/> Paper <input type="checkbox"/> Other (Specify) _____
* Certification must be submitted		If "Yes" Package wgt. No. per container			
3. Location of Net Contents Information <input type="checkbox"/> Label <input type="checkbox"/> Container		4. Size(s) Retail Container		5. Location of Label Directions <input type="checkbox"/> On Label <input type="checkbox"/> On Labeling accompanying product	
6. Manner in Which Label is Affixed to Product <input type="checkbox"/> Lithograph <input type="checkbox"/> Paper glued <input type="checkbox"/> Stenciled			<input type="checkbox"/> Other _____		

Section - IV

1. Contact Point (Complete items directly below for identification of individual to be contacted, if necessary, to process this application.)		
Name Barbara J. Varner	Title Director/Regulatory	Telephone No. (Include Area Code) (727) 578-4545
Certification I certify that the statements I have made on this form and all attachments thereto are true, accurate and complete. I acknowledge that any knowingly false or misleading statement may be punishable by fine or imprisonment or both under applicable law.		6. Date Application Received (Stamped)
2. Signature 	3. Title Director/Regulatory	
4. Typed Name Barbara J. Varner	5. Date 6/18/03	

Pre Strike™

Pre Strike

...including those which may transmit West Nile virus

MOSQUITO VALUE PACK!

Pre Strike Outdoor Fogger

Highly Effective Against Mosquitoes, Bees, Wasps & Many Other Pests
Quick Knockdown
Sprays Up To 15 Feet
Treats Up To 10,000 sq. ft.

Highly Effective Against Mosquitoes, Bees, Wasps & Many Other Pests
Quick Knockdown
Sprays Up To 15 Feet
Treats Up To 10,000 sq. ft.

NOTIFICATION
UG 1 5 2003

Pre Strike Yard & Garden Spray

Up To 4 Weeks Control

Kills & Repels: Mosquitoes, Ticks, Fleas, Cats, Chickens & Other Lizard Insects
Treats Up To 3,000 sq. ft.
For Use On Lawns, Trees, Shrubs, Buses & Flowers
For Use Around Blackberries, Raspberries, Blueberries

Outdoor Fogger

Highly Effective Against Mosquitoes, Bees, Wasps & Many Other Pests
Quick Knockdown
Sprays Up To 15 Feet
Treats Up To 10,000 sq. ft.

Yard & Garden Spray

Up To 4 Weeks Control
Kills & Repels Mosquitoes, Ticks, Fleas, Cats, Chickens & Other Lizard Insects
Treats Up To 3,000 sq. ft.
For Use On Lawns, Trees, Shrubs, Buses & Flowers
For Use Around Blackberries, Raspberries, Blueberries

CAUTION

CAUTION

For Use Around Blackberries, Raspberries, Blueberries

For Use Around Blackberries, Raspberries, Blueberries

Enhancement - Front

2/18

PreStrike Yard & Garden Spray

To kill adult mosquitoes use PreStrike Yard & Garden Spray. Kills mosquitoes on contact, and is most effective when used together with a larvicide.

With its garden hose attachment, PreStrike makes yard spray application easy. Contains a long lasting water-based insecticide, which provides contact and residual control for up to 4 weeks.

Treatment Areas:

- Lawns
- Trees
- Shrubs
- Roses
- Flowers

Treats up to 5,000 sq. ft.

For use around residential (home) areas only

Up to 4 weeks control

Always shake well before using.

**KEEP OUT OF REACH
OF CHILDREN
CAUTION**

FPA Reg. No. 28293-271-2724
EPA Est. No. 62478-FL-1

EPA Est. No.: 2724-TX-1

PreStrike Outdoor Fogger

Apply as a residual spray to outside surfaces on buildings where insects tend to congregate. Spray areas include (but are not limited to) screens, window frames, eaves, porches, patios, garages, and refuse dumps.

Direct spray toward bushes or grass from at least 4 to 6 feet away.

For best results, spray when air is calm. Allow a few minutes for product to take effect. Spray with wind if breeze is blowing.

Highly effective against:

- Mosquitoes
- Bees
- Wasps
- & Many other pests

Quick knockdown

Sprays up to 15 feet away

Treats up to 10,000 sq. ft.

**KEEP OUT OF REACH
OF CHILDREN
CAUTION**

EPA Reg. No. 11715-325-2724
EPA EST. NO. 11715-TN-1



PreStrike A Mosquito Larvicide

Kills Mosquitoes before they hatch...including those which may transmit West Nile virus.

Mosquitoes are not only a nuisance; they can transmit diseases that are a serious health threat to people and pets. With just one bite, mosquitoes can transmit West Nile virus and other viruses that can cause encephalitis.

They can also transmit heartworm disease to dogs and cats.

Treatment Areas:

- Birdbaths
- Flower Pots
- Water Gardens
- Urns
- Rain Barrels
- Roof Gutters
- Ornamental Fountains & Other Water-Holding Receptacles

Treats over 8,700 sq. ft.
21 day protection

When used as directed, Pre-Strike will not adversely affect humans, animals, fish or vegetation.

**KEEP OUT OF REACH
OF CHILDREN
CAUTION**

EPA Reg. No. 2724-451
EPA Est. No. 2724-TX-1

OTIFICATION
G 1 5 2003

MOSQUITO
VALUE
PACK!

PreStrike™

Pre Strike

MOSQUITO
VALUE
PACK!

Pre Strike

PreStrike
A Mosquito Larvicide

Kills mosquitoes before they hatch, including those which lay eggs in water. Use in ponds, lakes, streams, and other bodies of water. Kills larvae before they hatch. Kills larvae before they hatch. Kills larvae before they hatch.

- Fish ponds
- Small streams
- Ponds
- Small streams
- Ponds
- Small streams
- Ponds
- Small streams
- Ponds
- Small streams

KEEP OUT OF REACH OF CHILDREN
CAUTION
EPA Reg. No. 272-344

EPA Est. No. 272-344

PreStrike
Outdoor Fogger

Kills mosquitoes before they hatch, including those which lay eggs in water. Use in ponds, lakes, streams, and other bodies of water. Kills larvae before they hatch. Kills larvae before they hatch. Kills larvae before they hatch.

- Fish ponds
- Small streams
- Ponds
- Small streams
- Ponds
- Small streams
- Ponds
- Small streams
- Ponds
- Small streams

KEEP OUT OF REACH OF CHILDREN
CAUTION
EPA Reg. No. 272-344



PreStrike
Yard & Garden Spray

Kills mosquitoes before they hatch, including those which lay eggs in water. Use in ponds, lakes, streams, and other bodies of water. Kills larvae before they hatch. Kills larvae before they hatch. Kills larvae before they hatch.

- Fish ponds
- Small streams
- Ponds
- Small streams
- Ponds
- Small streams
- Ponds
- Small streams
- Ponds
- Small streams

KEEP OUT OF REACH OF CHILDREN
CAUTION
EPA Reg. No. 272-344

Interview

5/18

Unicorn 2.5% Permethrin Concentrate /Repellent

For Use Around Residential (Home) Areas Only (editors note: [] brackets indicate alternate/optional text. See additional on last page of label)

- Up to 4 Week Control [• Kills [Controls] Mosquitoes, Fleas, Ticks and Ants]
 - Water Based [• [Also] Kills Japanese Beetles, [Mosquitoes], [Fire Ants] and many other insects]
 - Kills and Repels [• Kills Wood Infesting Insects]
 - Kills [Deer] Ticks that [which] may carry Lyme Disease [• Kills Carpenter Bees & Beetles]
 - [Also] Stop[s] Bugs in Your [Also Use on] • Lawns • [Trees & Shrubs] [• Roses & Flowers] [• Fruits & Nuts] [• Vegetables] [• Gardens]
 - [• Kills Termites, Carpenter Ants, Carpenter Bees, Powderpost Beetles and other listed insects]
 - [• Treat outside surfaces of buildings, porches, wooden decks, patios, fences, foundations, wood piles and tree stumps (editors note: for final printed labels with wood infesting insects directions)]
 - Spray Around Yard Perimeter • 32 oz. Treats Up to 5,000 Square Feet
 - Hose End Use - Always Shake Well Before Using • Kills 60+ Insects
- Contains Permethrin, a long lasting insecticide which provides contact and residual control for up to 4 weeks of many hard-to-kill sucking and chewing insects.

[PRODUCT USAGE [FACTS] [QUICK FACTS]

KILLS: [Ants,] Aphids, Beetles, [Chinch Bugs, Crickets, Japanese Beetles,] [Cutworms,] [Earwigs,] [Fleas,] [Japanese Beetle Grubs,] Mealybugs, [Mites,] [Mole Crickets,] [Mosquitoes,] [Sod Webworms,] Spider Mites, [Tent Caterpillars,] [Ticks,] Whiteflies and many other[s] [garden [nuisance] pests] [more insects] as listed. [Also kills wood-infesting insects including Termites and Carpenter Ants. (editors note: for final printed labels with wood infesting insects directions)]

USE ON [WHERE TO USE]: Fruits [Fruit Trees], Vegetables, Roses, Flowers, Lawns, Trees and Shrubs, [Flowers] [and as a residual spray to outside surfaces of buildings, foundations, porches, patios, window frames, and other areas where pests congregate.] [Outdoors around the home]

AMOUNT TO USE: See detailed instructions inside label. [Roses, Flowers, Trees, Shrubs, Fruits, Vegetables: 1-3 fl.oz. per gallon of water] [Lawns: 2-6 fl.oz. per 1,000 sq.ft.] [Nuisance pests: 6 2/3 oz. per 400 linear ft. by 6 inch spray band] [See directions for specific application rates.]

[PRODUCT FACTS [QUICK FACTS]

- KILLS • Lawn Pests:** Chinch bugs, Cutworms, Mole Crickets, Japanese Beetle Grubs & Sod Webworms
- Tree, Shrub & Flower pests: Aphids, Beetles, Tent caterpillars, Mealybugs, Mites, Whiteflies & other garden pests
 - Nuisance Pests (outdoors): Ants, Earwigs, Fleas, Mosquitoes and other nuisance pests
- WHERE TO USE • On Roses, Flowers, Trees, Shrubs & Lawns**
- Outdoors around the home]

(Optional text below in italics can be used for final printed labels with wood infesting insects directions)

[PRODUCT USAGE [QUICK FACTS]

KILLS: *Termites (including dry wood termites), Carpenter Ants, Carpenter Bees, Powderpost Beetles and other wood infesting pests.*

USE ON: *Outside surfaces of buildings, porches, wooden decks and patios, wooden fences, window frames, doorways, foundations, eaves, patios, garages, wood piles, tree stumps and other areas where you may find these pests.*

AMOUNT TO USE: *Mix 10 fl. oz. with 1 gallon of water to treat 100 sq. ft.]*

(Optional text below in italics used when packaged in a hose-end applicator container only.)

PRODUCT USAGE [QUICK FACTS]

KILLS : *Ants, Chinch Bugs, Crickets, Japanese Beetles, Mosquitoes, Ticks, Whiteflies, and many other insects as listed [other listed insects].*

USE ON: *Lawns, Trees, Shrubs, Roses, Flowers, and as a residual spray to outside surfaces of buildings, porches, patios, window frames, and other areas where pests congregate.*

AMOUNT TO USE: *No mixing required. Connect to hose and spray. [Ready to use Hose-End Spray]*

ACTIVE INGREDIENT:

Permethrin*.....	2.5%
INERT INGREDIENTS:.....	97.5%
	100.0%

* Cis/trans isomer ratio: Min. 35% (+) cis, Max. 65% (+) trans


NOTIFICATION

AUG 15 2003

KEEP OUT OF REACH OF CHILDREN CAUTION

See Side/Back Label Panel for Additional Precautionary Statements

NET CONTENTS:
Manufactured By:
Unicorn Laboratories
12385 Automobile Blvd.
Clearwater, Florida 33762



6/18

PRECAUTIONARY STATEMENTS


Hazards to Humans and Domestic Animals

CAUTION: May be harmful if swallowed or absorbed through skin. Avoid breathing spray mist. Avoid contact with skin, eyes or clothing. Wash thoroughly with soap and water after handling.

FIRST AID	
If swallowed	<ul style="list-style-type: none"> • Call poison control center or doctor immediately for treatment advice. • Have person sip a glass of water if able to swallow. • Do not induce vomiting unless told to do so by the poison control center or doctor. • Do not give anything by mouth to an unconscious person.
If on skin or clothing	<ul style="list-style-type: none"> • Take off contaminated clothing. • Rinse skin immediately with plenty of water for 15-20 minutes. • Call a poison control center or doctor for treatment advice.
If in eyes	<ul style="list-style-type: none"> • Hold eye open and rinse slowly and gently with water for 15-20 minutes. Remove contact lenses, if present, after the first 5 minutes, then continue rinsing. • Call a poison control center or doctor for treatment advice.
If inhaled	<ul style="list-style-type: none"> • Move person to fresh air. • If person is not breathing, call 911 or an ambulance, then give artificial respiration, preferably mouth-to-mouth if possible. • Call a poison control center or doctor for further treatment advice.
Have the product container or label with you when calling a poison control center or doctor, or going for treatment.	

Environmental Hazards

This pesticide is extremely toxic to fish. Do not apply directly to water. Drifts and runoff from treated areas may be hazardous to aquatic organisms in treated areas. Do not contaminate water when disposing of equipment washwaters. This product is highly toxic to bees exposed to direct treatment on blooming crops or weeds. Do not apply this product or allow it to drift to blooming crops or weeds while bees are actively visiting the treatment area.



7/18

STORAGE AND DISPOSAL

STORAGE: Store in a cool, dry area away from heat or open flame.

DISPOSAL: **If empty** – Do not reuse this container. Place in trash or offer for recycling if available. **If partly filled** – Call your local solid waste agency or 1-800-CLEANUP for disposal instructions. Never place unused product down any indoor or outdoor drain.

DIRECTIONS FOR USE

It is a violation of Federal law to use this product in a manner inconsistent with its labeling.

This product kills troublesome outdoor insects which destroy lawns, roses, flowers, trees and shrubs: Ants, Bagworms, Aphids, Borers, Armyworms, Chinch Bugs, Inchworms, Spider mites, Green fruitworms, Beetles, Fleas, Cicadas, Thrips, Leafhoppers, Cutworms, Sod webworms, Leafrollers, Whiteflies, Moths, Weevils.

Also kills Alfalfa loopers, Brown dog ticks, Budworms, Cabbageworms, Citrus black flies, Cluster flies, Codling moths, Corn earworms, Crickets, Earwigs, Elm spanworms, Fall cankerworms, Gnats, Grasshoppers, House flies, Japanese beetles, Leafminers, Lone star ticks, Lygus bugs, Mealybugs, Millipedes, Mole crickets, Mosquitoes, Navy orangeworms, Scales, Sowbugs (pillbugs), Spring cankerworms, Tent caterpillars, Ticks including Deer tick (which may carry Lyme disease) Tobacco budworms and many others.

THREE EASY STEPS TO MIX AND APPLY:


Step #1: For lawns and vegetables, measure the area to be sprayed. Calculate square feet by multiplying length by width. For all other applications, apply as a thorough cover spray.

Step #2: Use a clean sprayer. Carefully measure and mix the amount of concentrate and water as directed.

Step #3: Spray as directed. Thorough coverage is important. Flush sprayer with clean water after each use. **Make applications when insects first appear.** Repeat applications as directed. See directions for complete insect list.

Use dilution rates as indicated. 1 fl. oz. = 6 tsp. or 2 Tbsp; 8 fl. oz. = ½ pint or 1 cup.

Food utensils such as teaspoons or measuring cups should not be used for food purposes after use with insecticides.



NUISANCE PESTS IN OUTDOOR AREAS

TREATMENT AREAS	PESTS [Controlled]	REMARKS [How to Use][General Directions]	USE RATE
Outside surfaces Of buildings	Ants (including foraging fire ants), Chiggers, Clover mites, Crickets, Earwigs, Millipedes, Sowbugs (pillbugs), Mosquitoes	To help prevent infestation of buildings, treat the building foundation to a height of 2 to 3 feet, where pests are active and may find entrance. Also, apply as a residual spray to outside surfaces of building, including porches, screens, window frames, eaves, patios, garages, refuse dumps and other areas where these pests congregate or have been seen. Repeat treatment as needed to maintain effectiveness.	6 2/3 fl. oz. in 1 quart of water, treating 400 linear feet with a 6-inch spray band
Other outdoor areas	Ants (including foraging fire ants), Chiggers, Crickets, Earwigs, Fleas, Lone star ticks, Ticks, including Deer tick (which may carry Lyme disease)	For treatment of localized infestations of these insects in areas where there are weeds or bushy non-crop areas, spray infested areas thoroughly. For Ants , thoroughly wet hills and runways. Repeat application as reinfestation occurs.	
	Cluster flies, Flying moths, Gnats, House Flies, Mosquitoes	For use only as an aid in reducing annoyance from these insects. Spray outside surfaces of screens, doors, window frames or wherever these insects may enter the room. Also treat surfaces around light fixtures on porches, in garages and other places where these insects alight or congregate. Repeat as necessary.	
	Tent caterpillars	Application should be made when caterpillars are young and tents are first noticed. For best results, apply in the late afternoon or evening, when caterpillars have returned to their tents. Wet tents with spray on all sides. A few caterpillars may be seen escaping from the tent, however, they should die within several hours.	

Do not spray animals. People and pets should not be allowed in treated areas until spray has dried.

WOOD-INFESTING INSECTS INCLUDING TERMITES (OUTDOOR USE):**

WOOD INFESTING INSECTS INCLUDING TERMITES: For Beetles (Furniture, Deathwatch, False powderpost, Longhorned, Powderpost), Carpenter ants (and other wood-infesting ants), Carpenter bees and Termites (for localized control only) (including dry-wood termites):

Treat outside surfaces of building, porches, wooden decks and patios, wooden fences, window frames, doorways, foundations, eaves, patios, garages, garage areas and other areas where you may find these pests.

9/18

Mix 10 fl. oz. with 1 gallon of water to treat 100 sq. ft. Spray infested surfaces until thoroughly wet, avoiding dripping and runoff. Apply evenly on wood surfaces. To treat small areas, apply by brushing or spraying the diluted spray. For large areas, use a coarse, low-pressure spray. Repeat treatment as needed to maintain effectiveness. Do not spray into electrical outlets or utilities.

Spray infested areas and areas likely to be infested, such as wood surfaces, voids and channels in damaged wood, spaces between wooden parts of a structure, and between wood and foundations where infestation is likely to occur, also around fenceposts, wood piles (do not use on firewood) and tree stumps.

Suitable protective clothing should be worn in confined or overhead areas to prevent exposure to eyes and skin. The use of gloves and footwear, a long-sleeved shirt and long pants or coveralls are recommended. Do not permit contact with treated surfaces until spray has dried. Treated confined areas, such as detached garages, under porches and decks, should be ventilated during and immediately following application before the areas are re-occupied.

For carpenter ants, spray around doors and windows and other places where ants may enter or crawl and hide. Also treat cracks and crevices or openings into wall voids or other areas where these ants may be present.

For carpenter bees, spray or inject into holes and tunnels already made by the bees with a tank sprayer, and spray areas where they are beginning to build tunnels into the wood.

For termites** (including dry-wood termites): treat as for other wood-infesting insects. This product will kill workers and winged reproductive forms of termites in the treated areas. Re-treat as needed to maintain effectiveness. For localized control only. For active infestations get a professional inspection.

**** USE OF THIS TYPE OF PRODUCT TO CONTROL (KILL) TERMITES SHOULD NOT BE CONSIDERED A SUBSTITUTE FOR SOIL TREATMENT OF SUBTERRANEAN TERMITES DONE BY A PROFESSIONAL PEST CONTROL OPERATOR.**

10/18

HOME LAWNS

TREATMENT AREAS [Plants]	PESTS [Controlled]	REMARKS [How to Use] [General Directions]	USE RATE
Bent, Bermuda, Bluegrass, Dichondra, Fescue, Irish Moss, Merion, St. Augustine	Armyworms, Brown dog ticks, Chiggers, Chinch bugs, Cutworms, Fleas, Japanese beetle grubs, Mole crickets, Mosquitoes, Sod webworms, Ticks, including Deer Tick (which may carry Lyme disease)	Thoroughly wet down grass a few hours before applying. Home lawns should be no taller than 3 inches at time of application. Slightly more water may be used as long as the amount of product per area is as listed below. For heavy infestations, repeat application after 2 weeks.	6 fl. oz. in 10 gals. of water to cover 1,000 sq. ft.
	Ants (including foraging fire ants), Crickets, Grasshoppers		2 fl. oz. in 3 gallons of water to cover 1,000 sq. ft.
Bent, Bermuda, Bluegrass, Dichondra, Fescue, Irish Moss, Merion, St. Augustine	Fire ants (mound treatment)	Apply 1 gallon of solution as a gentle rain to each fire ant mound using a sprinkler can. Thoroughly wet the mound and surrounding area to a 4 foot diameter. For best results, apply in cool weather, 65°-80°F, or in early morning or late evening hours. Treat new mounds as they appear. Do not disturb the mound prior to treatment. If possible, treat all mounds in the vicinity, and treat all colonies which may not as yet have constructed a mound. Larger quantities of solution can be prepared for multiple mound treatments. Equipment to deliver the diluted product as a gentle rain at the rate of 1 gallon per mound is still required. Do not use equipment that produces a pressurized spray as pressurized sprays may disturb fire ants and cause migration, reducing product effectiveness.	6 fl. oz. in 1 gallon of water to treat one mound

11/18

TREES & SHRUBS

TREATMENT AREAS [Plants]	PESTS [Controlled]	REMARKS [How to Use] [General Directions]	USE RATE
Arizona cypress, Azalea, Birch, Cherry, Non-bearing citrus, Conifers, Elm, English ivy, Euonymus, Weeping fig, Fir, Honeysuckle, Lilac, Mock-orange, Oak, Palm, Philodendron, Pine, Poinsettia, Tulip, Poplar, Rhododendron, Taxus	Aphids, Bagworms, Cicadas, Exposed thrips, Fall cankerworms, Inchworms, Leafminers, Leafrollers, Mealybugs, Spider mites, Whiteflies	Apply as a thorough spray, wetting leaves and branches to the dripping point. Try to penetrate dense foliage. Spray in the late afternoon or evening, when the temperature ranges from 50° to 75° F and when there is little or no wind. Spray at the first sign of insects. Repeat as necessary; use intervals of 4-8 days. Application can be made up to the day of collection.	1 fl. oz. in 1 gallon of water
Cherry, Honeysuckle	Fall webworms		
Conifers	Budworms		
Elm	Elm leaf beetles, Elm spanworms, Fall webworms		
Douglas and Grand firs	Tussock moths		
Non-bearing citrus	Citrus black flies		
Oak	Oakworms		
Pine	Pine beetles, Pine moths, Pine needleminers, Needle scales		

ROSES & FLOWERS

TREATMENT AREAS [Plants]	PESTS [Controlled]	REMARKS [How to Use] [General Directions]	USE RATE
Ageratum, Aster, Azalea, Begonia, Coleus, Common ninebark and snowberry, Exacum, Gladiolus, Gold bells, Hypoestes, Ivy, Lilac, Marigold, Mock-orange, Nannyberry, Orchid, Pansy, Pea shrub, Petunia, Poinsettia, Rhododendron, Rose, Snapdragon, Zinnia	Aphids, Bagworms, Cicadas, Exposed thrips, Fall cankerworms, Fall webworms, Inchworms, Leafminers, Leafrollers, Mealybugs, Spider mites, Whiteflies	Apply as a thorough spray, wetting the plants to the dripping point. Try to hit underside of leaves and penetrate dense foliage. Spray in the later afternoon or evening, when the temperature ranges from 50° to 75° F and when there is little or no wind. Spray at the first sign of insects. Repeat as necessary; use intervals of 4-8 days. Application can be made up to the day of collection.	1 fl. oz. in 1 gallon of water

12/18

FRUIT & NUT TREES

TREATMENT AREAS [Plants]	PESTS [Controlled]	REMARKS [How to Use] [General Directions]	USE RATE
Almonds	Navel orangeworms, Peach twig borers	Apply when insects appear. Wet the plants to the dripping point. Try to hit underside of leaves and penetrate dense foliage. Do not make more than 2 applications during hull split and 5 applications per season. Can be applied up to 7 days prior to harvest.	2 fl. oz. in 1 gallon water
Apples	Green fruitworms, Leafrollers (Oblique-banded; Redbanded), Plum curculio, Rosy apple aphids, Spotted tentiform leafminers, Tarnished plant bugs, White apple leafhoppers	Apply when insects appear. Wet the plants to the dripping point. Try to hit underside of leaves and penetrate dense foliage. Repeat as required to maintain control. Do not make more than 3 applications. Do not apply after petal fall.	
Peaches	Borers (Lesser peachtree, Peach twig), Green fruitworms, Plum curculio, Oriental fruit moths, Tarnished plant bugs	Apply when insects appear. Wet the plants to the dripping point. Try to hit underside of leaves and penetrate dense foliage. Do not apply within 7 days of harvest. Do not make more than 8 applications per season.	
Pears	Pear psylla	Apply when insects appear. Wet the plants to the dripping point. Try to hit underside of leaves and penetrate dense foliage. Apply during the dormant through delayed dormant growth period only. Do not make more than 2 applications per season.	
Pears (summer)	Codling moths, Green fruitworms, Pear psylla	Apply when insects appear. Wet the plants to the dripping point. Try to hit underside of leaves and penetrate dense foliage. Do not make more than 3 applications per season. Can be applied up to 14 days prior to harvest.	

13/18

VEGETABLES

TREATMENT AREAS [Plants]	PESTS [Controlled]	REMARKS [How to Use] [General Directions]	USE RATE
Asparagus (pre-harvest)	Asparagus beetles, Cutworms	Apply for uniform coverage as needed. Do not make more than 4 applications per crop. Can be applied up to 3 days prior to harvest.	1½ fl. oz. in 1 gallon of water to cover 1000 sq. ft.
Asparagus (post-harvest)	Beetles (Adult Japanese, Larval stages of asparagus), Lygus bugs, Tarnished plant bugs	Treat ferns or bush growth after spear harvest when insects are present.	
Celery	Armyworms (beet, Fall, Southern), Cabbage loopers, Cutworms (black, granulate), Vegetable leafminers	Apply every 3-5 days or as needed. Can be applied up to 3 days prior to harvest. Do not make more than 10 applications per season.	
Broccoli, Brussels sprouts, Cabbage, Cauliflower	Beet armyworms, Cabbage aphids and loopers, Diamondback moths, Imported cabbageworms	Apply every 5 days or as needed. Can be applied up to 1 day prior to harvest. Do not make more than 8 applications on Cauliflower, Brussels Sprouts, and Broccoli and 10 applications on Cabbage.	1 fl. oz. in 1 gallon of water to cover 1,000 sq. ft.
Eggplant	Colorado Potato beetles, Vegetable leafminers	Apply for uniform coverage as needed. Do not exceed 16 applications. Can be applied up to 3 days prior to harvest.	3 fl. oz. in 1 gallon of water to cover 1,000 sq. ft.
Horseradish (foliar application)	Imported crucifer weevils	Apply as needed. Do not exceed 3 foliar applications. Can be applied up to 22 days prior to harvest.	
Head lettuce	Corn earworms, Beet armyworms, Loopers (Alfalfa, Cabbage), Tobacco budworms	Apply every 5-10 days as needed. Do not make more than 10 applications per season. Can be applied up to 1 day prior to harvest.	2 fl. oz. in 1 gallon of water to cover 1,000 sq. ft.
Potatoes	Beetles (Colorado potato, Potato flea), Beet armyworms, Cabbage loopers, Cutworms, European corn borers, Leafhoppers (Aster, Potato), Potato aphids, Potato psyllids, Potato tuberworms, Tarnished plant bugs	Apply as needed. Do not make more than 12 applications. Can be applied up to 7 days prior to harvest.	1½ fl. oz. in 1 gallon of water to cover 1,000 sq. ft.
Peppers	Cabbage loopers, Corn earworms, European corn borers, Flea beetles, Pepper weevils, Vegetable leafminers	Apply as needed, but not more than 8 applications per season. Can be applied up to 3 days prior to harvest.	2 fl. oz. in 1 gallon of water to cover 1,000 sq. ft.

14/18

TREATMENT AREAS [Plants]	PESTS [Controlled]	REMARKS [How to Use] [General Directions]	USE RATE
Spinach	Beet armyworms, Cabbage loopers, Corn earworms, Cutworms, European corn borers, Green cloverworms, Leafhoppers	Apply for uniform coverage when needed, but not more than 7 applications per season. Can be applied up to 7 days prior to harvest.	1½ fl. oz. in 1 gallon of water to cover 1,000 sq. ft.
Sweet corn	Armyworms (Fall, Southern), Corn earworms, European corn borers	Apply every 5 days and when needed, but not more than 6 applications per season. Can be applied up to 1 day prior to harvest.	
Tomatoes (Do not apply on Cherry Tomatoes and varieties yielding tomatoes less than one inch in diameter)	Armyworms (Beet, Southern), Cabbage loopers, Colorado potato beetles, Granulate cutworms, Hornworms, Tomato fruitworms, Tomato pinworms	Apply as needed. Do not make more than 6 applications per season. Can be applied up to day of harvest.	1 ½ fl. oz. in 1 gallon of water to cover 1,000 sq. ft.

ORNAMENTAL HOUSE PLANTS

INDOORS: To protect plants in home greenhouses, lathhouses, and indoor landscapes

TREATMENT AREAS [Plants]	PESTS [Controlled]	REMARKS [How to Use] [General Directions]	USE RATE
Ageratum, Ardisia, Aster, Azalea, Baby's breath, Begonia, Birdsnest fern, Bleeding heart, Carnation, Chrysanthemum, Coleus, Crown of thorns, Cockscomb, Cyclamen, Dracaena, Dumbcane, English ivy, Fuchsia, Gladiolus, Grape ivy, Hypoestes, Ivy, Juniper, Lily, Marigold, Orchid, Palm, Pansy, Peperomia, Petunia, Philodendron, Piggy-back plant, Poinsettia, Portulaca, Pothos, Prayer plant, Purple passion, Rabbits foot fern, Rose, Schefflera, Snapdragon, Snake plant, Statice, Velvet plant, Verbena, Zinnia	Aphids, Armyworms, Corn earworms, Exposed thrips, Fall cankerworms, Inchworms, Japanese beetles, Leafminers, Leafrollers, Mealybugs, Scales, Spider mites, Spring cankerworms, Whiteflies	Contact and residual spray. Use sufficient spray to obtain full coverage of all foliage. Adjust spray volume used to plant size. Spray directly on insects. If application is to be made indoors, remove infested plants from living areas prior to application. Spray plants in an area not likely to be occupied by people or pets (particularly fish). When leaves dry, plants can be returned to original location. Do not use more product than recommended, as this may cause some plant injury. Use with care on ferns, palms and fuchsia. As with all plants listed above, especially carnations, chrysanthemums and roses, there exists a wide variety of species and cultivars, and, therefore, a wide variety of susceptibility to injury. To ascertain possible phytotoxicity, spray a few plants as described above, wait 24 hours, and check for possible injury. Repeat applications may be necessary to control citrus blackflies on non-bearing citrus and adult Japanese beetles on roses.	1 fl. oz. in 1 gallon of water
Chrysanthemums	Armyworms, Cabbageworms, Cutworms, Leafrollers		
Velvet plants	Fungus gnats		

HOSE END SPRAYER: Easy to Use. For Application to Lawns, Outdoor Ornamentals, Outside Surfaces of Buildings, and Other Outdoor Residential Areas. 32 oz. Treats Up to 5,000 Square Feet

1. Make sure Knob is twisted fully clockwise to OFF position. Shake well before attaching to hose.
2. Turn Product Control Button clockwise until the flat portion is flush with the lock tab, then push button all the way in. Avoid squeezing bottle.
3. Turn water on at faucet, aim nozzle toward lawn and turn Knob counterclockwise to begin spraying.
4. When finished push Product Control Button to OFF position from opposite side. Return Knob and faucet to OFF position. Discharge water pressure by turning Knob ON and OFF again. Turn Product Control Button counterclockwise away from lock tab to prevent accidental discharge. Store out of reach of children.

(Alternate Hose End Sprayer Directions – Used in accordance with type of Hose End packaged)

HOSE END SPRAYER: Easy to Use. For Application to Lawns, Outdoor Ornamentals, Outside Surfaces of Buildings, and Other Outdoor Residential Areas.

32 oz. Treats Up to 5,000 Square Feet

[Snap off tab on top of sprayer before first use.] [Editor Note: when using K1 hose end]

1. Make sure knob Control lever is in the OFF position. Shake well and attach to hose.
2. Turn water on at faucet, aim nozzle toward lawn and turn knob Control lever to ON to begin spraying.
3. When finished turn Control lever to OFF position. Turn faucet to OFF Position. Discharge residual water pressure by turning ON and OFF again. Store out of reach of children.

(Alternate Hose End Sprayer Directions – Use in accordance with type of Hose End packaged)

HOSE END SPRAYER: Easy to Use. For Application to Lawns, Outdoor Ornamentals, Outside Surfaces of Buildings, and Other Outdoor Residential Areas.

32 oz. Treats Up to 5,000 Square Feet

INSTRUCTIONS

1. Make sure [white] Water [Control] Valve [on top of bottle] is in the OFF or back position and the red Product Mixing Valve is [pointed] in the CLOSED or upright position.
2. Shake the product well and firmly attach to garden hose.
3. Turn water on at faucet and aim nozzle toward lawn. To begin water flow, turn [white] Water Valve ON by pushing forward. To begin spraying mixture, rotate [red] Product Mixing Valve OPEN by turning it ¼ of a turn counter clockwise.
4. Walk at a steady pace spraying in a side to side arc slightly overlapping treated areas. [Refer to graduated side of container to guide coverage.]
5. To stop spraying, turn the [red] Product Mixing Valve to the CLOSED or upright position and return the [white] Water Valve to the OFF or back position.
6. For product storage, both valves should be in the CLOSED/OFF position.

16/18

(Editors Note: The following two sets of alternate hose end sprayer directions are for specific customer packaging and used only by that customer on their final printed labels.)

(Alternate Hose End Sprayer Directions – Use in accordance with type of Hose End packaged)

[FOR USE WITH THE Lock 'N Spray® SYSTEM

Lock 'N Spray makes lawn and garden care easy. Simply attach this cartridge to the Lock 'N Spray sprayer (sold separately). Eliminates mixing, measuring and messy clean up. Automatically mixes the right amount of product and water.]

HOW TO USE THE Lock 'N Spray® SYSTEM	
CONNECT	Connect sprayer to hose.
	Attach cartridge to sprayer. Turn cartridge until it clicks into place.
SPRAY	To begin spraying, rotate sprayer nozzle tip to direct spray up or down, or remove for a 20 to 25 ft. jet spray. Turn on water and squeeze trigger.
FINISH	• To stop spraying, release trigger, unlock cartridge and remove from sprayer. (No need to turn off water.)
	• To clean sprayer, flush with water, squeezing and releasing trigger in 2 short bursts. Turn off water.
	• To disconnect sprayer, relieve water pressure by squeezing trigger.
Cartridge reseals itself automatically – No spills, no leaks!	

(Alternate Hose End Sprayer Directions – Use in accordance with type of Hose End packaged)

[HOW TO USE THE Ready-Spray® SYSTEM

CONNECT:

1. Shake well before using.
2. Connect sprayer to hose. Be sure larger green ON/OFF switch located at hose end is set to "OFF"
3. Turn on water.
4. Activate smaller green switch at sprayer opening to "OPEN" position. (Coin or key may be needed to activate switch.)

SPRAY:

1. To begin spraying, point nozzle in the direction you want to spray.
2. Turn larger green ON/OFF switch at hose end counterclockwise to on position.
3. Spray evenly over measured area.

FINISH:

1. To stop spraying, turn larger green ON/OFF switch clockwise to "OFF".
2. Deactivate smaller green switch at sprayer opening to "CLOSED" position.
3. Turn off water.
4. Relieve water pressure by turning larger green ON/OFF switch counterclockwise to on position until water slows to a drip. Then, turn same ON/OFF switch back to "OFF".
5. Disconnect sprayer from hose.

NOTICE: Buyer assumes all responsibility for safety and use not in accordance with directions.

17/18

[Marketing Verbiage as used on outside of Multipack – Customer, Distributor, Product Specific packaged with Fogger & Larvicide

To kill adult mosquitoes use PreStrike Yard & Garden Spray. Kills mosquitoes on contact, and is most effective when used together with a larvicide.

With its garden hose attachment, PreStrike makes yard spray application easy. Contains a long lasting waterbased insecticide, which provides contact and residual control for up to 4 weeks.

Treatment Areas:

- Lawns
- Trees
- Shrubs
- Roses
- Flowers]

18/18



August 1, 2003

George T. LaRocca (PM 13)
Insecticide Branch
Registration Division (7504C) (NOTIF)
U. S. EPA
Room 266A, Crystal Mall 2
1921 Jefferson Davis Highway
Arlington, VA 22202

**Subject: Notification for Unicorn 2.5% Permethrin
Concentrate/Repellent, EPA Reg. No. 28293-271
Multipack**

Dear Mr. LaRocca:

We are submitting notification of Multipack packaging under PR-Notice 98-10. There is no change to the individually packaged container, application or use directions, etc. as contained on the current EPA approved label. The box text for this product has been included in this notification and the following are submitted:

- EPA Form 8570-1
- Three copies of current label with one highlighting box text specific wording.
- Exhibit of multipack, overview, front and back of box, which is customer/distributor product specific.
- Stamped self-addressed postcard for notification confirmation.

If you have any questions or require additional information, please contact me.

Sincerely,

Barbara J. Varner
Director, Regulatory & Compliance

Enclosures

Cc: Nancy Huebl/Wellmark