

28293-261

11/13/2009

1/8



UNITED STATES ENVIRONMENTAL PROTECTION AGENCY
WASHINGTON, D.C. 20460

OFFICE OF
PREVENTION, PESTICIDES AND
TOXIC SUBSTANCES

Rebecca M. Horton
Consultant for Phaeton Corporation
Phaeton Corporation
P.O. Box 290
Madison, GA 30650

NOV 13 2009

Subject: Label Notification(s) for Pesticide Registration Notice 2008-1, 2007-4, and 98-10
1. Added optional marketing statements
2. Updated company name

Dear Ms. Horton:

The Agency is in receipt of your Application(s) for Pesticide Notification under Pesticide Registration Notice (PRN) 2008-1, 2007-4, and 98-10 dated October 20, 2009 for:

EPA Registration 28293-261 Unicorn .25 Permethrin WB

The Registration Division (RD) has conducted a review of this request for applicability under PRN 2008-1, 2007-4, and 98-10 and finds that the label change(s) requested falls within the scope of PRN 2008-1, 2007-4, and 98-10. The label has been date-stamped "Notification" and will be placed in our records.

Please be reminded that 40 CFR Part 156.140(a)(4) requires that a batch code, lot number, or other code identifying the batch of the pesticide distributed and sold be placed on nonrefillable containers. The code may appear either on the label (and can be added by non-notification/PR Notice 98-10) or durably marked on the container itself.

If you have any questions, please contact me directly at 703-305-6249 or Nicole Williams of my staff at 703-308-5551.

Sincerely,

Linda Arrington
Notifications & Minor Formulations Team Leader
Registration Division (7505P)
Office of Pesticide Programs



United States
Environmental Protection Agency
Washington, DC 20460

Registration
 Amendment
 Other

OPP Identifier Number

Application for Pesticide - Section I

1. Company/Product Number 28293-261	2. EPA Product Manager Gebken	3. Proposed Classification <input checked="" type="checkbox"/> None <input type="checkbox"/> Restricted
4. Company/Product (Name) UNICORN .25 Permethrin WB	PM# Team 13	
5. Name and Address of Applicant (Include ZIP Code) Phaeton Corporation P.O. Box 290, Madison, GA 30650 <input type="checkbox"/> Check if this is a new address	6. Expedited Review. In accordance with FIFRA Section 3(c)(3) (b)(i), my product is similar or identical in composition and labeling to: EPA Reg. No. _____ Product Name _____	

Section - II

<input type="checkbox"/> Amendment - Explain below.	<input type="checkbox"/> Final printed labels in response to Agency letter dated _____
<input type="checkbox"/> Resubmission in response to Agency letter dated _____	<input type="checkbox"/> "Me Too" Application.
<input checked="" type="checkbox"/> Notification - Explain below.	<input type="checkbox"/> Other - Explain below.

NOTIFICATION

NOV 13 2009

Explanation: Use additional page(s) if necessary. (For section I and Section II.)

NOTIFICATION of: (1) Label Change per PR Notice 2007-4; (2) PR Notice 2008-1; (3) to update company name of record as currently listed for basic registrant; (4) add optional marketing statements consistent with currently approved label use.

This notification is consistent with the provisions of PR Notice 2008-1, PR Notice 2007-4 and PR Notice 98-10 and the requirements of EPA regulations at 40 CFR 156.10, 156.80, 156.140, 156.144, 156.146 and 156.156. No other changes have been made to the labeling or the Confidential Statement of Formula for this product. Phaeton Corporation understands that it is a violation of 18 U.S.C. Sec. 1001 to willfully make any false statement to EPA, and further understands that if the amended label is not consistent with the requirements of 40 CFR 156.10, 156.140, 156.144, 156.146 and 156.156, this product may be in violation of FIFRA and Phaeton Corporation may be subject to enforcement action and penalties under sections 12 and 14 of FIFRA.

Section - III

1. Material This Product Will Be Packaged In:				2. Type of Container	
Child-Resistant Packaging <input type="checkbox"/> Yes <input checked="" type="checkbox"/> No	Unit Packaging <input type="checkbox"/> Yes <input checked="" type="checkbox"/> No	Water Soluble Packaging <input type="checkbox"/> Yes <input checked="" type="checkbox"/> No		<input type="checkbox"/> Metal	<input checked="" type="checkbox"/> Plastic
				<input type="checkbox"/> Glass	<input type="checkbox"/> Paper
* Notification must be submitted		If "Yes" Unit Packaging wgt.	No. per container	If "Yes" Package wgt.	No. per container
3. Location of Net Contents Information <input checked="" type="checkbox"/> Label <input type="checkbox"/> Container		4. Size(s) Retail Container PT/QT/1/2GAL/1GAL/5GAL		5. Location of Label Directions <input checked="" type="checkbox"/> on label	
6. Manner in Which Label is Affixed to Product <input checked="" type="checkbox"/> Lithograph <input checked="" type="checkbox"/> Paper glued <input checked="" type="checkbox"/> Stenciled			<input type="checkbox"/> Other _____		

Section - IV

1. Contact Point (Complete items directly below for identification of individual to be contacted, if necessary, to process this application)		
Name Rebecca M. Horton	Title Consultant/Agent	Telephone No. (include Area Code) 540-375-8826
Certification I certify that the statements I have made on this form and all attachments thereto are true, accurate and complete. I acknowledge that any knowingly false or misleading statement may be punishable by fine or imprisonment or both under applicable law.		6. Date Application Received (Stamped)
2. Signature <i>Rebecca M Horton</i>	3. Title Consultant/Agent	
4. Typed Name Rebecca M. Horton	5. Date Oct. 20, 2009	

phone 540.375.8826
fax 540.375.8827

Document Processing Desk (NOTIF)
Office of Pesticide Programs/Registration Division (7504P)
U.S. Environmental Protection Agency
Ariel Rios Building
1200 Pennsylvania Ave., NW
Washington, DC 20460

Re: Notification: EPA Reg. No. 28293-261 .25 Permethrin WB

Attn: Linda Arrington, Team Leader
Notifications & Minor Formulations


On behalf of Phaeton Corporation of Madison, Georgia, enclosed is notification of the following label changes for the above pesticide product:

- 1) revised Storage/Disposal text per PR Notice 2007-4;
- 2) revised Environmental Hazards text per PR Notice 2008-1;
- 3) addition of optional marketing statements consistent with currently approved label use patterns/claims (page 1)
- 4) updated company name of record for registrant

The following documents are enclosed:

- 1) EPA Form 8570-1, Application for Pesticide – Notification (2 copies)
- 2) Copy of the revised label with areas of revision highlighted in blue.


Best regards,



Rebecca M. Horton
Consultant/Agent for
PHAETON CORPORATION
e-mail: hortonb@ntelos.net

/bmh

Enclosures



Established
1996

Mailing address:
P.O. Box 1019, Salem, VA 24153

u
1/8

UNICORN

.25 PERMETHRIN WB

- ◆ For Domestic Use both Indoors and Outdoors
- ◆ A Ready-To-Use Stable Emulsion Insecticide
- ◆ Provides 180 Day (6 Months) Control of Roaches, including the German and American Cockroach.
 - ◆ For Control of Fleas, Brown Dog Ticks and Lice on Premises and on Dogs
- ◆ Controls Fleas and Ticks on Dogs for 14 Days
 - ◆ For Control of Pests on Livestock
- ◆ Quick-Kill Formula ◆ Long Lasting Control ◆ Kills Hidden Bugs
- ◆ Water Base ◆ 6 Month Roach Control ◆ Kills Ants, Roaches, Spiders, Silverfish & Fleas
- ◆ Indoor Plus Outdoor ◆ Indoor and Outdoor Use ◆ Outdoor and Indoor insect killer
- ◆ Kills bugs outside so they can't come inside

NOTIFICATION

NOV 13 2009

Use Indoors - Spray hiding places, cracks and crevices.

Use Outdoors- Treat around windows, doors, porches, screens, patios and garages.

Product Usage: Kills nuisance insects (as listed on the label) in and around the home, fleas and ticks on dogs.

Use on: In cracks and crevices where insects hide, around windows and doors, where insects enter the home.

Amount to Use: Ready to use, no mixing required.

ACTIVE INGREDIENT:

Permethrin * 0.25%

INERT INGREDIENTS: 99.75%

Total: 100.00%

*Cis/trans ratio: Min. 35% (±) cis, Max. 65% (±) trans


KEEP OUT OF REACH OF CHILDREN

CAUTION

See side/back panel for Additional Precautionary Statements.

NET CONTENTS:

Manufactured by:
 Phaeton Corporation
 P.O. Box 290
 Madison, GA 30650
 (706) 342-1234



EPA EST. NO. 62478-FL-1A
44616-MO-1B

Subscriber use: first letter
of run code on container.

5/8

◆ READ ENTIRE LABEL BEFORE EACH USE.

◆ FOR PET USE - USE ONLY ON DOGS.

PRECAUTIONARY STATEMENTS

Hazards to Humans & Domestic Animals

CAUTION: Wash thoroughly after handling and before smoking or eating. Avoid contamination of feed and foodstuffs. Remove pets and birds and cover fish aquaria before surface applications. Do not use on humans. Do not allow children or pets to contact treated areas until surfaces are dry. Sensitivities may occur after using **ANY** pesticide product for pets. If signs of sensitivity occur bathe your pet with mild soap and rinse with large amounts of water. If signs continue, consult a veterinarian immediately.

FIRST AID	
IF IN EYES	<ul style="list-style-type: none"> • Hold eye open and rinse slowly and gently with water for 15-20 minutes. Remove contact lenses, if present, after the first 5 minutes, then continue rinsing eye. • Call a poison control center or doctor for treatment advice.
IF ON SKIN OR CLOTHING	<ul style="list-style-type: none"> • Take off contaminated clothing. • Rinse skin immediately with plenty of water for 15-20 minutes. • Call a poison control center or doctor for treatment advice.
IF SWALLOWED	<ul style="list-style-type: none"> • Call a poison control center or doctor immediately for treatment advice. • Have person sip a glass of water if able to swallow. • Do not induce vomiting unless told to do so by a poison control center or doctor. • Do not give anything by mouth to an unconscious person.
IF INHALED	<ul style="list-style-type: none"> • Move person to fresh air. • If person is not breathing, call 911 or an ambulance, then give artificial respiration, preferably mouth-to-mouth if possible. • Call a poison control center or doctor for further treatment advice.
Have the product container or label with you when calling a poison control center or doctor, or going for treatment.	

Environmental Hazards


This product is extremely toxic to fish. To protect the environment, do not allow pesticide to enter or run off into storm drains, drainage ditches, gutters or surface waters. Applying this product in calm weather when rain is not predicted for the next 24 hours will help to ensure that wind or rain does not blow or wash pesticide off the treatment area.

DIRECTIONS FOR USE

It is a violation of Federal law to use this product in a manner inconsistent with its labeling.

Affix trigger, pump or other type sprayer to container for application. Do not transfer to another container.

SHAKE WELL BEFORE USING



EPA EST. NO. 62478-FL-1A
 44616-MO-1B
 Subscript used is first letter
 of run code on container.

6
1
8

INDOOR APPLICATION

For spot application only. Do not use as a space spray indoors. Do not apply to classrooms while in use. In the home, all food processing surfaces and utensils should be covered during treatment or thoroughly washed before use. Exposed food/feed should be covered or removed.

Surface Spraying:

For control of **Cockroaches (180 day/6 month control), Waterbugs, Palmetto Bugs, Scorpions, Millipedes, Centipedes, Sowbugs, Pillbugs, Ants, Silverfish, Firebrats, Spiders, Crickets, Clover Mites, Cheese Mites, Granary Weevils, Rice Weevils, Confused Flour Beetles, Rust Red Flour Beetles, Sawtoothed Grain Beetles, Spider Beetles, Cigarette Beetles, Drugstore Beetles, Darkling Beetles, Meal Worms, Grain Mites and Cadollos:** Direct the spray into hiding places, cracks and crevices, and behind shelves and drawers. For silverfish, spray bookcases. For ants, spray trails, nests and points of entry. Spray to the point of dampness but not run-off.

To control **Carpet Beetles:** Spray edges of carpeting and under carpeting and rugs. Make localized application to floor and baseboards. Spray directly into cracks, crevices and infested areas of shelving. Spray to the point of dampness but not run-off.

To control **Bedbugs:** Take beds apart and spray in all joints. Treat baseboards, moldings and floors. Spray to the point of dampness but not run-off.

To control **Fleas (adults and larvae) and Ticks (adults and larvae):** Thoroughly spray infested areas, pet beds, resting quarters, nearby cracks and crevices, along and behind baseboards, moldings, window and door frames, and entire areas of floor and floor covering. Spray to the point of dampness but not run-off. Fresh bedding should be placed in animal quarters following treatment. Allow to dry thoroughly before allowing pets to contact treated areas.

To control **Clothes Moths:** Remove any infested articles from storage, brush thoroughly, and air for several hours in sunlight, if possible. Apply spray liberally to empty chests, closets, bureaus and other storages, directing the spray into cracks, joints and crevices. Spray to the point of dampness but not run-off. After airing, infested articles may be treated lightly, keeping nozzle at least three feet from fabric to avoid staining.

To kill **Lice and Louse Eggs:** Spray in an inconspicuous area to test for possible staining or discoloration. Inspect again after drying, then proceed to spray entire area to be treated. Spray from a distance of 8 to 10 inches. Treat only those garments and furniture that cannot be either laundered or dry cleaned. When treating furniture, spray to the point of dampness but not run-off. Allow all treated articles to dry thoroughly before use.

ON LIVESTOCK

To protect cattle (beef and dairy), goats, sheep, hogs and horses from **Horn Flies, Face Flies, House Flies, Mosquitoes and Gnats:** Apply a light mist sufficient to wet the surface of the hair. For face flies, spray face and head, but do not spray into eyes.

To control **Stable Flies, Horse Flies and Deer Flies:** Apply at a rate of 2 ounces per adult animal, sufficient to wet the hair thoroughly. Repeat treatment daily or at intervals necessary to give continued protection.

To control **Blood-sucking Lice**: Apply to the infested areas of the animal, using a stiff brush to get the spray to the base of the hair. Repeat every 3 weeks if required.

To control **Poultry Lice**: Spray roosts, walls and nests or cages thoroughly. This should be followed by spraying over the birds with a fine mist.

To control **Bedbugs** and **Mites** in poultry houses: Spray crevices of roost poles, cracks in walls, and cracks in nests where the bedbugs and mites hide.

ON DOGS

To control **Fleas, Ticks** and **Lice**: Start spraying at the tail, moving the dispenser rapidly and making sure that the animal's entire body is covered, including the legs and underbody. While spraying, fluff the hair so that the spray will penetrate to the skin.

Make sure spray wets thoroughly, but do not saturate animal. Do not spray into eyes or face. Avoid contact with genitalia. Use protective gloves or mitts when applying product. Reapply every two (2) weeks as needed.

NOTE: Do not use on puppies under twelve (12) weeks of age. Consult a veterinarian before using this product on debilitated, aged, pregnant or nursing animals or animals on medication.

DO NOT USE ON CATS OR KITTENS.

OUTDOOR APPLICATION

Not for use on plants being grown for sale or commercial seed production or for research purposes.

TO CONTROL TICKS (PERIMETER TREATMENT): Use this product as a residual treatment to control ticks including the Deer Tick (*Ixodes dammini*), Lone Star tick (*Amblyomma americanum*), Brown Dog Tick (*Rhipicephalus sanguineus*), American Dog Tick (*Dermacentor variabilis*) and Western Black-legged Tick (*Ixodes pacificus*). For each area listed below, apply until surface is wet (approximately 1 gal/750-1000 sq. ft. [24 fl.oz./140 to 187 sq.ft.]).

Treat around windows and doors, porches, screens, eaves, patios, garages, under stairways and in crawl spaces where these pests may enter.

Treat a band of vegetation and leaf litter 6 to 10 feet wide around and the outside of buildings to help control ticks occurring there. To help control ticks in outdoor activity areas, treat a band of vegetation and leaf litter 6-10 feet wide and adjacent to activity areas, especially where dense vegetation occurs.

FOR CONTROL OF GARDEN INSECTS:

For use on roses, dahlia, asters and other ornamentals to kill **Japanese Beetles** hit by spray as well as **Whiteflies, Aphids, Exposed Thrips, Spiders, Red Mites** and **Leafminers**. May be used on plants as a multi-purpose spray in small gardens and for spot treatments of incipient insect infestations to prevent spreading in large garden areas.

May also be used on other plants such as African violets, asters, azaleas, begonias, camellias, carnations, chrysanthemums, dahlias, delphiniums, dogwoods, English ivy, eunonymus, fuschia, geraniums, crassula, grape vines, Kentia palms, laurels, marigolds, rhododendrons, roses, rubber plants, snapdragons, stocks, wandering Jews and zinnias.

Effective when used as directed against **Whiteflies, Aphids, Spider and Red Mites, exposed Thrips, Lace Bugs, Japanese Beetles, Pavement Ants, Clover Mites and Armyworms.**

When spraying plants, do not operate closer than 18 inches. Use sweeping motion. Be cautious about wetting tender foliage, young plants and new growth. Do not spray plants when temperatures exceed 90°F. Contact insects directly whenever possible.

STORAGE AND DISPOSAL

Do not contaminate water, food or feed by storage or disposal.

PESTICIDE STORAGE: Store in a cool, dry area away from heat or open flame. Store above 32°F.

PESTICIDE DISPOSAL: If partly filled – Call your local solid waste agency for disposal instructions. Never place unused product down any indoor or outdoor drain.

CONTAINER DISPOSAL: If empty – Nonrefillable container. Do not reuse or refill this container. Place in trash or offer for recycling if available.

[Product Usage

Kills Insects – Roaches, Scorpions, Centipedes, Ants, Silverfish, Spiders, Fleas, Ticks and many more.

Use – Indoors: floors, carpeting, shelves and drawers. Can also be used outdoors around windows, doors, patios, garages.

Amount to Use – Spray to the point of dampness but not run off. See Directions for Use inside.]

Editor's note: alternate/optional wording indicated in brackets []

Editor's Note: Text below for certain containers with incorporated sprayer

Tank Assembly Instructions:

1. Assemble Discharge Assembly to Tank
 - a. Set tank on level surface.
 - b. **Remove** black tank plug (part with screwdriver slot) from tank and discard.
 - c. Insert white supply tube securely into hose adapter at end of hose.
 - d. Screw tank adapter tightly into tank.
2. Enable Pump
 - e. **Cut** white plastic safety strip from pump and discard. **Make sure** pump is securely screwed into tank.
 - f. Make sure shut off lever is in the "Off" position by pulling back.
 - g. **Pull and push** pump handle several times to create pressure in tank.
3. Spray
 - h. Push shut off lever to "On" position to begin spraying.
 - i. **Adjust** spray pattern by turning nozzle cap.
 - j. Pull shut off lever to "Off" position to stop spraying.]

To the extent consistent with applicable law, buyer assumes all risks of use, storage or handling of this product not in strict accordance with directions given herewith.

EPA EST. NO. 62478-FL-1A
44618-MO-1B
Subscribe used to first letter
of run code on container.

