

UNICORN

DURBAN* 1-12 INSECTICIDE

**Controls Numerous Pests of Turf and Ornamental Plants.
Also Recommended for Area Control of Ticks and Chiggers.**

ACTIVE INGREDIENT(S):

Chlorpyrifos (O,O-diethyl O-(3,5,6-trichloro-2-pyridyl) phosphorothioate)..... 12.6%

INERT INGREDIENTS:..... 87.4%**

** Contains petroleum distillates and xylene range aromatic solvent

Contains 1 pound of chlorpyrifos per gallon

* Trademark of DowElanco

KEEP OUT OF REACH OF CHILDREN

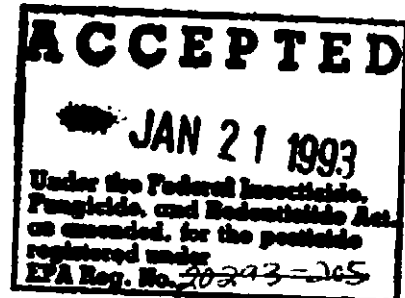
WARNING

See Side/Back Panel for Additional Precautionary Statements

NET CONTENTS:

MANUFACTURED BY:

Unicorn Laboratories
1000 118th Avenue North
St. Petersburg, Florida 33716



28293-205

NOTICE: Read and understand the entire label before using. Use only according to label directions.

Before buying or using this product, read "WARRANTY LIMITATIONS AND DISCLAIMER" elsewhere on this label. If terms are not acceptable, return unopened package at once to seller for full refund of purchase price paid. Otherwise, use by the buyer or any other user constitutes acceptance of the terms under WARRANTY LIMITATIONS AND DISCLAIMER.

EPA REG. NO. 28293-205 (E: 1/29/92)

EPA EST. NO. 28293-PL-1

BEST AVAILABLE COPY

PRECAUTIONARY STATEMENTS

Hazards to Humans and Domestic Animals

WARNING: May cause irreversible eye damage. Harmful if swallowed. Harmful if absorbed through skin. May cause skin irritation. Do not get in eyes, on skin or clothing. Wear eye protection. Avoid breathing vapors and spray mist. Handle concentrate in a ventilated area. Wash thoroughly with soap and water after handling. Remove contaminated clothing and wash before reuse. Keep away from food, feedstuffs and water supplies.

Statement of Practical Treatment

IF SWALLOWED: Call a physician or Poison Control Center immediately. Do not induce vomiting. Contains an aromatic petroleum solvent. Do not give anything by mouth to an unconscious person.

IF ON SKIN: Immediately wash with plenty of soap and water. Get medical attention.

IF IN EYES: Flush with plenty of water for 15 minutes. Get medical attention immediately.

IF INHALED: Remove to fresh air if symptoms of cholinesterase inhibition appear and get medical attention immediately.

NOTE TO PHYSICIAN: Chlorpyrifos is a cholinesterase inhibitor. Treat symptomatically. Atropine only by injection, is the preferable antidote. Oximes, such as 2-PAM/protopam, may be therapeutic, if used early; however, use only in conjunction with atropine.

Physical or Chemical Hazards

COMBUSTIBLE: Do not use or store near heat or open flame. Do not cut or weld container.

Environmental Hazards

This pesticide is toxic to birds and wildlife, and extremely toxic to fish and aquatic organisms. Do not apply directly to water. Drift and runoff from treated areas may be hazardous to aquatic organisms in adjacent aquatic sites. Cover or incorporate spills. Do not contaminate water by cleaning of equipment or disposal of waste. Do not contaminate water when disposing of equipment washwaters.

This product is highly toxic to bees exposed to direct treatment or residues on blooming crops or weeds. Do not apply this product or allow it to drift to blooming crops or weeds if bees are visiting the treatment area.



AGRICULTURAL CHEMICAL

Do Not Ship or Store with Food, Feeds, Drugs, or Clothing

DIRECTIONS FOR USE

It is a violation of Federal law to use this product in a manner inconsistent with its labeling. Do not formulate this product into other end-use products.

PESTS OUT-OF-DOORS

General Information: Use Dursban 1-12 insecticide for control of certain pests on outside surfaces of buildings and on lawns and ornamental plants, and for area control of ticks and chiggers. Consult the following directions for dosage and application details to control the pests listed.

Pest on Outside Surfaces of Buildings: Use Dursban 1-12 at the rate of 5-1/3 fluid ounces per one gallon of water (0.5% chlorpyrifos emulsion) to control ants, clover mites, cockroaches, crickets, earwigs, fleas, flies, millipedes, mosquitoes, sowbugs, spiders and ticks by application as a residual spray or with a paint brush to outside surfaces of eaves, patios, garages, refuse dumps and other areas where these pests congregate or have been seen. Do not treat or allow the spray to contact plants (lawns, flowering plants, shrubs, trees, evergreens, etc.) because of possible injury. Repeat treatment as needed to maintain effectiveness.

NOTE: To help prevent infestation of buildings by ants, crickets, earwigs, millipedes, and sowbugs (pillbugs), treat a band of soil 6 to 10 feet wide around and adjacent to the buildings, also the building foundation to a height of 2 to 3 feet, where pests are active and may find entrance. Use 2 pints of Dursban 1-12 per 100 gallons of water and apply as a coarse spray at the rate of about 10 gallons spray mixture per 1000 sq. ft. to thoroughly and uniformly wet the band area.

Pests of Lawns and other Ornamental and Recreational Turf Grass Areas: Use Dursban 1-12 to control pests listed in the following table by application at the recommended dosages and in accordance with the directions given below. Dilute Dursban 1-12 in enough water to obtain complete and uniform coverage of pest-infested areas and apply as a coarse, low-pressure spray using suitable application equipment. Thoroughly water immediately after treatment to wash the insecticide into the turf, except as noted. For best results, the lawn should be moist at time of treatment.

Pests of Ornamentals: Use Dursban 1-12 insecticide to treat flowers, shrubs, vines, shade and flowering trees and evergreens found to be infested with the pests listed in the following table. Dilute Dursban 1-12 with water according to directions given in the table and apply using suitable hand or power spray equipment in a manner to provide complete and uniform coverage. For best results apply a wetting spray to both upper and lower leaf surfaces and infested limb and trunk areas. Attempt to penetrate dense foliage but avoid overspraying to the point of excessive runoff. Treat when pests appear and repeat at 7 to 10 day intervals, if needed. **NOTE:** Do not use on azaleas, camelias, poinsettias, rose bushes, or variegated ivy because of possible injury to these plants.

Dogwood Borer: Apply Dursban 1-12 to the trunks and lower limbs of dogwood trees when the adults begin to emerge. Consult your State Agricultural Experimental Station or Extension Service specialist for proper time to treat in your area. Mix at the rate of one gallon of Dursban 1-12 in 100 gallons of water and apply uniformly on trees as a coarse, low-pressure spray.

BEST AVAILABLE COPY

Peach Tree Borer: Apply Dursban 1-12 to flowering trees and shrubs of the Genus Prunus in water as a trunk spray before newly hatched larvae enter the trees. Apply as a coarse low pressure spray. Thoroughly wet all bark areas from ground level to scaffold limbs. Consult your State Agricultural Experimental Station or Extension Service specialist for proper time to treat in your area.

NOTE: Mosquitoes coming to rest on areas treated for control of turf and ornamental plant pests will be killed for varying periods of time after treatment, depending on exposure of treated areas to weathering conditions.

Attention: Keep children and pets off treated areas until spray has dried. Keep out of lawn and garden fishpools and other bodies of water.

Native Elm Bark Beetle: (Prevention of Overwintering) To prevent the adult beetle from overwintering in uninfested trees and to reduce beetle populations in disease-free areas, apply Dursban 1-12 insecticide as a 0.5% mixture of chlorpyrifos in water to the bottom 9 feet of the trunk. Wet the trunk thoroughly but do not spray to runoff. Care should be taken to apply the spray right to the base of the root flare. Applications can be made with either a back pack mist blower or a hydraulic pressure sprayer from spring through to the early fall. (Prevention of Branch and Twig Feeding on High Value Elm Trees) To reduce the twig and branch feeding on uninfested trees deemed to be high in value apply 0.5% chlorpyrifos water spray to the tree crown. Application should be made in the spring or early summer using a sprayer that will give thorough coverage to the tree crown.

DOSAGES AND DIRECTIONS FOR USE ON TURF

Pests	Dosage Dursban 1-12 per 1000 sq.ft.	Remarks
Ants, Armyworms, Brown Dog Ticks Chiggers, Chinch bugs, Clover mites, Crickets, Cutworms, Earwigs, Fleas, Grasshoppers, Sod Webworms, Ticks	3* fl. oz. (90 ml)	Spray when pest first appear, retreat when needed. For sod webworms delay watering or mowing the treated area for 12 to 24 hours after after treatment.
Turfgrass (Hyperodes) Weevil	6 fl. oz. (180 ml)	Spray suspected problem areas in mid-May or as recommended by your local Agricultural Extension Service Specialist in your area.
White grubs (European chafer and Japanese Beetle larvae only)	6 to 12 fl. oz. (180 to 360 ml)	For white grubs spray when grubs are young and actively feeding near the soil surface, usually during late July and August or as recommended by your local Agricultural Extension Service specialist for your area. Immediately after spraying, irrigate the treated area with 1/2 to 1 inch of water to wash the insecticide into the underlying soil.
Bluegrass billbug	6 to 12 fl. oz. (180 to 360 ml)	Spray early in the season when adults first appear. Retreat as needed.

* 1-1/2 fl.oz. per 1000 sq. ft.=7-1/2 fl.oz. per 5000 sq.ft.=1 pint per 10,700 sq.ft. = 2 quarts per acre.

ATTENTION: Do not allow public use of treated areas during application or until spray has dried.



Area Control of Ticks and Chiggers: Use Dursban 1-12 insecticide to control ticks and chiggers infesting non-cropland areas such as roadsides, footpaths and trails, picnic and camping sites, parks and other recreational areas where these pests are present and create a nuisance or possible public health problem. Apply Dursban 1-12 in water at the rate of 2 pints per acre (equivalent to 1 fl. oz. per 2,700 sq. ft.) using a hydraulic sprayer, mist applicator, knapsack sprayer, or other suitable hand or power spray equipment. Treat low underbrush, grassy areas, weeds, and ground surface and debris using enough spray volume to obtain thorough coverage, usually 40 to 100 gallons per acre.

Imported Fire Ant: Treatment of potted, containerized and balled and burlapped nursery stock. Use Dursban 1-12 to control imported fire ants in soil attached to roots of these plants by completely submerging the ball of soil in a tank containing Dursban 1-12 diluted at the rate of 16 fl. oz. per 100 gallons of water. Do not remove burlap wrap or plastic containers with drain holes prior to submerging. Keep soil submerged until complete saturation has occurred, normally about 30 seconds. Wear rubber gloves, boots and apron during this operation.

Treatment of fire ant mounds. Apply Dursban 1-12 as a drench diluted at the rate of 2 fl. oz. (60 ml) per 2 gallons of water. Gently sprinkle a total of 1 gallon of the diluted solution over the surface of each mound using a sprinkler can. Thoroughly wet mound and surrounding areas to a 4 ft. diameter (12 sq. ft.). For best results apply in cool weather, 65-80°F, or in early morning or late evening hours. Treat new mounds as they appear. Pressurized sprays may disturb the ants and cause migration, reducing product effectiveness.

DOSAGES AND DILUTIONS FOR USE ON ORNAMENTAL PLANTS

Pest Controlled		Amount of DURSBAN 1-12 in Water to Make	
		3 gallons	10 gallons
Aphids	Mites	1 fl. oz. (30 ml)	3.2 fl. oz. (96 ml)
Bagworms	Orangestriped oak worm		
Eastern tent caterpillar	Spittiebugs		
Fall webworm	Whiteflies		
Grasshoppers	Yellownecked caterpillar		
Cutworms	Mimosa webworm	2 fl. oz. (60 ml)	6.4 fl. oz. (190 ml)
Leafhoppers	Redhumped caterpillar		
Mealybugs	Thrips (exposed)		
Ash borer	Scale Crawlers	4 fl. oz. (120 ml)	12.8 fl. oz. (380 ml)
Lilac borer	Oak lecanium		
Dogwood borer	Pine needle		
Tea	White peach		
Peach tree borer		11.6 fl. oz. (350 ml.)	38.4 fl. oz. (1.15 L)

NOTE: 2 tablespoons = 1 fl. oz.

6 of 7

))

STORAGE AND DISPOSAL

Do not contaminate water, food or feed by storage or disposal.

STORAGE: Store in original container in secured dry storage area. Prevent cross-contamination with other pesticides and fertilizers. Do not store above 100°F for extended periods of time. If container is damaged or spill occurs, use product immediately or dispose of product and damaged container as indicated below.

PESTICIDE DISPOSAL: Pesticide wastes are toxic. Improper disposal of excess pesticide, spray mixture, or rinsate is a violation of Federal Law. If these wastes cannot be disposed of by use according to label instructions, contact your State Pesticide or Environmental Control Agency, or the Hazardous Waste representative at the nearest EPA Regional Office for guidance.

CONTAINER DISPOSAL: Plastic: Triple rinse (or equivalent). Then puncture and dispose of in a sanitary landfill or by incineration or, if allowed by State and local authorities, by burning. If burned, stay out of smoke.

CONTAINER DISPOSAL: 55 Gallon Drum: Triple rinse (or equivalent). Then offer for recycling or reconditioning, or puncture and dispose of in a sanitary landfill, or by other procedures approved by state and local authorities.

Containers one gallon or less: Do not reuse container. Wrap and discard in trash.

WARRANTY LIMITATIONS AND DISCLAIMER

The Manufacturer warrants that this product conforms to the chemical description on the label and is reasonably fit for the purposes stated on the label when used in strict accordance with the directions therein under normal conditions of use. THIS IS THE ONLY WARRANTY MADE ON THIS PRODUCT. NO OTHER EXPRESS AND NO IMPLIED WARRANTY OF MERCHANTABILITY OR FITNESS FOR A PARTICULAR PURPOSE IS MADE OUTSIDE OF THIS LABEL. Therefore, neither this warranty nor any other warranty of merchantability or fitness for a particular purpose, express or implied, extends to the use of this product contrary to label instructions (including conditions noted on the label, such as unfavorable temperatures, soil conditions, etc.), under abnormal conditions (such as excessive rainfall, drought, tornadoes, hurricanes, etc.) or under conditions not reasonably foreseeable to or beyond the control of seller.

When buyer or user suffers losses or damages resulting from the use or handling of this product (including claims based on contract, negligence, strict liability, or other legal theories), buyer or user must promptly notify in writing The Manufacturer, of any claims to be eligible to receive either remedy given below. The EXCLUSIVE REMEDY OF THE BUYER OR USER and the LIMIT OF LIABILITY of The Manufacturer, of any other seller will be one of the following, at the election of The Manufacturer:

- (1) Refund of purchase price paid by buyer or user for product bought, or
- (2) Replacement of amount of product used.

The seller will not be liable for consequential or incidental damages or losses.

The terms of this Warranty Limitations And Disclaimer cannot be varied by any written or verbal statements or agreements. Any employee or sales agent of the seller is not authorized to vary or exceed the terms of this Warranty Limitations and Disclaimer in any manner.

UNICORN

DURSBAN* 1-12 INSECTICIDE

**Controls Numerous Pests of Turf and Ornamental Plants.
Also Recommended for Area Control of Ticks and Chiggers.**

ACTIVE INGREDIENT(S):

Chlorpyrifos (O,O-diethyl O-(3,5,6-trichloro-2-pyridyl) phosphorothioate)..... 12.6%

INERT INGREDIENTS:..... 87.4%**

** Contains petroleum distillates and xylene range aromatic solvent

Contains 1 pound of chlorpyrifos per gallon

* Trademark of DowElanco

KEEP OUT OF REACH OF CHILDREN

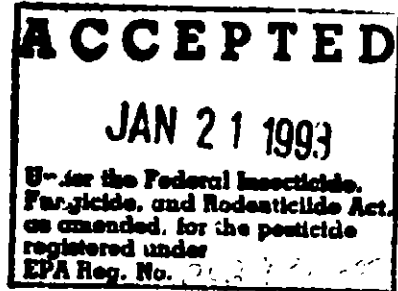
WARNING

See Side/Back Panel for Additional Precautionary Statements

NET CONTENTS:

MANUFACTURED BY:

Unicorn Laboratories
1000 118th Avenue North
St. Petersburg, Florida 33716




NOTICE: Read and understand the entire label before using. Use only according to label directions.

Before buying or using this product, read "WARRANTY LIMITATIONS AND DISCLAIMER" elsewhere on this label. If terms are not acceptable, return unopened package at once to seller for full refund of purchase price paid. Otherwise, use by the buyer or any other user constitutes acceptance of the terms under WARRANTY LIMITATIONS AND DISCLAIMER.

EPA REG. NO. 28293-205(E:9/29/92)

EPA EST. NO. 28293-205-1



PRECAUTIONARY STATEMENTS

Hazards to Humans and Domestic Animals

WARNING: May cause irreversible eye damage. Harmful if swallowed. Harmful if absorbed through skin. May cause skin irritation. Do not get in eyes, on skin or clothing. Wear eye protection. Avoid breathing vapors and spray mist. Handle concentrate in a ventilated area. Wash thoroughly with soap and water after handling. Remove contaminated clothing and wash before reuse. Keep away from food, feedstuffs and water supplies.

Statement of Practical Treatment

IF SWALLOWED: Call a physician or Poison Control Center immediately. Do not induce vomiting. Contains an aromatic petroleum solvent. Do not give anything by mouth to an unconscious person.

IF ON SKIN: Immediately wash with plenty of soap and water. Get medical attention.

IF IN EYES: Flush with plenty of water for 15 minutes. Get medical attention immediately.

IF INHALED: Remove to fresh air if symptoms of cholinesterase inhibition appear and get medical attention immediately.

NOTE TO PHYSICIAN: Chlorpyrifos is a cholinesterase inhibitor. Treat symptomatically. Atropine only by injection, is the preferable antidote. Oximes, such as 2-PAM/protopam, may be therapeutic, if used early; however, use only in conjunction with atropine.

Physical or Chemical Hazards

COMBUSTIBLE: Do not use or store near heat or open flame. Do not cut or weld container.

Environmental Hazards

This pesticide is toxic to birds and wildlife, and extremely toxic to fish and aquatic organisms. Do not apply directly to water. Drift and runoff from treated areas may be hazardous to aquatic organisms in adjacent aquatic sites. Cover or incorporate spills. Do not contaminate water by cleaning of equipment or disposal of waste. Do not contaminate water when disposing of equipment washwaters.

This product is highly toxic to bees exposed to direct treatment or residues on blooming crops or weeds. Do not apply this product or allow it to drift to blooming crops or weeds if bees are visiting the treatment area.

AGRICULTURAL CHEMICAL

Do Not Ship or Store with Food, Feeds, Drugs, or Clothing

DIRECTIONS FOR USE

It is a violation of Federal law to use this product in a manner inconsistent with its labeling. Do not formulate this product into other end-use products.

PESTS OUT-OF-DOORS

General Information: Use Dursban 1-12 insecticide for control of certain pests on outside surfaces of buildings and on lawns and ornamental plants, and for area control of ticks and chiggers. Consult the following directions for dosage and application details to control the pests listed.

Pest on Outside Surfaces of Buildings: Use Dursban 1-12 at the rate of 5-1/3 fluid ounces per one gallon of water (0.5% chlorpyrifos emulsion) to control ants, clover mites, cockroaches, crickets, earwigs, fleas, flies, millipedes, mosquitoes, sowbugs, spiders and ticks by application as a residual spray or with a paint brush to outside surfaces of eaves, patios, garages, refuse dumps and other areas where these pests congregate or have been seen. Do not treat or allow the spray to contact plants (lawns, flowering plants, shrubs, trees, evergreens, etc.) because of possible injury. Repeat treatment as needed to maintain effectiveness.

NOTE: To help prevent infestation of buildings by ants, crickets, earwigs, millipedes, and sowbugs (pillbug) treat a band of soil 6 to 10 feet wide around and adjacent to the buildings, also the building foundation to a height of 2 to 3 feet, where pests are active and may find entrance. Use 2 pints of Dursban 1-12 per 100 gallons of water and apply as a coarse spray at the rate of about 10 gallons spray mixture per 1000 sq. ft. to thoroughly and uniformly wet the band area.

Pests of Lawns and other Ornamental and Recreational Turf Grass Areas: Use Dursban 1-12 to control pests listed in the following table by application at the recommended dosages and in accordance with the directions given below. Dilute Dursban 1-12 in enough water to obtain complete and uniform coverage of pest-infested areas and apply as a coarse, low-pressure spray using suitable application equipment. Thoroughly water immediately after treatment to wash the insecticide into the turf, except as noted. For best results, the lawn should be moist at time of treatment.

Pests of Ornamentals: Use Dursban 1-12 insecticide to treat flowers, shrubs, vines, shade and flowering trees and evergreens found to be infested with the pests listed in the following table. Dilute Dursban 1-12 with water according to directions given in the table and apply using suitable hand or power spray equipment in a manner to provide complete and uniform coverage. For best results apply a wetting spray to both upper and lower leaf surfaces and infested limb and trunk areas. Attempt to penetrate dense foliage but avoid overspraying to the point of excessive runoff. Treat when pests appear and repeat at 7 to 10 day intervals, if needed. NOTE: Do not use on azaleas, camelias, poinsettias, rose bushes, or variegated ivy because of possible injury to these plants.

Dogwood Borer: Apply Dursban 1-12 to the trunks and lower limbs of dogwood trees when the adults begin to emerge. Consult your State Agricultural Experimental Station or Extension Service specialist for proper time to treat in your area. Mix at the rate of one gallon of Dursban 1-12 in 100 gallons of water and apply uniformly on trees as a coarse, low-pressure spray.

11 2 7

Peach Tree Borer: Apply Dursban 1-12 to flowering trees and shrubs of the Genus Prunus in water as a trunk spray before newly hatched larvae enter the trees. Apply as a coarse low-pressure spray. Thoroughly wet all bark areas from ground level to scaffold limbs. Consult your State Agricultural Experimental Station or Extension Service specialist for proper time to treat in your area.

NOTE: Mosquitoes coming to rest on areas treated for control of turf and ornamental plant pests will be killed for varying periods of time after treatment, depending on exposure of treated areas to weathering conditions.

Attention: Keep children and pets off treated areas until spray has dried. Keep out of lawn and garden fishpools and other bodies of water.

Native Elm Bark Beetle: (Prevention of Overwintering) To prevent the adult beetle from overwintering in uninfested trees and to reduce beetle populations in disease-free areas, apply Dursban 1-12 insecticide as a 0.5% mixture of chlorpyrifos in water to the bottom 9 feet of the trunk. Wet the trunk thoroughly but do not spray to runoff. Care should be taken to apply the spray right to the base of the root flare. Applications can be made with either a back pack mist blower or a hydraulic pressure sprayer from spring through to the early fall. (Prevention of Branch and Twig Feeding on High Value Elm Trees) To reduce the twig and branch feeding on uninfested trees deemed to be high in value apply 0.5% chlorpyrifos water spray to the tree crown. Application should be made in the spring or early summer using a sprayer that will give thorough coverage to the tree crown.

DOSAGES AND DIRECTIONS FOR USE ON TURF

Pests	Dosage Dursban 1-12 per 1000 sq.ft.	Remarks
Ants, Armyworms, Brown Dog Ticks Chiggers, Chinch bugs, Clover mites, Crickets, Cutworms, Earwigs, Fleas, Grasshoppers, Sod Webworms, Ticks	3* fl. oz. (90 ml)	Spray when pest first appear, retreat when needed. For sod webworms delay watering or mowing the treated area for 12 to 24 hours after treatment.
Turfgrass (Hyperodes) Weevil	6 fl. oz. (180 ml)	Spray suspected problem areas in mid-May or as recommended by your local Agricultural Extension Service Specialist in your area.
White grubs (European chafer and Japanese Beetle larvae only)	6 to 12 fl. oz. (180 to 360 ml)	For white grubs spray when grubs are young and actively feeding near the soil surface, usually during late July and August or as recommended by your local Agricultural Extension Service specialist for your area. Immediately after spraying, irrigate the treated area with 1/2 to 1 inch of water to wash the insecticide into the underlying soil.
Bluegrass billbug	6 to 12 fl. oz. (150 to 360 ml)	Spray early in the season when adults first appear. Retreat as needed.

* 1-1/2 fl.oz. per 1000 sq. ft.=7-1/2 fl.oz. per 5000 sq.ft.=1 pint per 10,700 sq.ft. = 2 quarts per acre.

ATTENTION: Do not allow public use of treated areas during application or until spray has dried.

Area Control of Ticks and Chiggers: Use Dursban 1-12 insecticide to control ticks and chiggers infesting non-cropland areas such as roadsides, footpaths and trails, picnic and camping sites, parks and other recreational areas where these pests are present and create a nuisance or possible public health problem. Apply Dursban 1-12 in water at the rate of 2 pints per acre (equivalent to 1 fl. oz. per 2,700 sq. ft.) using a hydraulic sprayer, mist applicator, knapsack sprayer, or other suitable hand or power spray equipment. Treat low underbrush, grassy areas, weeds, and ground surface and debris using enough spray volume to obtain thorough coverage, usually 40 to 100 gallons per acre.

Imported Fire Ant: Treatment of potted, containerized and balled and burlapped nursery stock. Use Dursban 1-12 to control imported fire ants in soil attached to roots of these plants by completely submerging the ball of soil in a tank containing Dursban 1-12 diluted at the rate of 16 fl. oz. per 100 gallons of water. Do not remove burlap wrap or plastic containers with drain holes prior to submerging. Keep soil submerged until complete saturation has occurred, normally about 30 seconds. Wear rubber gloves, boots and apron during this operation.

Treatment of fire ant mounds. Apply Dursban 1-12 as a drench diluted at the rate of 2 fl. oz. (60 ml) per 2 gallons of water. Gently sprinkle a total of 1 gallon of the diluted solution over the surface of each mound using a sprinkler can. Thoroughly wet mound and surrounding areas to a 4 ft. diameter (12 sq. ft.). For best results apply in cool weather, 65-80°F, or in early morning or late evening hours. Treat new mounds as they appear. Pressurized sprays may disturb the ants and cause migration, reducing product effectiveness.

DOSAGES AND DILUTIONS FOR USE ON ORNAMENTAL PLANTS

Pest Controlled		Amount of DURSBAN 1-12 in Water to Make	
		3 gallons	10 gallons
Aphids	Mites	1 fl. oz.	3.2 fl. oz.
Bagworms	Orangestriped	(30 ml)	(96 ml)
Eastern tent caterpillar	oakworm		
Fall webworm	Spittlebugs		
Grasshoppers	Whiteflies		
	Yellownecked caterpillar		
Cutworms	Mimosa webworm	2 fl. oz.	6.4 fl. oz.
Leafhoppers	Redhumped	(60 ml)	(190 ml)
Mealybugs	caterpillar		
	Thrips (exposed)	
Ash borer	Scale Crawlers	4 fl. oz.	12.8 fl. oz.
Lilac borer	Oak lecanium	(120 ml)	(380 ml)
Dogwood borer	Pine needle	
Tea	White peach	
Peach tree borer		11.6 fl. oz.	38.4 fl. oz.
		(350 ml.)	(2.15 L)

NOTE: 2 tablespoons = 1 fl. oz.

6 02 7

STORAGE AND DISPOSAL

Do not contaminate water, food or feed by storage or disposal.

STORAGE: Store in original container in secured dry storage area. Prevent cross-contamination with other pesticides and fertilizers. Do not store above 100°F for extended periods of time. If container is damaged or spill occurs, use product immediately or dispose of product and damaged container as indicated below.

PESTICIDE DISPOSAL: Pesticide wastes are toxic. Improper disposal of excess pesticide, spray mixture, or rinsate is a violation of Federal Law. If these wastes cannot be disposed of by use according to label instructions, contact your State Pesticide or Environmental Control Agency, or the Hazardous Waste representative at the nearest EPA Regional Office for guidance.

CONTAINER DISPOSAL: Plastic: Triple rinse (or equivalent). Then puncture and dispose of in a sanitary landfill or by incineration or, if allowed by State and local authorities, by burning. If burned, stay out of smoke.

CONTAINER DISPOSAL: 55 Gallon Drum: Triple rinse (or equivalent). Then offer for recycling or reconditioning, or puncture and dispose of in a sanitary landfill, or by other procedures approved by state and local authorities.

Containers one gallon or less: Do not reuse container. Wrap and discard in trash.

WARRANTY LIMITATIONS AND DISCLAIMER

The Manufacturer warrants that this product conforms to the chemical description on the label and is reasonably fit for the purposes stated on the label when used in strict accordance with the directions therein under normal conditions of use. THIS IS THE ONLY WARRANTY MADE ON THIS PRODUCT. NO OTHER EXPRESS AND NO IMPLIED WARRANTY OF MERCHANTABILITY OR FITNESS FOR A PARTICULAR PURPOSE IS MADE OUTSIDE OF THIS LABEL. Therefore, neither this warranty nor any other warranty of merchantability or fitness for a particular purpose, express or implied, extends to the use of this product contrary to label instructions (including conditions noted on the label, such as unfavorable temperatures, soil conditions, etc.), under abnormal conditions (such as excessive rainfall, drought, tornadoes, hurricanes, etc.) or under conditions not reasonably foreseeable to or beyond the control of seller.

When buyer or user suffers losses or damages resulting from the use or handling of this product (including claims based on contract, negligence, strict liability, or other legal theories), buyer or user must promptly notify in writing The Manufacturer, of any claims to be eligible to receive either remedy given below. The EXCLUSIVE REMEDY OF THE BUYER OR USER and the LIMIT OF LIABILITY of The Manufacturer, of any other seller will be one of the following, at the election of The Manufacturer:

- (1) Refund of purchase price paid by buyer or user for product bought, or
- (2) Replacement of amount of product used.

The seller will not be liable for consequential or incidental damages or losses.

The terms of this Warranty Limitations And Disclaimer cannot be varied by any written or verbal statements or agreements. Any employee or sales agent of the seller is not authorized to vary or exceed the terms of this Warranty Limitations and Disclaimer in any manner.

