

ACCEPTED

1/11/74



UNDER THE FEDERAL INSECTICIDE  
FUNGICIDE AND RODENTICIDE ACT  
FOR ECONOMIC CONTROL OF PESTS  
REGISTERED UNDER NO.



# total for lawns

## WHEN TO APPLY

For use on all Bladegrass lawns. **DO NOT USE ON THESE GRASSES:** St. Augustine, Tifgreen and other fine-bladed Bermudas, bentgrass, carpetgrass, and dichondra.

To prevent crabgrass, foxtail, common chickweed, Johnsongrass, purslane, and other susceptible weed seeds from growing, apply KW Total in late winter, or in spring.

To kill existing broadleaf weeds such as dandelions, plantain, buckhorn, shepherd's purse, clover, and filaree, apply KW Total any time weeds are actively growing. Be sure weed leaves are moist before application.

To control existing crabgrass, apply KW Total as soon as crabgrass is noticed. Apply to lawn when foliage is moist from dew, rain, or sprinkling. A repeat application in four weeks will assure best results on stubborn plants.


## THREE EASY STEPS TO A BETTER LAWN:



**1** For maximum effectiveness, water lawn thoroughly two days before application. Determine sq. ft. area to be covered, measure if necessary. (For example: 40' x 50' = 2000 sq. ft.) KW Total will not burn when applied at recommended rate.



**2** Before spreading KW Total, moisten the lawn with a fine spray or sprinkler system. Do not allow water to puddle or flood. The moist lawn insures maximum effectiveness of KW Total. After application, do not water for 24 hours then resume normal watering practice.



**3** Set fertilizer spreader as suggested below. For best results, use a crisscross pattern as shown above. Spreader settings below are for crisscross patterns.

### SUMMER APPLICATIONS

1. Water lawn thoroughly the day before KW application.
2. Do not apply on days when temperatures are 85 degrees or above.

### SUGGESTED SPREADER SETTINGS

Spreading rate may vary with the age, model and condition of the spreader; check your spreader by a trial over a known-size area. (8 lb. bag covers 1000 sq. ft.)

Lawn Beauty		Scott		Jackson		Modern		Central		Sears	
MODEL	SETTING	MODEL	SETTING	MODEL	SETTING	MODEL	SETTING	MODEL	SETTING	MODEL	SETTING
18-67	7	35-8	7 1/2	18 in.	6 3/4	18 in.	6 3/4	20 in.	8	452-19191	6 3/4

total for lawns

# KW Total for lawns

KILL WEEDS  
**KW**


PSLCE-608-68E

**FREIGHT SHIPPING BAG**  
Meeting requirements of  
**APPLICABLE FREIGHT CLASSIFICATION**  
Guaranteed by ST. REGIS PAPER CO.


8-68 3-130



**1** For maximum effectiveness, water lawn thoroughly two days before application. Determine sq. ft. area to be covered, measure if necessary. (For example 40' x 50' = 2000 sq. ft.) KW Total will not burn when applied at recommended rate.



**2** Before spreading KW Total, water the lawn with a fine spray or sprinkler system. Do not allow water to puddle or flood. The moist lawn insures maximum effectiveness of KW Total. After application, do not water for 24 hours then resume normal watering practice.



**3** Set fertilizer spreader as suggested below. For best results, use a crisscross pattern as shown above. Spreader settings below are for crisscross patterns.

**SUMMER APPLICATIONS**

1. Water lawn thoroughly the day before KW application.
2. Do not apply on days when temperatures are 85 degrees or above.

**SUGGESTED SPREADER SETTINGS**

Spreading rate may vary with the age, model and condition of the spreader; check your spreader by a trial over a known area. (8 lb. bag covers 1000 sq. ft.)

Lawn Beauty		Scott		Jackson		Modern		Central		Sears	
MODEL	SETTING	MODEL	SETTING	MODEL	SETTING	MODEL	SETTING	MODEL	SETTING	MODEL	SETTING
18-57	7	35-8	7½	18 in.	6¾	18 in.	6¾	20 in.	8	452-19191	6¾
		35-3	7								

Above settings are for crisscross applications. If your spreader is not included above, set spreader opening at lowest setting which gives even flow, usually about 1/3 open. Spread in one direction and then crisscross. Continue crisscrossing until proper amount is applied. Broadcast spreaders are not recommended.

**Common Weeds Killed**

- |                      |                  |                  |
|----------------------|------------------|------------------|
| young crabgrass      | black medic      | panicum sp.      |
| young foxtail        | dandelion        | English daisy    |
| blueweed             | speedwell        | henbit           |
| crabgrass            | plantain         | lambquarters     |
| fern                 | buckhorn         | goosegrass       |
| young barnyard grass | shepherd's purse | redroot          |
| grass                | clover           | pigweed          |
| crabgrass            | filaree          | young witchgrass |
| stachys              | spotted spurge   | yarrow           |
|                      | ground ivy       | sorrel           |

**Common Weeds Prevented**

- crabgrass
- barnyard grass
- spotted spurge
- panicum sp.
- goosegrass
- witchgrass
- foxtail
- stinkgrass
- Johnsongrass (from seed)

**Common Insects Controlled**

- lawn moth larvae
- sod webworms
- white grubs
- earwigs
- ants
- chinch bugs

**NOTICES**

**WATERING:** After application do not water or mow lawn for 24 hours, then resume normal watering practice.

**SEEDING:** If spring seeding is desired, apply seed as early as possible, and wait until new grass has been mowed twice before applying KW Total. After an application of this product wait 60 days before reseeding.

**RAKING:** Complete any planned raking or digging of the lawn before you apply KW Total. Disturbing the soil surface after the application may lessen the effectiveness of the product.

**SHRUBS and FLOWERS:** Avoid making applications on flowers, shrubs, or other ornamental plantings. Avoid applications on a windy day.

**HEAT AND HUMIDITY:** Succulent, tender grass may be discolored temporarily by applications during periods of high humidity and heat.

Manufacturer makes no express warranties of any kind, except to conform to the promises and affirmation of facts made on the label. The warranty of merchantability, all other implied warranties and liability of the manufacturer without fault are expressly disclaimed. Buyer assumes all risk of personal injury or damage to property, except for negligent mislabeling of the product. All claims must be presented to Manufacturer in writing within thirty days from the date a breach is discovered and an action thereon must be commenced within one year after the cause of action has accrued.

# KW Total for lawns



# SPRA-GON



## Ant and Roach Killer

SPRA-GON ANT AND ROACH KILLER provides an easy and effective way to control ants, roaches, silverfish, and carpet beetles in and around the house, and chiggers and lawn moths in lawns. Spray, wipe or brush the insecticide, as it comes in the bottle, on infested areas as directed.

SPRA-GON ANT AND ROACH KILLER leaves an invisible film that remains effective for a considerable time after application. It is non-flammable

FORMULATED BY  
REMPER CHEMICAL PRODUCTS, INC.  
FRESNO, CALIF.  
Net Contents: 1 gallon  
EPA Reg. No. 2505-1-AA

### Active Ingredient:

Technical Chlordane\* .... 2.50%

Inert Ingredients ..... 97.50%

\*Equivalent to 1.50% octachloro-4, 7-methanotetrahydroindane and 1.00% related compounds.

**CAUTION:** Keep out of reach of children. Contact with skin can cause toxic symptoms. Avoid inhalation or skin contact. In case of spillage on skin, wash with soap and water. Harmful if swallowed. See additional cautions in bottom paragraph at right.

### DIRECTIONS FOR USE


**ANTS:** Spray liberally along ant trails, around foundations, doors and window sills. Pour from bottle into cracks in sidewalks. In home apply thoroughly along baseboards, drain and water openings, or wherever ants come in. Repeat treatment when new appear.

**ROACHES:** Apply liberally in dark corners in garages and basements and any other dark and moist hiding places of these pests. Repeat treatment in one week.

**SILVERFISH:** With brush or rag treat baseboards, areas behind shelves, and storage areas where silverfish are found.

**CARPET BEETLES:** Apply to pads, underside of rug, baseboards and infested floor areas.

**CHIGGERS AND LAWN MOTHS:** Prepare a spray by mixing one quart of SPRA-GON ANT AND ROACH KILLER with one gallon of water. This will provide sufficient insecticide to treat 1000 square feet of lawn. Wait at least one day before watering lawn. This product is toxic to fish and wildlife. Keep out of lakes, ponds, and streams. Do not apply in any manner not specified on the label.





# SPRA-GON

## Ant and Roach Killer

### DIRECTIONS FOR USE

**ANTS:** Spray liberally along ant trails, around foundations, doorways and window sills. Pour from bottle into cracks in sidewalks. In the home apply thoroughly along baseboards, drain and water pipe openings, or wherever ants come in. Repeat treatment when new ants appear.

**ROACHES:** Apply liberally in dark corners in garages and basements, and any other dark and moist hiding places of these pests. Repeat treatment in one week.

**SILVERFISH:** With brush or rag treat baseboards, areas behind shelving, and storage areas where silverfish are found.

**CARPET BEETLES:** Apply to pads, underside of rug, baseboards and infested floor areas.

**CHIGGERS AND LAWN MOTHS:** Prepare a spray by mixing one quart of SPRA-GON ANT AND ROACH KILLER with one gallon of water. This will provide sufficient insecticide to treat 1000 square feet of lawn. Wait at least one day before watering lawn. This product is toxic to fish and wildlife. Keep out of lakes, ponds, and streams. Do not apply in any manner not specified on the label.

### Active Ingredient:

Technical Chlordane 97.50%

Inert Ingredients 2.50%

\*Equivalent to 1.0% of active ingredient 7-methanotetrahydrochloro-7% related compounds.

**CAUTION:** Keep out of reach of children. Contact with skin can cause toxic symptoms. Avoid inhalation or skin contact. In case of spillage on skin, wash with soap and water. Harmful if swallowed. See additional cautions in bottom paragraph at right.

KILLER provides an easy and effective silverfish, and carpet beetles in and roach and lawn moths in lawns. Spray, as it comes in the bottle, on infested

KILLER leaves an invisible film that remains effective for a long time after application. It is non-

MANUFACTURED BY  
MORTON CHEMICAL PRODUCTS, INC.  
EMERYVILLE, CALIF.  
Contents: 1 gallon  
No. 2505-1-AA

