

ELLISCO JAPANESE BEETLE TRAPS AND BAIT

... lure beetles away from desirable foliage


... reduce damage to commercial or residential gardens




EFFICIENT HELPERS: In garden and yard, Ellisco Japanese Beetle Traps operate quietly and economically. Properly located and baited with several ounces of pleasant aromatic lure, these efficient beetle traps draw the hungry pests into the container from which they cannot escape. They can then be disposed of at the user's convenience, quickly and safely.

HOW THEY CATCH BEETLES: The aromatic lure (bait) is placed in the perforated container in the center of the four fins. An Ellisco perforated cage is screwed under the trap as a receptacle for captured beetles. The trap assembly is then hung a short distance away from infested shrubs, plants, etc. Beetles are attracted by the bait, fly against the fins, and drop through the funnel into the container below.


The Ellisco system of trapping takes adult, flying Japanese Beetles out of the air around your garden without the use of expensive chemical insecticides.



ELLISCO JAPANESE BEETLE TRAPS



These traps are designed to attract and catch Japanese Beetles. They are made of heavy-duty plastic and are easy to use. The traps are hung from a tree or shrub and the beetles are attracted to the bait inside. The traps are then emptied and the beetles are disposed of.



ELLISCO PERFORATED CAGES

These cages are used with the traps. They are made of heavy-duty plastic and are easy to use. The cages are hung from a tree or shrub and the beetles are attracted to the bait inside. The cages are then emptied and the beetles are disposed of.

ELLISCO STANDS

These stands are used to hold the traps. They are made of heavy-duty plastic and are easy to use. The stands are hung from a tree or shrub and the traps are placed inside. The stands are then emptied and the traps are disposed of.



ELLISCO GRANULAR BEETLE BAIT

This bait is used to attract the beetles. It is made of heavy-duty plastic and is easy to use. The bait is hung from a tree or shrub and the beetles are attracted to it. The bait is then emptied and the beetles are disposed of.

EPA REG NO 24067-1

Shipping Information

Traps	1 doz	9 lb	No. 40	1 Doz	11 lbs
Cages	1 doz	5 lb	1 lb	1 Doz	15 lb
Stands	1 doz	20 lb			

ACTIVE INGREDIENTS

1. 1,1-Dichloroethane

2. 1,1-Dichloroethane

3. 1,1-Dichloroethane

4. 1,1-Dichloroethane

5. 1,1-Dichloroethane

6. 1,1-Dichloroethane

7. 1,1-Dichloroethane

8. 1,1-Dichloroethane

9. 1,1-Dichloroethane

10. 1,1-Dichloroethane

INERT

INGREDIENTS

1. 1,1-Dichloroethane

2. 1,1-Dichloroethane

3. 1,1-Dichloroethane

4. 1,1-Dichloroethane

5. 1,1-Dichloroethane

Manufactured by ELLISCO INC. - American & Luzerne Streets, Phila., Pa. 19140—Phone (215) 226-3405

AVAILABLE FROM:

1-0 LABEL

Ellisco Granular
JAPANESE

BEETLE BAIT

(AROMATIC LURE)

for use
with **JAPANESE BEETLE TRAPS**

New, High-Potency Formula

ACTIVE INGREDIENTS:

2-Phenylethyl
Propionate 6.0%
Eugenol 2.6%

INERT INGREDIENTS 91.4%

EPA REG. NO. 24067-1

NET WT. 1-LB.

WARNING: Keep out of reach of

children. Harmful if swallowed. May cause skin irritation. Avoid contact with skin and eyes. Avoid storage around feed or foodstuffs. May cause skin sensitization. Wash thoroughly with soap and water. If irritation persists seek medical attention.

Use only in areas not accessible to children and pets.

Ellisco

**TRAPS, CAGES AND BAIT
REDUCE DAMAGE TO YOUR
GARDEN AND SHRUBS**

DIRECTIONS: To bait Japanese Beetle Traps with ELLISCO Granular Bait (Lure), remove the cover from the top of the Trap and pour or spoon the bait into the perforated container. Replace the cover and hang the baited trap on a stand well above the ground. Place stand near, but not too close to, the foliage infested. Under ordinary weather conditions the bait should be effective from four to six weeks. For best results, add a little fresh bait every few days.

DO NOT REUSE CONTAINER. DESTROY WHEN EMPTY.

IMPORTANT: This aromatic lure serves to attract adult, flying Japanese Beetles into the trap from which they cannot escape. Caught beetles should be disposed of as noted below.

TO DESTROY THE BEETLES: Unscrew the perforated cage from the bottom of the trap. This should be done in the early evening, about dusk, when the beetles are inactive. Kill the beetles by pouring them into a bucket partly filled with hot soapy water, or cold water with a little kerosene added. Replace the cage and hang the trap for the next day's catch. The dead beetles should be buried or disposed of promptly.

Manufactured by

ELLISCO INC.

American & Luzerne Streets · Philadelphia, Pa. 19140

ACCEPTED

JAN 9 1974

PRESENT

Ellisco Granular
JAPANESE

BEETLE BAIT

(AROMATIC LURE)

for use
with **JAPANESE BEETLE TRAPS**

New, High-Potency Formula

ACTIVE INGREDIENTS:

2-Phenylethyl
Propionate 6.0%
Eugenol 2.6%

INERT INGREDIENTS 91.4%

CAUTION: Keep out of reach of

children. Avoid contact with skin and eyes. Wash thoroughly with soap and water. If irritation occurs seek medical attention.

Ellisco

**TRAPS, CAGES AND BAIT
REDUCE DAMAGE TO YOUR
GARDEN AND SHRUBS**

DIRECTIONS: To bait Japanese Beetle Traps with ELLISCO Granular Bait (Lure), remove the cover from the top of the Trap and pour or spoon the bait into the perforated container. Replace the cover and hang the baited trap on a stand well above the ground. Place stand near, but not too close to, the foliage infested. Under ordinary weather conditions the bait should be effective from four to six weeks. For best results, add a little fresh bait every few days.

DO NOT REUSE CONTAINER. DESTROY WHEN EMPTY.

IMPORTANT: This aromatic lure serves to attract adult, flying Japanese Beetles into the trap from which they cannot escape. Caught beetles should be disposed of as noted below.

TO DESTROY THE BEETLES: Unscrew the perforated cage from the bottom of the trap. This should be done in the early evening, about dusk, when the beetles are inactive. Kill the beetles by pouring them into a bucket partly filled with hot soapy water, or cold water with a little kerosene added. Replace the cage and hang the trap for the next day's catch. The dead beetles should be buried or disposed of promptly.

EPA REG. NO. 24067-1

Manufactured by

ELLISCO INC.

140 LABEL

JAPANESE

TRAPS, CAGES AND BAIT
REDUCE DAMAGE TO
GARDEN AND SHRUBS



for use
with

BEETLE BAIT

(AROMATIC LURE)

JAPANESE BEETLE TRAPS

New, High-Potency Formula

ACTIVE INGREDIENTS:

2-Phenylethyl
Propionate 6.0%
Eugenol 2.6%

INERT INGREDIENTS 91.4%

NET WT. 1-LB.

ACCEPTED
JAN 9 1974

PRESENT

WARNING: Keep out of reach of

children. Harmful if swallowed. May cause skin irritation. Avoid contact with skin and eyes. Avoid storage around feed or foodstuffs. May cause skin sensitization. Wash thoroughly with soap and water. If irritation persists seek medical attention.

Use only in areas not accessible to children and pets.



DIRECTIONS: To bait Japanese Beetle Traps with ELLISCO Granular Bait (Lure), remove the cover from the top of the Trap and pour or spoon the bait into the perforated container. Replace the cover and hang the baited trap on a stand well above the ground. Place stand near, but not too close to, the foliage infested. Under ordinary weather conditions the bait should be effective from four to six weeks. For best results, add a little fresh bait every few days.

DO NOT REUSE CONTAINER. DESTROY WHEN EMPTY.

IMPORTANT: This aromatic lure serves to attract adult, flying Japanese Beetles into the trap from which they cannot escape. Caught beetles should be disposed of as noted below.

TO DESTROY THE BEETLES: Unscrew the perforated cage from the bottom of the trap. This should be done in the early evening, about dusk, when the beetles are inactive. Kill the beetles by pouring them into a bucket partly filled with hot soapy water, or cold water with a little kerosene added. Replace the cage and hang the trap for the next day's catch. The dead beetles should be buried or disposed of promptly.

ELLISCO INC.

American & Luzerne Streets Philadelphia, Pa. 19104

ELLISCO Granular
JAPANESE

BEETLE BAIT

(AROMATIC LURE)

JAPANESE BEETLE TRAPS

New, High-Potency Formula

ACTIVE INGREDIENTS:

2-Phenylethyl
Propionate 6.0%
Eugenol 2.6%


INERT INGREDIENTS 91.4%

CAUTION: Keep out of reach of

children. Avoid contact with skin and eyes. Wash thoroughly with soap and water. If irritation occurs seek medical attention.



TRAPS, CAGES AND BAIT
REDUCE DAMAGE TO YOUR
GARDEN AND SHRUBS



for use
with

DIRECTIONS: To bait Japanese Beetle Traps with ELLISCO Granular Bait (Lure), remove the cover from the top of the Trap and pour or spoon the bait into the perforated container. Replace the cover and hang the baited trap on a stand well above the ground. Place stand near, but not too close to, the foliage infested. Under ordinary weather conditions the bait should be effective from four to six weeks. For best results, add a little fresh bait every few days.

DO NOT REUSE CONTAINER. DESTROY WHEN EMPTY.

IMPORTANT: This aromatic lure serves to attract adult, flying Japanese Beetles into the trap from which they cannot escape. Caught beetles should be disposed of as noted below.

TO DESTROY THE BEETLES: Unscrew the perforated cage from the bottom of the trap. This should be done in the early evening, about dusk, when the beetles are inactive. Kill the beetles by pouring them into a bucket partly filled with hot soapy water, or cold water with a little kerosene added. Replace the cage and hang the trap for the next day's catch. The dead beetles should be buried or disposed of promptly.

Now, High-Potency Formula

ACTIVE INGREDIENTS:

2-Phenylethyl
Propionate 6.0%
Eugenol 2.6%

INERT INGREDIENTS 91.4%

NET WT. 1-LB.

ACCEPTED
JAN 9 1974

PRESENT

WARNING: Keep out of reach of

children. Harmful if swallowed. May cause skin irritation. Avoid contact with skin and eyes. Avoid storage around feed or foodstuffs. May cause skin sensitization. Wash thoroughly with soap and water. If irritation persists seek medical attention.

Use only in areas not accessible to children and pets.

the trap from
noted below.

TO DESTROY THE
This should be done
the beetles by pouring
with a little kerosene.
The dead beetles

Manufactured by

American

Elisco

Granular
JAPANESE

Elisco

BEEBLE BAIT

(AROMATIC LURE)

JAPANESE BEEBLE TRAPS

New, High-Potency Formula

ACTIVE INGREDIENTS:

2-Phenylethyl
Propionate 6.0%
Eugenol 2.6%

CAUTION: Keep out of reach of


children. Avoid contact with skin and eyes.
Wash thoroughly with soap and water. If irritation



DIRECTIONS: To be
the cover from the top.
Replace the cover as
near, but not too close.
should be effective
few days.

IMPORTANT: To
the trap from the top
noted below.

TO DESTROY THE
This should be done
the beetles by pouring
with a little kerosene.
The dead beetles



Page (3 of 3)

4-02 LABEL

No. 40
4-OZ. **ELLISCO** Granular **JAPANESE**

BEETLE BAIT (AROMATIC LURE)
JAPANESE BEETLE TRAPS
New, High-Potency Formula

ACTIVE INGREDIENTS:
2-Phenylethyl Propionate 6.0%
Eugenol 2.6%
INERT INGREDIENTS 91.4%

WARNING: Keep out of reach of children. Harmful if swallowed. May cause skin irritation. Avoid contact with skin and eyes. Avoid storage around feed or foodstuffs. May cause skin sensitization. Wash thoroughly with soap and water. If irritation persists seek medical attention. Use only in areas not accessible to children and pets.

DIRECTIONS: To bait Japanese Beetle Traps with ELLISCO Granular Bait (Lure), remove the cover from the top of the Trap and pour or spoon the bait into the perforated container. Replace the cover and hang the baited trap on a stand well above the ground. Place stand near, but not too close to, the foliage infested. Under ordinary weather conditions the bait should be effective from four to six weeks. For best results, add a little fresh bait every few days.

IMPORTANT: This aromatic lure serves to attract adult, flying Japanese Beetles into the trap from which they cannot escape. Caught beetles should be disposed of as noted below.

TO DESTROY THE BEETLES: unscrew the perforated cage from the bottom of the trap. This should be done in the early evening, about dusk, when the beetles are inactive. Kill the beetles by pouring them into a bucket partly filled with hot soapy water, or cold water with a little kerosene added. Replace the cage and hang the trap for the next day's catch. The dead beetles should be buried or disposed of promptly.

Manufactured by **ELLISCO INC.**
American & Luzerne Streets • Philadelphia, Pennsylvania 19140

PRESENT

No. 40
4-OZ. **ELLISCO** Granular **JAPANESE**

BEETLE BAIT (AROMATIC LURE)
JAPANESE BEETLE TRAPS
New, High-Potency Formula

ACTIVE INGREDIENTS:
2-Phenylethyl Propionate 6.0%
Eugenol 2.6%
INERT INGREDIENTS 91.4%

CAUTION: Keep out of reach of children.

DIRECTIONS: To bait Japanese Beetle Traps with ELLISCO Granular Bait (Lure), remove the cover from the top of the Trap and pour or spoon the bait into the perforated container. Replace the cover and hang the baited trap on a stand well above the ground. Place stand near, but not too close to, the foliage infested. Under ordinary weather conditions the bait should be effective from four to six weeks. For best results, add a little fresh bait every few days.

IMPORTANT: This aromatic lure serves to attract adult, flying Japanese Beetles into the trap from which they cannot escape. Caught beetles should be disposed of as noted below.

TO DESTROY THE BEETLES: unscrew the perforated cage from the bottom of the trap. This should be done in the early evening, about dusk, when the beetles are inactive. Kill the beetles by pouring them into a bucket partly filled with hot soapy water, or cold water with a little kerosene added. Replace the cage and hang the trap for the next day's catch. The dead beetles should be buried or disposed of promptly.

EPA Reg. No. 24067-1
Manufactured by **ELLISCO INC.**
American & Luzerne Streets • Philadelphia, Pennsylvania 19140

PROPOSED


Camera man's Note

Poor Copy

Page (3 of 3)

4-02 LABEL

TRAPS, CAGES AND BAIT
REDUCE DAMAGE TO YOUR
GARDEN AND SHRUBS



BEETLE BAIT (AROMATIC LURE)

JAPANESE BEETLE TRAPS
New, High-Potency Formula

ACTIVE INGREDIENTS:
2-Phenylethyl
Propionate 6.0%
Eugenol 2.6%
INERT INGREDIENTS 91.4%

WARNING: Keep out of reach of children. Harmful if swallowed. May cause skin irritation. Avoid contact with skin and eyes. Avoid storage around feed or foodstuffs. May cause skin sensitization. Wash thoroughly with soap and water. If irritation persists seek medical attention. Use only in areas not accessible to children and pets.


DIRECTIONS: To bait Japanese Beetle Traps with ELLISCO Granular Bait (Lure), remove the cover from the top of the Trap and pour or spoon the bait into the perforated container. Replace the cover and hang the baited trap on a stand well above the ground. Place stand near, but not too close to, the foliage infested. Under ordinary weather conditions the bait should be effective from four to six weeks. For best results, add a little fresh bait every few days.

IMPORTANT: This aromatic lure serves to attract adult, flying Japanese Beetles into the trap from which they cannot escape. Caught beetles should be disposed of as noted below.

TO DESTROY THE BEETLES: unscrew the perforated cage from the bottom of the trap. This should be done in the early evening, about dusk, when the beetles are inactive. Kill the beetles by pouring them into a bucket partly filled with hot soapy water, or cold water with a little kerosene added. Replace the cage and hang the trap for the next day's catch. The dead beetles should be buried or disposed of promptly.

ELLISCO INC

PRESENT



No. 40 4-02. ELLISCO Granular JAPANESE

BEETLE BAIT (AROMATIC LURE)

JAPANESE BEETLE TRAPS
New, High-Potency Formula

ACTIVE INGREDIENTS:
2-Phenylethyl
Propionate 6.0%
Eugenol 2.6%
INERT INGREDIENTS 91.4%

CAUTION: Keep out of reach of children.

DIRECTIONS: To bait Japanese Beetle Traps with ELLISCO Granular Bait (Lure), remove the cover from the top of the Trap and pour or spoon the bait into the perforated container. Replace the cover and hang the baited trap on a stand well above the ground. Place stand near, but not too close to, the foliage infested. Under ordinary weather conditions the bait should be effective from four to six weeks. For best results, add a little fresh bait every few days.

IMPORTANT: This aromatic lure serves to attract adult, flying Japanese Beetles into the trap from which they cannot escape. Caught beetles should be disposed of as noted below.

TO DESTROY THE BEETLES: unscrew the perforated cage from the bottom of the trap. This should be done in the early evening, about dusk, when the beetles are inactive. Kill the beetles by pouring them into a bucket partly filled with hot soapy water, or cold water with a little kerosene added. Replace the cage and hang the trap for the next day's catch. The dead beetles should be buried or disposed of promptly.

EPA Reg. No. 24067

Manufactured by ELLISCO INC.
American & Luzerne Streets • Philadelphia, Pennsylvania 19140

PROPOSED

Cameraman's Note

Poor Copy