

23566-20

7/13/2012

1/9

UNITED STATES ENVIRONMENTAL PROTECTION AGENCY  
WASHINGTON, D.C. 20460

JUL 13 2012



United States  
Environmental Protection  
Agency

**Office of Pesticide Programs**

International Paints, LLC  
2270 Morris Avenue  
Union, N. J. 07083

Attention: John P. Pazdera  
Pesticide Registration Manager

**Subject: Bio C3 Continuous Copper Copolymer**  
EPA Registration No. 23566-20  
Notification Dated June 14, 2012

This will acknowledge receipt of your notification, submitted under the provisions of FIFRA Section 3(c)(9).

**Proposed Notification**

- To revise the Storage and Disposal statement per PR Notice 2007-4

**General Comments**

Based on a review of the submitted material, the following comments apply.

The Notification is in compliance with PR Notice 98-10 and is acceptable. This information has been made a part of your file.


If you have any questions concerning this letter, please contact Martha Terry at (703) 308-6217.

Sincerely,

A handwritten signature in cursive script, appearing to read "Martha Terry".

Marshall Swindell  
Product Manager (33)  
Regulatory Management Branch 1  
Antimicrobials Division (7510P)



**AkzoNobel**

Tomorrow's Answers Today

Mr. Marshall Swindell  
Product Manager 33  
Regulatory Management Branch 1  
Antimicrobial Division  
Office of Pesticide Programs (7504P)  
U.S. EPA  
Room S-4900, One Potomac Yard  
2777 South Crystal Drive  
Arlington, VA 22202-4501

Via Federal Express

June 14, 2012

Re: Bio C3 Continuous Copper Copolymer  
EPA Reg. No. 23566-20  
Notification - Response to PR Notice 2007-4

Dear Mr. Swindell:


The enclosed Notification pertains to our product Bio C3 Continuous Copper Copolymer, EPA Reg. No. 23566-20. Specifically, we wish to make the following label change:

- Revise the Storage and Disposal statement in accord with PR Notice 2007-4.  
No other changes are being made.

As this is an Agency-initiated amendment, no registration service fee is required.

In support of this application, please find enclosed:

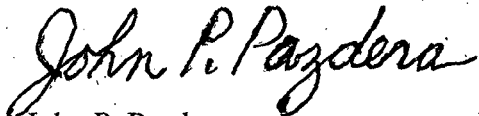
- Application for Amendment Form (8570-1)
- Five (5) copies of revised labeling
- Copy of EPA stamped label dated 8/4/03
- Certification Statement



4/9  
Mr. Marshall Swindell  
June 14, 2012  
Page 2

Please do not hesitate to contact me at 908-964-2288 if there are any questions concerning this submission.

Very truly yours,

A handwritten signature in cursive script that reads "John P. Pazdera".

John P. Pazdera  
Pesticide Registration Manager

JPP/cd

Enclosures

5/9

# BIO C3

## CONTINUOUS COPPER COPOLYMER

### 3901 BLUE

Exceptional Multi-Season Ablative Antifoulant  
Controlled Polishing for Power or Sail  
Manufactured by Interlux, A Division of International Paint LLC  
Multi-Season Copolymer Antifouling Bottom Paint

**KEEP OUT OF REACH OF CHILDREN**

### WARNING

See side panel for additional precautionary statements

NET CONTENTS: ONE U.S. GALLON (3.785 LITERS)

EPA Registration No. 23566-20  
EPA Establishment No. 2693-NJ-1

Active Ingredient:	Percent
Cuprous Oxide	55.00%
Inert Ingredients	<u>45.00%</u>
	100.00%

DISCLAIMER: The performance of any marine paint or coating depends on many factors outside the control of International Paint LLC including surface preparation, proper application and environmental conditions. Therefore, International Paint LLC cannot guarantee this product's suitability for your particular purpose or application. IMPLIED WARRANTIES OF FITNESS FOR A PARTICULAR PURPOSE AND OF MERCHANTABILITY ARE EXCLUDED. INTERNATIONAL PAINT LLC SHALL NOT, UNDER ANY CIRCUMSTANCES, BE LIABLE FOR INCIDENTAL OR CONSEQUENTIAL DAMAGES. By purchase or use, of the product, buyer agrees that the sole and exclusive remedy, if any, is limited to the refund of the purchase price or replacement of the product at International Paint LLC's option.

International Paint LLC  
2270 Morris Avenue  
Union, NJ 07083

## **PRECAUTIONARY STATEMENTS HAZARDS TO HUMANS AND DOMESTIC ANIMALS**

Causes eye irritation. Harmful if absorbed through skin. Avoid contact with skin, eyes or clothing. Wear protective clothing such as gloves, long sleeved cotton shirt, long pants and hat. May be fatal if swallowed or inhaled. Do not breathe dust, vapor or spray mist. Wear a mask or respirator jointly approved by the Mining Enforcement and Safety Administration and by the National Institute for Occupational Safety and Health, while sanding boat surfaces. Remove contaminated clothing and wash before reuse. Wash thoroughly with soap and water after handling.

### **FIRST AID**

#### **If Swallowed:**

- Immediately call a poison control center or doctor.
- Do not induce vomiting unless told to do so by a poison control center or doctor.
- Do not give **any** liquid to the person.
- Do not give anything by mouth to an unconscious person.

#### **If on skin or clothing:**

- Take off contaminated clothing.
- Rinse skin immediately with plenty of water for 15-20 minutes.
- Call a poison control center or doctor for treatment advice.

#### **If inhaled:**

- Move person to fresh air.
- If person is not breathing, call 911 or an ambulance, then give artificial respiration, preferably mouth-to-mouth if possible.
- Call a poison control center or doctor for further treatment advice.

#### **If in eyes:**

- Hold eye open and rinse slowly and gently with water for 15-20 minutes.
- Remove contact lenses, if present, after the first 5 minutes, then continue rinsing eye.
- Call a poison control center or doctor for treatment advice.

**Other:** Have the product container or label with you when calling a poison control center or doctor or going for treatment.

### ENVIRONMENTAL HAZARDS

This paint is toxic to fish. Do not apply directly to water by cleaning of equipment or disposal of wastes. Do not allow chips and dust generated during paint removal to enter water. Dispose of paint debris in an approved landfill. Do not discharge effluent containing this product into lakes, streams, ponds, estuaries, oceans and other waters unless in accordance with the requirements of a National Pollution Discharge Elimination System (NPDES) permit and the permitting authority has been notified in writing prior to discharge. Do not discharge effluent to sewer system without previously notifying the local sewage treatment plant authority. For guidance contact your State Water Board or Regional Office of the EPA.

### PHYSICAL AND CHEMICAL HAZARDS

Do not use or store near heat or open flame.

### STORAGE AND DISPOSAL

Do not contaminate water, food or feed by storage or disposal. Open dumping is prohibited.

**PESTICIDE DISPOSAL:** Pesticide wastes are acutely hazardous. Improper disposal of excess pesticide, spray mixture, or rinsate is a violation of Federal Law. If these wastes cannot be disposed of by use according to label instructions, contact your State Pesticide or Environmental Control Agency, or the Hazardous Waste representative at the nearest EPA Regional Office for guidance.

**CONTAINER DISPOSAL:** Non-refillable container. Do not reuse or refill this container. Triple rinse as follows: Empty the remaining contents into application equipment or a mix tank and drain for 10 seconds after the flow begins to drip. Fill the container  $\frac{1}{4}$  full with water and recap. Shake for 10 seconds. Pour rinsate into application equipment or a mix tank or store rinsate for later use or disposal. Drain for 10 seconds after the flow begins to drip. Repeat this procedure two more times.

### PRODUCT DESCRIPTION

Bio C3 provides multi-season antifouling protection against barnacles, algae, and hydroids in salt and fresh water on boat bottoms only. Its ablative copolymer base renders a hard, smooth finish with durability and abrasion resistance. Bio C3 releases biocide by the constant exposure of new paint film to the water. It has universal application over all types of properly prepared bottom paints (except aluminum). For use on fast fiberglass boats, as well as wood and steel hulls. Extended protection is possible, since performance is directly proportional to the amount of paint applied.

## **DIRECTIONS FOR USE**

It is a violation of Federal Law to use this product in a manner inconsistent with its labeling.

## **SURFACE PREPARATION**

Surface must always be clean, dry and properly prepared prior to painting. Failure to do so will lead to eventual blistering and/or peeling. All sanded surfaces must be wiped clean with [70021 Reducer/Thinner; West Marine Model 329591 Reducer/Thinner; 551 Dewaxer; Interlux Fiberglass Solvent Wash 202] to remove sanding residue.

## **GENERAL APPLICATION**

For use on boats below the true waterline. Can be brushed or rolled on fiberglass, wood, steel and previously painted surfaces per application systems below. Do not use on aluminum. Apply at least 3 coats for best performance, as the life of the paint is proportional to the number of coats applied.

## **MIXING AND THINNING**

Shake or mix thoroughly and stir continuously while using. Thin when necessary with [70021 Reducer/Thinner; West Marine Model 329591 Reducer/Thinner; 551 Thinner; Interlux Special Thinner 216; Brush Ease 433].

## **THEORETICAL COVERAGE**

Depending on surface and conditions, one gallon of bottom paint will usually cover over 350 square feet of surface when brushed or rolled.

## **CLEAN UP**

Use [70021 Reducer/Thinner; West Marine Model 329591 Reducer/Thinner; 551 Reducer/Thinner; Interlux Special Thinner 216] for cleaning equipment and paint brushes.

## **ESTIMATED DRY TIMES**

Bottom paints are designed for overcoating after an overnight dry. Prior to launching, allow a minimum dry of overnight and maximum of 60 days, if drying conditions are poor, or if paint was applied too thickly, longer periods of drying will be required. Fresh coats of paint must be thoroughly dry before overcoating.

## **YEARLY REPAINTING**

Scrub bottom clean at haul-out. Repaint only if old paint is sound and tight; if not, remove it by sanding or with paint remover. If old paint is rough, sand it with 100-150 grit sandpaper. Prepare seams, nicks and chips as below. Spotcoat any scuffs with antifoulant. Apply 3 coats of antifoulant.

**ON BARE WOOD:** If seams are not flush, fill them with seam compound; dry several days until skin forms. Do not sand. Fill nicks with [Interlux Interprotect Watertite V135 Trowel Cement]. Dry hard, sand, apply [3035 Undercoat Primer, a high quality marine undercoat primer; 173 Undercoat Primer; Interlux Primocon 360R]. Then apply 3 coats of antifoulant.



**ON BARE FIBERGLASS:** Dewax by washing with [70021 Reducing/Thinner; West Marine Model 329591 Reducer/Thinner; 551 Dewaxer; Interlux Fiberglass Solvent Wash 202]. Remove dissolved wax at once with clean paper towels or rags; repeat. Sand hard to a dull finish with 80-100 grit sandpaper. Fill any chips with [Interlux Interprotect Watertite V135 Trowel Cement]. Dry hard, sand, apply [3035 Supercoat White Primer or 3038 Non-Sanding Gray Primer, a high quality marine primer or high quality marine non-sanding primer; 179 No-Sand Primer or 173 White Undercoat Primer; Interlux Interprotect 2000E]. Then apply 3 coats of antifoulant.

**ON BARE STEEL:** Sandblast surface to a near white metal. Remove blast residue with a broom and airhose. Wipe off with [70021 Reducer/Thinner; West Marine Model 329591 Reducer/Thinner; 551 Dewaxer; Interlux Fiberglass Solvent Wash 202]. Do not sand. Fill in any imperfections with fairing compound. Sand smooth and wipe clean. Apply 3 coats of [3037 Red Oxide Primer or 3039 Zinc Chromate Primer; high quality marine red oxide primer or high quality marine zinc chromate primer; 408 Red Lead Primer or B304 2-Part Red Epoxy Primer; Interlux Interprotect 2000E] followed by 3 coats of antifoulant.