

UNITED STATES ENVIRONMENTAL PROTECTION AGENCY

23566-19

4/28/2004

Page 1 of 7

APR 28 2004

International Paint, Inc
2270 Morris Avenue
Union, N. J. 07083

Attention: John P. Pazdera
Pesticide Registration Manager


Subject: Copperplus 661 Blue
EPA Registration No. 23566-19
Your Notification Dated March 30, 2004

This will acknowledge receipt of your notification to include the word "WARNING" after "Hazards to Humans and Domestic Animals" and preceding the precautionary statements, submitted under the provisions of FIFRA Section 3(c)(9). Based on a review of the submitted material, the following comments apply.

The notification is in compliance with PR Notice 98-10 and is acceptable. This information has been added to your file.

If you have any questions concerning this letter, please contact Martha Terry at (703) 308-6217.

Sincerely



Marshall Swindell
Product Manager (33)
Regulatory Management Branch 1
Antimicrobials Division (7510C)

CONCURRENCES

SYMBOL							
SURNAME							
DATE							

33

2 3 7



Marine and Protective Coatings

March 30, 2004

Mr. Marshall Swindell
Product Manager (33)
Regulatory Management Branch 1
Antimicrobial Division (7504C)
U.S. EPA
Room 266A, Crystal Mall 2
1921 Jefferson Davis Highway
Arlington, VA 22202-4501

Via Federal Express

Re: Copperplus 661 Blue
EPA Reg. No. 23566-19
Notification – Minor Labeling Change

Dear Mr. Swindell:

The enclosed notification pertains to our product Copperplus 661 Blue, EPA Reg. No. 23566-19. Specifically, we wish to make the following label change:

- Add the signal word "WARNING" after "Hazards to Humans and Domestic Animals" and preceding the precautionary statements. This wording was present on the original EPA-stamped label dated 4/13/94 but was inadvertently omitted from subsequent labels submitted to the Agency. No other changes are being made.

In support of this application, please find enclosed:

- Application for Amendment Form (8570-1)
- Five(5) copies of revised labeling
- Copy of EPA-stamped label dated 8/4/03
- Certification Statement

Please do not hesitate to contact me at 908-964-2288 if there are any questions concerning this submission.

Very truly yours,

John P. Pazdera
John P. Pazdera
Pesticide Registration Manager

JPP/cd

Enclosures



International Paint Inc.
2270 Morris Avenue
Union, New Jersey 07082
USA
Tel: (800) 441-1781
Fax: (908) 441-1541



Use read instructions on reverse before completing form.

Form Approved. OMB No. 2070-0080. Approval expires 2-28-95

3 7 7



United States
Environmental Protection Agency
Washington, DC 20460

<input type="checkbox"/>	Registration
<input type="checkbox"/>	Amendment
<input checked="" type="checkbox"/>	Other

OPP Identifier Number

Application for Pesticide - Section I

1. Company/Product Number 23566-19	2. EPA Product Manager M. Swindell	3. Proposed Classification <input checked="" type="checkbox"/> None <input type="checkbox"/> Restricted
4. Company/Product (Name) Copperplus 661 Blue	PM# 33	
5. Name and Address of Applicant (Include ZIP Code) International Paint Inc. 2270 Morris Avenue Union, NJ 07083 <input type="checkbox"/> Check if this is a new address	6. Expedited Review. In accordance with FIFRA Section 3(c)(3) (b)(i), my product is similar or identical in composition and labeling to: EPA Reg. No. _____ Product Name _____	

Section - II

<input type="checkbox"/> Amendment - Explain below.	<input type="checkbox"/> Final printed labels in response to Agency letter dated _____
<input type="checkbox"/> Resubmission in response to Agency letter dated _____	<input type="checkbox"/> "Me Too" Application.
<input checked="" type="checkbox"/> Notification - Explain below.	<input type="checkbox"/> Other - Explain below.

Explanation: Use additional page(s) if necessary. (For section I and Section II.)
 Notification - Add signal word "WARNING" after the phrase "Hazards to Humans and Domestic Animals" and preceding the precautionary statements.

Section - III

1. Material This Product Will Be Packaged In:				2. Type of Container	
Child-Resistant Packaging <input type="checkbox"/> Yes <input type="checkbox"/> No <i>Certification must submitted</i>	Unit Packaging <input type="checkbox"/> Yes <input type="checkbox"/> No If "Yes" Unit Packaging wgt. No. per container	Water Soluble Packaging <input type="checkbox"/> Yes <input type="checkbox"/> No If "Yes" Package wgt No. per container		<input type="checkbox"/> Metal <input type="checkbox"/> Plastic <input type="checkbox"/> Glass <input type="checkbox"/> Paper <input type="checkbox"/> Other (Specify) _____	
3. Location of Net Contents Information <input type="checkbox"/> Label <input type="checkbox"/> Container		4. Size(s) Retail Container		5. Location of Label Directions <input type="checkbox"/>	
6. Manner in Which Label is Affixed to Product <input type="checkbox"/> Lithograph <input type="checkbox"/> Paper glued <input type="checkbox"/> Stenciled				<input type="checkbox"/> Other _____	

Section - IV

1. Contact Point (Complete items directly below for identification of individual to be contacted, if necessary, to process this application.)		
Name John P. Pazdera	Title Pesticide Registration Manager	Telephone No. (Include Area Code) 908-964-2288
Certification I certify that the statements I have made on this form and all attachments thereto are true, accurate and complete. I acknowledge that any knowingly false or misleading statement may be punishable by fine or imprisonment or both under applicable law.		6. Date Application Received (Stamped)
2. Signature <i>John P. Pazdera</i>	3. Title Pesticide Registration Manager	
4. Typed Name John P. Pazdera	5. Date 3/30/04	




487

Marine and Protective
Coatings

CERTIFICATION FOR NOTIFICATION

"This notification is consistent with the provisions of PR Notice 95-2 and EPA regulations at 40 CFR 152.46, and no other changes have been made to the labeling or the confidential statement of formula for this product. I understand that it is a violation of 18 U.S.C. Sec. 1001 to willfully make any false statement to EPA. I further understand that if this notification is not consistent with the terms of PR Notice 95-2 and 40 CFR 152.46, this product may be in violation of FIFRA and I may be subject to enforcement action and penalties under sections 12 and 14 of FIFRA."


John P. Pazdera
Pesticide Registration Manager

X. Interlux.


International Paint Inc.
2270 Morris Avenue,
Union, New Jersey 07083
USA
Tel. (800) 631-7481
Fax. (908) 686-8545


★ U.S. YACHT ★

a fine paint **PAINT** *for fine boats*

Keep Out of Reach
of Children
WARNING
SEE SIDE PANELS FOR
ADDITIONAL PRECAUTIONARY
STATEMENTS

ACTIVE INGREDIENT:
CUPROUS OXIDE 43.0%
INERT INGREDIENTS 57.0%
TOTAL: 100.0%
EPA REG. 23566-19
EPA ESTABLISHMENT 2693-NJ-1
CONTAINS PETROLEUM DISTILLATES

DISCLAIMER: The performance of any marine paint or coating depends on many factors outside the control of our company including surface preparation, proper application, and environmental condition. Therefore, we cannot guarantee this product's suitability for your particular purpose or application. Implied warranties or fitness for a particular purpose and of merchantability are excluded. We shall not, under any circumstances, be liable for incidental or consequential damages. By purchase or use of this product, buyer agrees that the sole and exclusive remedy, if any, is limited to the refund of the purchase price or replacement of the product, at the company's option.

STORAGE AND DISPOSAL

STORE IN A DRY AREA AWAY FROM HEAT AND SEVERE COLD. KEEP PARTIALLY USED CONTAINER TIGHTLY SEALED. DO NOT CONTAMINATE WATER, FOOD OR FEED BY STORAGE OR DISPOSAL.

PESTICIDE DISPOSAL

PESTICIDE WASTES ARE TOXIC. IMPROPER DISPOSAL OF EXCESS PESTICIDES OR RINSATE IS A VIOLATION OF FEDERAL LAW. IF THESE WASTES CANNOT BE DISPOSED OF BY USE ACCORDING TO LABEL INSTRUCTIONS, CONTACT YOUR STATE PESTICIDE OR ENVIRONMENTAL CONTROL AGENCY, OR HAZARDOUS WASTE REPRESENTATIVE AT THE NEAREST EPA REGIONAL OFFICE FOR GUIDANCE.

CONTAINER DISPOSAL

TRIPLE RINSE CONTAINER, THEN OFFER IT FOR RECYCLING OR RECONDITIONING, OR PUNCTURE AND DISPOSE OF IN A SANITARY LANDFILL, OR BY OTHER PROCEDURES APPROVED BY STATE AND LOCAL AUTHORITIES.

FIBERGLASS ANTI-FOULING BOTTOM PAINT

COPPER PLUS

661 BLUE

A full season of protection at a money-saving price
Hard, Full Season Powerboat Antifoulant
Polishing Full Season Sailboat Antifoulant
Overcoats Existing Bottom Paint - Fiberglass, Wood, Steel
Manufactured by Interlux, A Division of International Paint Inc.

NET CONTENTS ONE U.S. GALLON (3.785 LITERS)

587

**PRECAUTIONARY STATEMENTS
HAZARDS TO HUMANS AND DOMESTIC ANIMALS**

WARNING

CAUSES EYE IRRITATION. HARMFUL IF ABSORBED THROUGH SKIN. AVOID CONTACT WITH SKIN, EYES, OR CLOTHING. WEAR PROTECTIVE CLOTHING SUCH AS GLOVES, LONG SLEEVED COTTON SHIRT, LONG PANTS AND HAT. MAY BE FATAL IF SWALLOWED OR INHALED. DO NOT BREATHE DUST, VAPOR, OR SPRAY MIST. WEAR A MASK OR RESPIRATOR JOINTLY APPROVED BY THE MINING ENFORCEMENT AND SAFETY ADMINISTRATION AND BY THE NATIONAL INSTITUTE FOR OCCUPATIONAL SAFETY AND HEALTH WHILE SANDING BOAT SURFACES. REMOVE CONTAMINATED CLOTHING AND WASH BEFORE REUSE. WASH THOROUGHLY WITH SOAP AND WATER AFTER HANDLING.

FIRST AID

If Swallowed:

- Immediately call a poison control center or doctor.
- Do not induce vomiting unless told to do so by a poison control center or doctor.
- Do not give any liquid to the person.
- Do not give anything by mouth to an unconscious person.

If on skin or clothing:

- Take off contaminated clothing.
- Rinse skin immediately with plenty of water for 15-20 minutes.
- Call a poison control center or doctor for treatment advice.

If Inhaled:

- Move person to fresh air.
- If person is not breathing, call 911 or an ambulance, then give artificial respiration, preferably mouth-to-mouth if possible.
- Call a poison control center or doctor for further treatment advice.

If in eyes:

- Hold eye open and rinse slowly and gently with water for 15-20 minutes.
- Remove contact lenses, if present, after the first 5 minutes, then continue rinsing eye.
- Call a poison control center or doctor for treatment advice.

Other: Have the product container or label with you when calling a poison control center or doctor or going for treatment.


Note to Physician: Contains petroleum distillate – vomiting may cause aspiration pneumonia.

ENVIRONMENTAL HAZARDS

This paint is toxic to fish. Do not apply directly to water by cleaning of equipment or disposal of wastes. Do not allow chips and dust generated during paint removal to enter water. Dispose of paint debris in an approved landfill. Do not discharge effluent containing this product into lakes, streams, ponds, estuaries, oceans and other waters unless in accordance with the requirements of a National Pollution Discharge Elimination System (NPDES) permit and the permitting authority has been notified in writing prior to discharge. Do not discharge effluent to sewer system without previously notifying the local sewage treatment plant authority. For guidance contact your State Water Board or Regional Office of the EPA.

PHYSICAL AND CHEMICAL HAZARDS

DO NOT USE OR STORE NEAR HEAT OR OPEN FLAME.



PRODUCT DESCRIPTION: THIS PRODUCT PROVIDES ANTIFOULING PROTECTION AGAINST BARNACLES, ALGAE, AND HYDROIDS IN SALT AND FRESH WATER ON BOAT BOTTOMS ONLY. ITS MODIFIED EPOXY BASE RENDERS A HARD, SMOOTH FINISH WITH DURABILITY AND ABRASION RESISTANCE. IT HAS UNIVERSAL APPLICATION OVER ALL TYPES OF PROPERLY PREPARED BOTTOM PAINTS (EXCEPT ALUMINUM). FOR USE ON FAST FIBERGLASS BOATS, AS WELL AS WOOD AND STEEL HULLS, WHERE A TOUGHER THAN NORMAL COATING IS DESIRED. MAY BE BURNISHED EVEN SMOOTHER FOR RACING SAIL AND POWER BOATS.

DIRECTIONS FOR USE

IT IS A VIOLATION OF FEDERAL LAW TO USE THIS PRODUCT IN A MANNER INCONSISTENT WITH ITS LABELING.

SURFACE PREPARATION: SURFACE MUST ALWAYS BE CLEAN, DRY AND PROPERLY PREPARED PRIOR TO PAINTING. FAILURE TO DO SO WILL LEAD TO EVENTUALLY BLISTERING AND/OR PEELING. ALL SANDED SURFACES MUST BE WIPED CLEAN WITH [70021 REDUCER/THINNER; WEST MARINE MODEL 329591; REDUCER/THINNER; INTERLUX FIBERGLASS SOLVENT WASH 202; 551 DEWAXER] TO REMOVE SANDING RESIDUE.

GENERAL APPLICATION: FOR USE ON BOATS BELOW THE TRUE WATERLINE. CAN BE BRUSHED OR ROLLED ON FIBERGLASS, WOOD, STEEL AND PREVIOUSLY PAINTED SURFACES PER APPLICATION SYSTEMS BELOW. DO NOT USE ON ALUMINUM. TWO (2) COATS ARE RECOMMENDED FOR BEST PERFORMANCE.

MIXING AND THINNING: SHAKE OR MIX THOROUGHLY AND STIR CONTINUOUSLY WHILE USING. WHEN APPLYING WITH BRUSH OR ROLLER, DO NOT THIN BOTTOM PAINTS.

THEORETICAL COVERAGE: DEPENDING ON SURFACE AND CONDITIONS, ONE GALLON OF BOTTOM PAINT WILL USUALLY COVER OVER 350 SQUARE FEET OF SURFACE WHEN BRUSHED OR ROLLED.

CLEAN UP: USE [70021 REDUCER/THINNER; WEST MARINE MODEL 329591 REDUCER/THINNER; 551 DEWAXER; INTERLUX SPECIAL THINNER 216] FOR CLEANING EQUIPMENT AND PAINT BRUSHES.

ESTIMATED DRY TIMES: BOTTOM PAINTS ARE DESIGNED FOR OVERCOATING AFTER AN OVERNIGHT DRY. PRIOR TO LAUNCHING, ALLOW A MINIMUM DRY OF OVERNIGHT AND MAXIMUM OF 60 DAYS. IF DRYING CONDITIONS ARE POOR, OR IF PAINT WAS APPLIED TOO THICKLY, LONGER PERIODS OF DRYING WILL BE REQUIRED. FRESH COATS

OF PAINT MUST BE THOROUGHLY DRY BEFORE OVERCOATING.

YEARLY REPAINTING: SCRUB BOTTOM CLEAN AT HAUL-OUT. REPAINT ONLY IF OLD PAINT IS SOUND AND TIGHT. IF NOT REMOVE IT BY SANDING OR WITH PAINT REMOVER. IF OLD PAINT IS ROUGH SAND IT WITH 100-150 GRIT SANDPAPER. PREPARE SEAMS, NICKS AND CHIPS AS BELOW. SPOT COAT ANY SCUFFS WITH ANTIFOULANT. APPLY 2 COATS OF ANTIFOULANT.

ON BARE WOOD: IF SEAMS ARE NOT FLUSH, FILL THEM WITH SEAM COMPOUND. DRY SEVERAL DAYS UNTIL SKIN FORMS. DO NOT SAND. FILL NICKS WITH [INTERLUX INTERPROTECT WATER TITE V135; TROWEL CEMENT] DRY HARD. SAND. APPLY [3035 UNDERCOAT PRIMER; 179 UNDERCOAT PRIMER; A HIGH QUALITY UNDERCOAT PRIMER; INTERLUX PRIMOCON 4380R]. THEN APPLY 2 COATS OF ANTIFOULANT.

ON BARE FIBERGLASS: DEWAX BY WASHING WITH [70021 REDUCER/THINNER; WEST MARINE MODEL 329591 REDUCER/THINNER; 551 DEWAXER; INTERLUX FIBERGLASS SOLVENT WASH 202] REMOVE DIS-SOLVED WAX AT ONCE WITH CLEAN PAPER TOWELS OR RAGS. REPEAT. SAND HARD TO A DULL FINISH WITH 80-100 GRIT SANDPAPER. FILL ANY CHIPS WITH INTERLUX INTERPROTECT WATER TITE V135. TROWEL CEMENT DRY HARD. SAND. APPLY [3035] PER COAT WHITE PRIMER OR [3039] NON-SANDING GRAY PRIMER; [179] NO SAND PRIMER OR [173] WHITE UNDERCOATER PRIMER; A HIGH QUALTY MARINE PRIMER OR A HIGH QUALITY MARINE NON-SANDING PRIMER; INTERLUX INTERPROTECT 2000E] THEN APPLY TWO COATS OF ANTIFOULANT.

ON BARE STEEL: SAND BLAST SURFACE TO A NEAR WHITE METAL. REMOVE BLAST RESIDUE WITH A BROOM AND AIR HOSE. WIPE OFF WITH [70021 REDUCER/THINNER; WEST MARINE MODEL 329591 REDUCER/THINNER; 551 DEWAXER; INTERLUX FIBERGLASS SOLVENT WASH 202] DO NOT SAND. FILL IN ANY IMPERFECTIONS WITH FAIRING COM- POUND. SAND SMOOTH AND WIPE CLEAN. APPLY 3 COATS OF [3037] RED OXIDE PRIMER OR [3039] ZINC CHROMATE PRIMER; [400] RED LEAD PRIMER OR [B304 2 PART] RED EPOXY PRIMER; A HIGH QUALTY MARINE RED OXIDE PRIMER OR A HIGH QUALTY MARINE ZINC CHROMATE PRIMER; INTERLUX INTER- PROTECT 2000E] FOLLOWED BY TWO COATS OF BOTTOM PAINT.

X. Interlux.

INTERNATIONAL PAINT INC.

2270 MORRIS AVENUE • UNION, NJ 07083 • 800-628-8422

