



UNITED STATES ENVIRONMENTAL PROTECTION AGENCY  
WASHINGTON, DC 20460

OFFICE OF CHEMICAL SAFETY  
AND POLLUTION PREVENTION

May 9, 2022

Mandy Styles  
Registration Manager  
Drexel Chemical Company  
PO Box 13327  
Memphis, TN 38113-0327

Subject: Registration Review Label Mitigation for Fomesafen  
Product Name: DREXEL FOMASATE HERBICIDE  
EPA Registration Number: 19713-679  
Application Date: 5/29/2018  
Decision Number: 583675

Dear Ms. Styles:

The Agency, in accordance with the Federal Insecticide, Fungicide and Rodenticide Act (FIFRA), as amended, has completed reviewing all the information submitted with your application to support the Registration Review of the above referenced product in connection with the Fomesafen Interim Decision, and has concluded that your submission is acceptable. The label referred to above, submitted in connection with registration under FIFRA, as amended, is acceptable.

Should you wish to add/retain a reference to the company's website on your label, then please be aware that the website becomes labeling under the Federal Insecticide Fungicide and Rodenticide Act and is subject to review by the Agency. If the website is false or misleading, the product would be misbranded and unlawful to sell or distribute under FIFRA section 12(a)(1)(E). 40 CFR 156.10(a)(5) list examples of statements EPA may consider false or misleading. In addition, regardless of whether a website is referenced on your product's label, claims made on the website may not substantially differ from those claims approved through the registration process. Therefore, should the Agency find or if it is brought to our attention that a website contains false or misleading statements or claims substantially differing from the EPA approved registration, the website will be referred to the EPA's Office of Enforcement and Compliance.

A stamped copy of your labeling is enclosed for your records. This labeling supersedes all previously accepted labeling. You must submit one copy of the final printed labeling before you release the product for shipment with the new labeling. In accordance with 40 CFR 152.130(c), you may distribute or sell this product under the previously approved labeling for 12 months from the date of this letter. After 12 months, you may only distribute or sell this product if it bears this new revised labeling or subsequently approved labeling. "To distribute or sell" is defined under FIFRA section 2(gg) and its implementing regulation at 40 CFR 152.3.

Page 2 of 2  
EPA Reg. No. 19713-679  
Decision No. 583675

If you have any questions about this letter, please contact Darius Stanton by phone at 202-566-2332, or via email at [stanton.darius@epa.gov](mailto:stanton.darius@epa.gov).

Sincerely,

A handwritten signature in blue ink, appearing to read "Linda Arrington".

Linda Arrington, Branch Chief  
Risk Management and Implementation Branch 4  
Pesticide Re-Evaluation Division  
Office of Pesticide Programs

Enclosure

**ACCEPTED**

May 09, 2022

Under the Federal Insecticide, Fungicide and Rodenticide Act as amended, for the pesticide registered under EPA Reg. No. 19713-679

FOMESAFEN	GROUP	14	HERBICIDE
GLYPHOSATE	GROUP	9	HERBICIDE

**Drexel**

**FomAsate™**

Herbicide

For Control of Certain Weeds in Cotton and Soybeans

**ACTIVE INGREDIENT:**

Sodium salt of Fomesafen..... 5.88%  
 Glyphosate..... 22.40%

**OTHER INGREDIENTS:** ..... 71.72%

**TOTAL:** ..... 100.00%

This product contains 0.56 pound of Fomesafen and 2.26 pounds of Glyphosate expressed as acid equivalent per gallon.

**KEEP OUT OF REACH OF CHILDREN  
WARNING / AVISO**

Si usted no entiende la etiqueta, busque para que se la explique a usted en detalle. (If you do not understand the label, find someone to explain it to you in detail.)

**See FIRST AID Below**

**[See Side (Back) Panel for FIRST AID]**

**[See Attached Booklet for Complete Directions for Use]**

EPA Reg. No. 19713-679

EPA Est. No. 19713-XX-X

Net Content: \_\_\_\_\_ Gals. ( \_\_\_\_\_ L)

**FIRST AID**

**IF IN EYES:**

- Hold eye open and rinse slowly and gently with water for 15 to 20 minutes.
- Remove contact lenses, if present, after the first 5 minutes, then continue rinsing eye.
- Call a poison control center or doctor for treatment advice.

**IF SWALLOWED:**

- Call a poison control center or doctor immediately for treatment advice.
- Have person sip a glass of water if able to swallow.
- Do not induce vomiting unless told to do so by a poison control center or doctor.
- Do not give anything to an unconscious person.

**IF ON SKIN OR CLOTHING:**

- Take off contaminated clothing.
- Rinse skin immediately with plenty of water for 15 to 20 minutes.
- Call a poison control center or doctor for treatment advice.

**IF INHALED:**

- Move person to fresh air.
- If person is not breathing, call 911 or an ambulance, then give artificial respiration, preferably mouth-to-mouth, if possible.
- Call a poison control center or doctor for further treatment advice.

Have the product container or label with you when calling a poison control center or doctor or going for treatment. You may also call CHEMTREC at 800-424-9300 for emergency medical treatment information.

## PRECAUTIONARY STATEMENTS

### Hazards To Humans And Domestic Animals

**WARNING:** Causes substantial but temporary eye injury. Do not get in eyes or on clothing. Wear protective eye wear (goggles, face shield or safety glasses). Wash thoroughly with soap and water after handling and before eating, drinking, chewing gum, using tobacco or using the toilet.

### PERSONAL PROTECTIVE EQUIPMENT (PPE)

**Applicators and other handlers must wear:** Long-sleeved shirt and long pants, chemical-resistant gloves such as barrier laminate or viton and shoes plus socks

### USER SAFETY REQUIREMENTS

Follow manufacturer's instructions for cleaning/maintaining PPE. If no such instructions for washables exist, use detergent and hot water. Keep and wash PPE separately from other laundry.

### ENGINEERING CONTROLS

When handlers use closed systems, enclosed cabs, or aircraft in a manner that meets the requirements listed in the Worker Protection Standard (WPS) for agricultural pesticides [40 CFR 170.240(d)(4-6)], the handler PPE requirements may be reduced or modified as specified in the WPS.

## USER SAFETY RECOMMENDATIONS

**Users should:** 1) Wash hands thoroughly with soap and water after handling and before eating, drinking, chewing gum, using tobacco or using the toilet. 2) Remove clothing/PPE immediately if pesticide gets inside. Then wash thoroughly and put on clean clothing. 3) Remove PPE immediately after handling this product. Wash the outside of gloves before removing. As soon as possible, wash thoroughly and change into clean clothing.

## ENVIRONMENTAL HAZARDS

For Terrestrial Uses: Do not apply directly to water, or to areas where surface water is present, or to intertidal areas below the mean high water mark. Do not contaminate water when disposing of equipment washwater or rinsate. Do not apply when weather conditions favor drift from target area. Drift and runoff may be hazardous to aquatic organisms in water adjacent to treated areas.

### Surface Water Advisory

This product may impact surface water quality due to spray drift and runoff of rain water. This is especially true for poorly draining soils and soils with shallow ground water. This product is classified as having high potential for reaching surface water via runoff for several months after application. A level, well-maintained vegetative buffer strip between areas to which this product is applied and surface water features such as ponds, streams, and springs will reduce the potential loading of fomesafen from runoff water and sediment. Runoff of this product will be reduced by avoiding applications when rainfall is forecasted to occur within 48 hours. For more information, see the United States Department of Agriculture National Resource Conservation Services Manual, Conservation Buffers to Reduce Pesticide Losses.

### Groundwater Advisory

Fomesafen is known to leach through soil into groundwater under certain conditions as a result of label use. This chemical may leach into groundwater if used in areas where soils are permeable, particularly where the water table is shallow.

### Non-target Organism Advisory Statement:

This product is toxic to plants and may adversely impact the forage and habitat of non-target organisms, including pollinators, in areas adjacent to the treated site. Protect the forage and habitat of non-target organisms by following label directions intended to minimize spray drift.

## PHYSICAL AND CHEMICAL HAZARDS

Do not store, mix or apply this product or spray solutions of this product in unlined steel (except stainless steel), galvanized steel containers, or spray tanks. This product or spray solutions of this product will react with these containers and tanks and produce hydrogen gas which may form a highly combustible mixture. This gas mixture could flash or explode, causing serious personal injury, if ignited by spark, open flame, lighted cigarette, welder torch, or other ignition source.

Spray solutions of this product must be mixed, stored and applied using only stainless steel, fiberglass, plastic, or plastic-lined steel containers.

## DIRECTIONS FOR USE

It is a violation of Federal law to use this product in a manner inconsistent with its labeling.

Do not apply this product in a way that will contact workers or other persons, either directly or through drift. Only protected handlers may be in the area during application. For any requirements specific to your State or Tribe, consult the agency responsible for pesticide regulation.

Ground and aerial application rates on the labels must not exceed the maximum application parameters as noted in Appendix C of this document, which were maximum application parameters assessed by the EPA. Application rates may only be clarified for uses that are currently approved on labels.

### AGRICULTURAL USE REQUIREMENTS

Use this product only in accordance with its labeling and with the Worker Protection Standard (WPS), 40 CFR Part 170. This standard contains requirements for the protection of agricultural workers on farms, forests, nurseries, greenhouses and handlers of agricultural pesticides. It contains requirements for training, decontamination, notification and emergency assistance. It also contains specific instructions and exceptions pertaining to the statements on this label about personal protective equipment (PPE). The requirements in this box only apply to uses of this product that are covered by the WPS.

**Do not enter or allow worker entry into treated areas during the restricted entry interval (REI) of 24 hours.**

PPE required for early entry to treated areas that is permitted under the WPS and that involves contact with anything that has been treated, such as plants, soil or water is: Coveralls, chemical-resistant gloves such as barrier laminate or viton and shoes plus socks.

## PRODUCT INFORMATION

Glyphosate works by targeting an enzyme that is essential for plant growth.

Read all label directions before using this product.

This product may be used as a pre-plant or pre-emergence burndown herbicide in Cotton or as a post-emergence directed application in glyphosate tolerant (GT) Cotton\* and as a pre-plant or pre-emergence burndown herbicide in Soybeans or as a post-emergence over-the-top application in glyphosate tolerant (GT) Soybeans\*\* to control labeled broadleaf, grass and sedge weeds.

\*This product may be used on the following glyphosate tolerant Cotton only: Roundup Ready® Flex Cotton.

\*\*This product may be used on the following glyphosate tolerant Soybeans only: all Roundup Ready Soybeans including Roundup Ready 2 Yield Soybeans and all Genuity brand Soybeans which includes Roundup Ready 2.

## Environmental and Agronomic Conditions

Always apply this product under favorable environmental conditions that promote active weed growth. Avoid applying this product to weeds or labeled crops which are under stress from drought, extreme temperatures, excessive water, low humidity, low soil fertility, mechanical or chemical injury as reduced weed control and/or increased crop injury may result.

## Pre-plant Surface, Pre-emergence and Post-emergence Applications

This product will control or partially control certain germinating broadleaf weeds and sedges by soil residual activity from either pre-plant surface, pre-emergence or post-emergence applications that come in contact with the soil. Moisture is necessary to activate this product in soil for residual weed control. Dry weather following applications of this product may reduce effectiveness. When adequate moisture is not received 7 days after an application of this product, weed control may be improved by overhead irrigation with at least a 1/4 inch of water.

## Cultivation

Cultivation prior to post-emergence application is not recommended. Cultivation may put weeds under stress, thus reducing weed control. Timely cultivation 2 to 3 weeks after applying this product may assist weed control.

## RESISTANCE MANAGEMENT

FOMESAFEN	GROUP	14	HERBICIDE
GLYPHOSATE	GROUP	9	HERBICIDE

For resistance management, this product is a Group 9 and 14 modes of action herbicide. Any weed population may contain or develop plants naturally resistant to this product and other Group 9 and 14 modes of action herbicides. The resistant biotypes may dominate the weed population if these herbicides are used repeatedly in the same field. Appropriate resistance management strategies should be followed.

To delay herbicide resistance, take one or more of the following steps:

- Rotate the use of this product or other Group 9 and 14 herbicides within a growing season sequence or among growing seasons with different herbicide groups that control the same weeds in a field.
- Use tank mixtures with herbicides from a different group if such use is permitted; where information on resistance in target weed species is available, use the less resistance-prone partner at a rate that will control the target weed(s) equally as well as the more resistance-prone partner. Consult your local extension service or certified crop advisor if you are unsure as to which active ingredient is currently less prone to resistance.
- Adopt an integrated weed-management program for herbicide use that includes scouting and uses historical information related to herbicide use and crop rotation, and that considers tillage (or other mechanical control methods), cultural (e.g., higher crop seeding rates; precision fertilizer application method and timing to favor the crop and not the weeds), biological (weed-competitive crops or varieties) and other management practices.
- Scout after herbicide application to monitor weed populations for early signs of resistance development. Indicators of possible herbicide resistance include: (1) failure to control a weed species normally controlled by the herbicide at the dose applied, especially if control is achieved on adjacent weeds; (2) a spreading patch of non-controlled plants of a particular weed species; (3) surviving plants mixed with controlled individuals of the same species. If resistance is suspected, prevent weed seed production in the affected area by an alternative herbicide from a different group or by a mechanical method such as hoeing or tillage. Prevent movement of resistant weed seeds to other fields by cleaning harvesting and tillage equipment when moving between fields, and planting clean seed.
- If a weed pest population continues to progress after treatment with this product, discontinue use of this product, and switch to another management strategy or herbicide with a different mode of action, if available.
- Contact your local extension specialist or certified crop advisors for additional pesticide resistance-management and/or integrated weed-management recommendations for specific crops and weed biotypes.
- For further information or to report suspected resistance, contact Drexel Chemical Company representatives at (901) 774-4370.

## APPLICATION DIRECTIONS

### Drift Management

Refer to the “*SPRAY DRIFT*” section at the end of this label.

### Spray Adjuvants

Only spray additives cleared for use on growing crops under 40 CFR 180.910 may be used in the spray mixture.

Under certain conditions, burndown and post-emergence activity may be improved by adding one or more of the following spray adjuvants:

**Ammonium Sulfate (AMS)** at 8.5 to 17 pounds per 100 gallon of water should be added in areas where commonly used with glyphosate-containing products. Liquid formulations of AMS may be used at an equivalent rate.

**Urea Ammonium Nitrate (UAN)** (28-32% liquid nitrogen solution) may be added at 1 to 2.5% volume to volume (v/v) (1 to 2.5 gals. per 100 gals.) of finished spray volume. If AMS is being added, UAN is generally not required. UAN can improve weed control but may reduce crop tolerance.

**One of the following spray adjuvants can be added for difficult to control weeds or under adverse environmental conditions:**

**Crop Oil Concentrate (COC) or Methylated Seed Oil (MSO):** Use a non-phytotoxic COC or MSO containing 15 to 20% approved emulsifier at 0.5 to 1% v/v (2 to 4 qts. per 100 gals.) of finished spray volume. COC or MSO can improve weed control but may slightly reduce crop tolerance.

**Nonionic Surfactant (NIS):** Use NIS containing at least 80% active ingredient at 0.25 to 0.5% v/v (1 to 2 qts. per 100 gals.) of finished spray volume.

The use of deposition (drift control) agents that impact droplet size and coverage may reduce weed control.

**Note:** No adjuvants are needed for pre-plant or pre-emergence applications unless this product is being used in a burndown.

### **Mixing Order**

1. Fill spray tank with one-half to two-thirds the required amount of water and begin agitation.
2. Add AMS (if used).
3. Add dry pesticide formulations (WP, DF, etc.).
4. Add liquid pesticide formulation (EC, SC etc.).
5. Add This Product.
6. Add COC, MSO or NIS (if used).
7. Add remainder of water and then maintain constant agitation throughout the spray operation.

Be sure to allow each tank mix component to fully disperse before adding the next.

### **Tank Mix Compatibility Test**

A jar test is recommended prior to tank mixing to ensure compatibility of this product with mixture partners. Add proportion amounts of tank mixture components in a clear quart jar one at a time in the specified mixing order. Gently shake or invert capped jar and let stand for 15 to 30 minutes. If the mixture clumps, forms flakes, oily films or layers or other precipitates, it is not compatible and the tank mixture should not be used.

**It is the pesticide user's responsibility to ensure that all products are registered for the intended use. Read and follow the applicable restrictions and limitations and directions for use on all product labels involved in tank mixing. Users must follow the most restrictive directions for use and precautionary statements of each product in the tank mixture.**

## **MANDATORY SPRAY DRIFT MANAGEMENT AERIAL AND GROUND BOOM GROUND APPLICATION**

Use sufficient spray volume and pressure to ensure complete coverage of the target. A spray volume of 10 to 20 gallons per acre and 30 to 60 psi at the nozzle tip is recommended. When foliage is dense, use a minimum of 20 gallons per acre to ensure coverage of weed foliage.

The use of flat fan nozzles will result in the most effective post-emergence application of this product. Use nozzles that are set up to deliver medium quality spray (ASAE Standard S-572).

**Do not use air-induction, flood type or other spray nozzles which deliver coarse, large droplet sprays.**

### **AERIAL APPLICATION**

Use sufficient spray volume and pressure to ensure complete coverage of the target. A minimum of 5 gallons per acre of spray mixture should be applied with a maximum of 40 psi pressure. When broadleaf weed foliage is dense, use a minimum of 10 gallons per acre to ensure coverage of weed foliage.

**Do not apply this product through any type of irrigation system.**

## USE RESTRICTIONS

- A maximum of 5.3 pints of this product (or a maximum of 0.375 lb. a.i. per acre of Fomesafen from any product containing Fomesafen) may be applied per acre per year in Region 1 (see “*REGIONAL USE MAP*”).
- A maximum of 5.3 pints of this product (or a maximum of 0.375 lb. a.i. per acre of Fomesafen from any product containing Fomesafen) may be applied per acre in ALTERNATE years in Region 2 (see “*REGIONAL USE MAP*”).
- A maximum of 4.5 pints of this product (or a maximum of 0.315 lb. a.i. per acre of Fomesafen from any product containing Fomesafen) may be applied per acre in ALTERNATE years in Region 3 (see “*REGIONAL USE MAP*”).
- A maximum of 3.5 pints of this product (or a maximum of 0.25 lb. a.i. per acre of Fomesafen from any product containing Fomesafen) may be applied per acre in ALTERNATE years in Region 4 (see “*REGIONAL USE MAP*”).
- A maximum of 3.5 pints of this product (or a maximum of 0.25 lb. a.i. per acre of Fomesafen from any product containing Fomesafen) may be applied per acre in ALTERNATE years in Region 4a (see “*REGIONAL USE MAP*”). Apply only to Soybeans in Region 4a. Do not make an application of this product later than June 20<sup>th</sup>. Cumulative rainfall plus overhead irrigation must total 15 inches from the period of an application of this product to Soybean crop maturity to allow planting of rotation crops listed in this label (refer to “*ROTATIONAL CROP RESTRICTIONS*” section). If the Soybean crop is lost or the required cumulative rainfall plus irrigation is not received as outlined above, plant only Soybeans the following growing season.
- A maximum of 2.68 pints of this product (or a maximum of 0.1875 lb. a.i. per acre of Fomesafen from any product containing Fomesafen) may be applied per acre in ALTERNATE years in Region 5 (see “*REGIONAL USE MAP*”).

## USE PRECAUTIONS

- Thoroughly clean the spray system with water and a commercial tank cleaner before and after each use to avoid injury to desirable plants.
- Tank mixes of this product with other pesticides, fertilizers or any other additives except as specified on this label or other approved supplemental labels may result in tank mix incompatibility, unsatisfactory performance or unacceptable crop injury.

**It is the pesticide user’s responsibility to ensure that all products are registered for the intended use. Read and follow the applicable restrictions and limitations and directions for use on all product labels involved in tank mixing. Users must follow the most restrictive directions for use and precautionary statements of each product in the tank mixture.**

- Avoid overlapping spray swaths as injury may occur in crop or to rotational crops.
- Heavy rainfall or irrigation shortly after application may reduce performance.
- Optimum coverage will occur when the ground speed does not exceed 10 mph during application.
- Severe damage or destruction may be caused by contact of this product to any desirable crop or plant to which treatment is not intended.
- Spray solutions containing this product must be mixed stored and applied using only plastic, plastic-lined steel, stainless steel or fiberglass containers. Concentrate must not be stored in galvanized, carbon steel, aluminum or unlined steel containers.



## REPLANTING

If replanting is necessary in fields previously treated with this product, the field may be replanted to Cotton, Dry beans, Potatoes, Snap beans or Soybeans. Do not apply a second application of this product or other products containing Fomesafen as crop injury or illegal residues may occur in harvested crops. If tank mix combinations were used, refer to product labels for any additional replanting instructions.

## ROTATIONAL CROP RESTRICTIONS

This product may be applied during fallow intervals preceding planting, prior to planting or transplanting, at-planting, or preemergence to annual and perennial crops listed on this label, except where specifically limited. For any crop not listed on this label, application must be made a minimum 30 days prior to planting.

Do not graze rotated small grain crops or harvest forage or straw for livestock.

The following rotational crops may be planted after applying this product at specified rates:

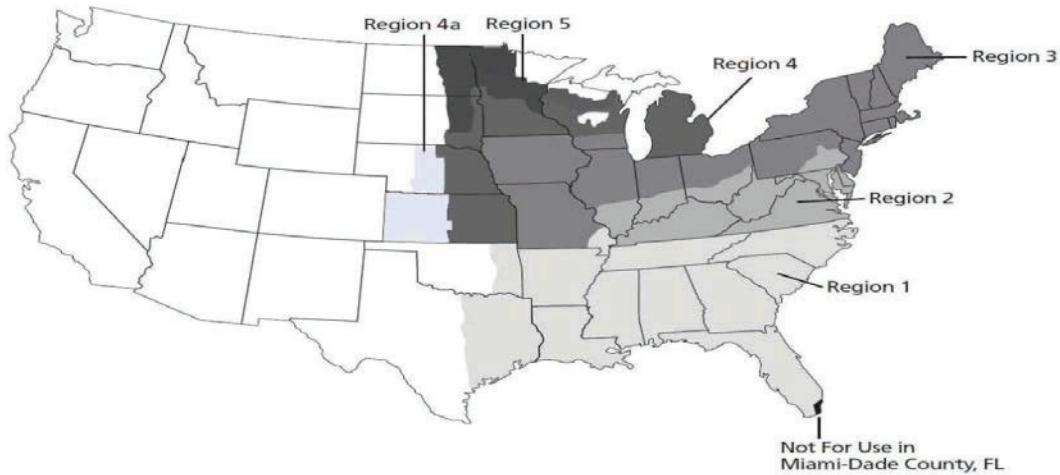
Rotational Crops	Minimum Rotation Interval (Time From Last Application)
Bean, Dry Bean, Snap Cotton Potato Soybean Soybean, Succulent (Edamame)	0 days
Bean, Lima Pea, Succulent Small grains such as Barley, Rye, Wheat	4 months
Corn, Field Corn, Seed Corn, Sweet <sup>5</sup> Peanut Pepper (Transplanted) <sup>1</sup> Popcorn <sup>4</sup> Pumpkin <sup>2</sup> Rice Tomato (Transplanted) <sup>1</sup> Watermelon <sup>2</sup>	10 months
Bean, Succulent (other than Edamame, Lima bean and Snap bean) Cantaloupe <sup>2</sup> Cucumber <sup>2</sup> Edible-podded beans and peas not otherwise specified on this table Eggplant Pea, Dry Pepper (Direct-seeded) Squash <sup>2</sup> Sunflower Sweet Potato Tomato (Direct-seeded)	12 months
Sorghum <sup>3</sup>	18 months
All other crops not listed above	18 months
<sup>1</sup> 4 months in Region 1 <sup>2</sup> 8 months in Region 1 <sup>3</sup> 10 months in Region 1 <sup>4</sup> Use 12 months in the states of Illinois, Indiana, Iowa, Kentucky, Ohio and Region 4a when applied at a rate of 3.5 pints per acre or more.	

<sup>5</sup>18 months in the states of Connecticut, Maine, Massachusetts, New Hampshire, New York, Rhode Island, Vermont and Region 5

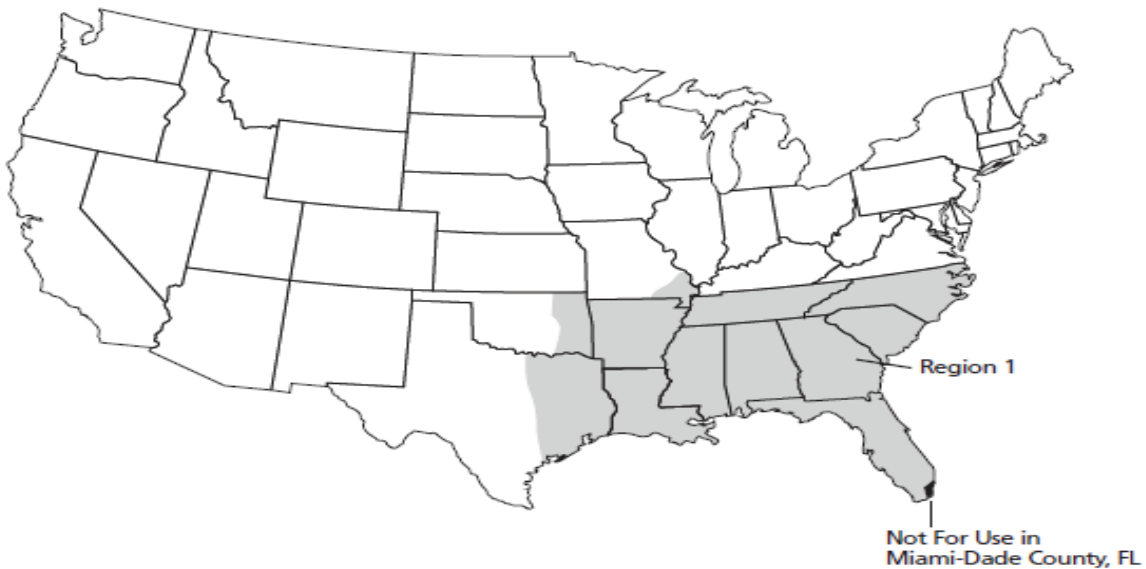
## USE RATES OF THIS PRODUCT AND WEEDS CONTROLLED

Refer to Map for Definition of Specified Geographic Regions.

### REGIONAL USE MAP



### REGION 1 (Maximum Rate: 5.3 Pints per Acre per Year)



**REGION 1** - Includes the following states or portion of states where this product may be applied: Alabama, Arkansas, Florida (except Miami-Dade County), Georgia, Louisiana, Mississippi, Missouri (Counties of

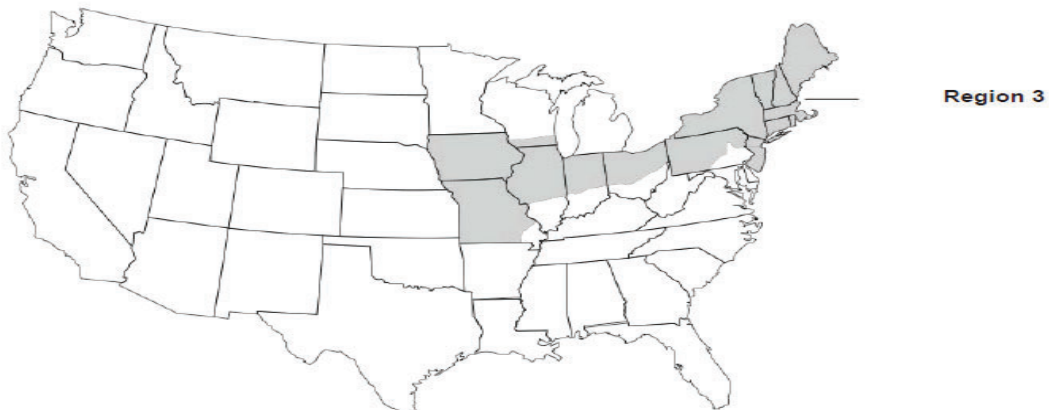
Bollinger, Butler, Cape Girardeau, Dunklin, Madison, Mississippi, New Madrid, Pemiscot, Perry, Ripley, Scott, Stoddard and Wayne), North Carolina, Oklahoma (East of U.S. Highway 75 and East of Indian Nation Parkway), South Carolina, Tennessee and Texas (includes areas East of U.S. Highway 77 to State Road 239 including all of Calhoun County).

**REGION 2**  
**(Maximum Rate: 5.3 Pints per Acre, Alternate Years)**



**REGION 2** - Includes the following states or portion of states where this product may be applied: Delaware, Kentucky, Maryland, Virginia and West Virginia. South of Interstate 70 in the following states: Illinois, Indiana and Ohio and in Pennsylvania (all areas South of Interstate 80 to the intersection of U.S. Highway 15 and East of U.S. Highway 15 and U.S. Highway 522 in Pennsylvania).

**REGION 3**  
**(Maximum Rate: 4.5 Pints per Acre, Alternate Years)**



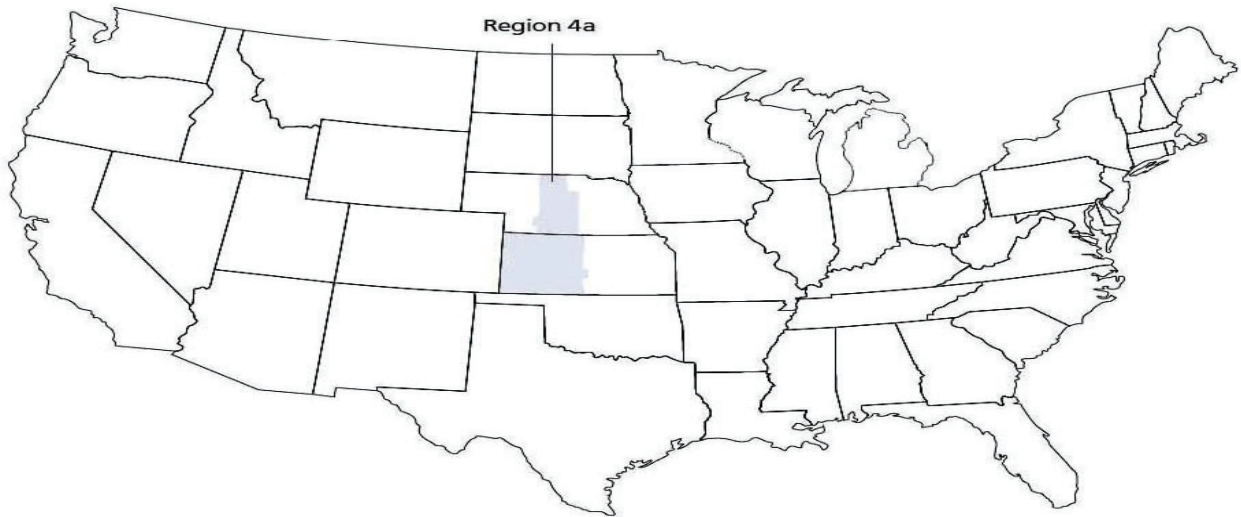
**REGION 3** - Includes the following states or portion of states where this product may be applied: Connecticut, Iowa, Maine, Massachusetts, Missouri (all counties except for those listed in Region 1), New Hampshire, New Jersey, New York, Pennsylvania (all areas except those listed in Region 2), Rhode Island, Vermont, Wisconsin (South of U.S. Highway 18 between Prairie Du Chien and Madison, and South of Interstate 94 between Madison and Milwaukee) and North of Interstate 70 in the following states: Illinois, Indiana and Ohio.

**REGION 4**  
**(Maximum Rate: 3.5 Pints per Acre, Alternate Years)**



**REGION 4** - Includes the following states or portion of states where this product may be applied: Kansas (all counties East of or intersected by U.S. Highway 281), Michigan (Southern Peninsula), Minnesota (all areas South of Interstate 94), Nebraska (all counties East of or intersected by U.S. Highway 281), North Dakota (all areas East of Interstate 29 from Fargo South to the South Dakota state line). South Dakota (all areas East of Interstate 29 from the North Dakota state line to Watertown, all areas East of Highway 81 from Watertown to Madison and all areas East and South of State Road 34 and U.S. Highway 281 to the Nebraska state line) and Wisconsin (all areas south of Interstate 94 all areas, except those in Region 3, from Minnesota state line to Eau Claire and South of U.S. Highway 29 from Eau Claire to Green Bay plus Barron, Burnett, Chippewa, Clark, Door, Dunn, Eau Claire, Kewaunee, Langlade, Lincoln, Marathon, Marinette, Menominee, Oconto, Polk, Price, Rusk, Sawyer, Shawano, St. Croix, Taylor and Washburn counties. The following counties are excluded: Adams, Marquette, Portage, Waupaca, Waushara and Wood).

**REGION 4a**  
**(Maximum Rate: 3.5 Pints per Acre, Alternate Years)**



**REGION 4a\*** - Includes the following states or portion of states where this product may be applied: Kansas (all areas west of U.S. Highway 281 to the Colorado state line), Nebraska (all areas that intersect west of U.S. Highway 281 and east of U.S. Highway 83).

**\*Note:** Refer to the **“USE PRECAUTIONS”** section for additional requirements that must be followed to use this product at the rate of 3.5 pints per acre in Region 4a.

**REGION 5**  
**(Maximum Rate 2.68 Pints per Acre, Alternate Years)**



**REGION 5** - Includes the following states or portion of states where this product may be applied: Minnesota (all areas South of U.S. Highway 2 except those areas in Region 4) plus Betrami, Clearwater, Lake of the Woods, Kittson, Marshall, Pennington, Polk, Red Lake and Roseau, North Dakota (all areas East of U.S. Highway 281 except those areas in Region 4) and South Dakota (all areas East of U.S. Highway 281 except those areas in Region 4).

## WEEDS CONTROLLED

**TABLE 1.** Weeds controlled or partially controlled by pre-plant surface or pre-emergence application of this product at 3.5 to 5.3 pints per acre\*.

<b>Broadleaf Weeds - Controlled</b>	<b>Soil Texture</b>	<b>Organic Matter</b>
Amaranth, Palmer	All soil types	Up to 5%
Croton, Tropic**		
Eclipta		
Galinsoga species		
Lambsquarters, Common		
Morningglory, Small flower		
Nightshade, Black		
Nightshade, Eastern black		
Pigweed, Redroot		
Pigweed, Smooth		
Poinsettia, Wild		
Purslane, Common		
Ragweed, Common**		
Sida, Prickly**		
Starbur, Bristly		
<b>Broadleaf Weeds - Partial Control***</b>		
Anoda, Spurred		
Cocklebur, Common		
Morningglory, Entireleaf		
Morningglory, Ivyleaf		
Morningglory, Pitted (Small white)		
Morningglory, Red (Scarlet)		
Morningglory, Tall (Common)		
Nightshade, Hairy		
Ragweed, Giant		
Waterhemp species		
<b>Sedge - Partial Control***</b>		
Nutsedge, Yellow		
<p>*Use the higher end of the rate range when heavy weed populations are anticipated.  **Rates less than 5.3 pints per acre will provide only partial control of this weed.  ***Partial control means significant activity but not always at a level considered acceptable for commercial weed control.</p>		

**TABLE 2.** Broadleaf weeds controlled by post-emergence application of this product.

Broadleaf Weeds Controlled <sup>1</sup>	Use Rate of This Product (Pts./Acre) Maximum Growth Stage Controlled At		
	3.5 Pts./Acre No. of True Leaves	4.5 Pts./Acre No. of True Leaves	5.3 Pts./Acre No. of True Leaves
Amaranth, Palmer (glyphosate susceptible)	4	4	6
Amaranth, Palmer (glyphosate resistant) <sup>1</sup>	1	2	3
Amaranth, Spiny	2	2	4
Anoda, Spurred	4	6	8
Buttercup species <sup>2</sup>	6	8	10
Carpetweed	6" Diameter size	Multi-leaf 6" Diameter	Unlimited size
Chickweed, Common	6	8	10
Chickweed, Mouseear	6	8	10
Citronmelon (Wild watermelon)	2	4	6
Cocklebur, Common	4	6	8
Copperleaf, Hophornbeam	2	2	4
Copperleaf, Virginia	2	2	4
Crotalaria, Showy	4	6	8
Croton, Tropic	2	4	6
Cucumber, Volunteer	2	4	6
Deadnettle, Purple	4	6	8
Eclipta	6	8	10
Eveningprimrose, Cutleaf	4	6	8
Groundcherry, Cutleaf	4	6	6
Henbit	4	6	8
Jimsonweed	4	6	8
Lambsquarters, Common	4	8	10
Morningglory:			
Cypressvine	4	4	6
Entireleaf var.	3	3	4
Ivyleaf	3	3	4
Purple moonflower	3	4	4
Red (Scarlet)	3	3	4
Small flower	3	3	4
Pitted (Small white)	4	4	4
Tall (Common)	3	3	4
Palmleaf (Willowleaf)	3	3	4
Mustard, Wild	6	8	10
Nightshade, Black	4	6	8
Pigweed:			
Redroot	4	6	6
Smooth	4	4	6

(Continued)

(Continuation)

	4	6	8
Poinsettia, Wild			
Purslane, Common	Multi-leaf 4" Diameter	Multi-leaf 6" diameter	Multi-leaf 8" diameter
Pusley, Florida	4	6	8
Ragweed, Common (glyphosate susceptible)	4	5	6
Ragweed, Common (glyphosate resistant) <sup>1</sup>	2	4	5
Ragweed, Giant (glyphosate susceptible)	4	6	8
Ragweed, Giant (glyphosate resistant) <sup>1,3</sup>	2	2	4
Redweed	4	6	8
Sesbania, Hemp	6	8	10
Shepherdspurse	6	8	10
Sicklepod	2	3	4
Sida, Prickly	2	3	4
Smartweed, Ladysthumb	4	6	8
Smartweed, Pennsylvania	4	6	8
Spurge, Prostrate	4	6	8
Spurge, Spotted	4	6	8
Starbur, Bristly	4	6	8
Sunflower, Common	4	6	8
Velvetleaf	4	6	8
Venice mallow	4	4	6
Waterhemp species (glyphosate susceptible)	2	4	6
Waterhemp species (glyphosate resistant) <sup>1</sup>	2	3	4
Yellow rocket	6	8	10

<sup>1</sup>Weed biotypes that have multiple resistance to both glyphosate and protoporphyrinogen oxidase inhibitor herbicides will not be controlled by this product. See your local company representative and or university recommendations for control programs.

<sup>2</sup>Control will be reduced at the button stage.

<sup>3</sup>Partial control of glyphosate resistant Giant ragweed. See your local company representative and or university extension recommendations for control programs. (Partial control means significant activity but not always at a level considered acceptable for commercial weed control.)



**TABLE 3.** Grasses controlled by post-emergence applications of this product.

Grass Weeds Controlled*	Use Rate of This Product (Pts./Acre) Maximum Growth Stage Controlled At		
	3.5 Pts./Acre Maximum Height (inches)	4.5 Pts./Acre Maximum Height (inches)	5.3 Pts./Acre Maximum Height (inches)
Barley, Volunteer	24	-	-
Barnyardgrass	6	10	12
Bluegrass, Annual	12	-	-
Corn, Volunteer (glyphosate susceptible)	24	-	-
Crabgrass species	12	-	-
Foxtail species	18	-	-
Goosegrass	6	8	12
Johnsongrass, Seedling*	12	18	-
Oats, Volunteer	18	-	-
Oats, Wild	18	-	-
Panicum, Browntop	10	18	-
Panicum, Fall	6	10	-
Panicum, Texas	10	18	-
Red rice	3	-	-
Rye, Volunteer	12	18	-
Ryegrass, Italian (Annual)*	8	10	-
Shattercane	12	16	-
Sprangletop species	18	-	-
Signalgrass, Broadleaf	8	10	-
Wheat, Volunteer	18	-	-
Wild proso millet	12	16	-
Witchgrass	12	-	-
Woolly cupgrass	12	-	-

\*This product will not control glyphosate resistant seedling Johnsongrass and Italian ryegrass biotypes or other glyphosate resistant grass species.

## COTTON

### Burndown and Residual Weed Control Applications

This product can provide burndown of emerged weeds and residual control of certain germinating broadleaf weeds and sedges in Cotton.

### Application to Coarse Textured Soils

Apply this product 3.5 to 5.3 pints per acre as a pre-plant surface or pre-emergence application to coarse textured soils (sandy loam, loamy sand, sandy clay loam) only. Refer to **Table 1** for use rates and weeds controlled by pre-plant surface or pre-emergence applications and **Tables 2** and **3** for use rates, weed growth stages and weeds controlled by post-emergence applications.

### Application to Medium or Fine Textured Soils

Apply this product at 3.5 pints per acre as a pre-plant surface application to medium or fine textured soils (i.e. soil types heavier than coarse textured soils) up to 21 days prior planting Cotton. Apply after the last tillage operation is completed.

Refer to **Table 1** for weeds controlled by pre-plant surface applications and **Tables 2 and 3** for weed growth stages and weeds controlled by post-emergence applications. To avoid severe crop injury, the following use directions must be followed when applications are made to medium or fine textured soils:

- After application of this product, a minimum of 0.5 inch of rainfall or overhead irrigation must occur before planting Cotton.
- Cotton must be planted at least 0.75 inch in depth.
- Avoid overlapping spray swaths.
- Do not disturb or re-work the seedbed following application.

The use of an in-furrow or seed applied fungicide will generally assist with seedling establishment and development.

**Use Restriction:** Do not exceed 3.5 pints per acre of this product on medium or fine textured soils.

### Use Directions for Burndown and Residual Weed Control Applications

Emerged weeds must receive thorough spray coverage for effective control. Refer to the “*SPRAY ADJUVANTS*” section for directions on spray adjuvants for post-emergence weed control.

Moisture is necessary to activate this product in soil for residual weed control. Dry weather following application of this product may reduce residual activity. When adequate moisture is not received within 7 days after an application of this product, residual weed control may be improved with at least a one-fourth inch of overhead irrigation.

Cotton plants are tolerant to this product when applied at specified rates and application use directions. Some crinkling or spotting of Cotton foliage or stunting may occur but Cotton plants normally outgrow these effects and develop normally.

### Tank Mixes for Burndown and Residual Weed Control Applications

This product may be applied in tank mix with the following products:

Diuron (Direx <sup>®</sup> , Karmex <sup>®</sup> ) Dicamba (Banvel <sup>®</sup> , Clarity <sup>®</sup> ) Fluometuron (Cotoran <sup>®</sup> )	Glyphosate Norflazuron (Solicam <sup>®</sup> ) Pendimethalin (Prowl <sup>®</sup> )	Prometryn (Caparol <sup>®</sup> ) Pyrithiobac (Staple <sup>®</sup> )
--	--	---

**Note: It is the pesticide user’s responsibility to ensure that ALL PRODUCTS in the listed tank mixtures are registered for the intended use. Read and follow the applicable restrictions and limitations and directions for use on all product labels involved in tank mixing. Users must follow the most restrictive directions for use and precautionary statements of each product in the tank mixture.**

### Post-Directed Application in Roundup Ready Flex Cotton

Apply this product in emerged Roundup Ready Flex Cotton as a post-directed treatment using precision post-directed, hooded or shielded application equipment to provide complete coverage of emerged weeds. Apply this product at 3.5 pints per acre in a minimum of 15 gallons spray solution per acre. Applications may be made broadcast or banded. Post-directed applications of this product will provide contact control of labeled weeds and residual pre-emergence control of labeled weeds (once activated by rainfall or irrigation). Refer to the **Table 1** for weeds controlled or partially controlled through residual activity and **Tables 2 to 3** for weeds controlled by post-emergence activity.

Cotton foliage is not tolerant to applications of this product. Avoid contact to Cotton foliage as unacceptable injury will occur. Calibrate application equipment (spray pressure, nozzle type and configuration, and orifice size) to avoid fine spray droplets contacting green Cotton stems and foliage.

**Use Restriction:** Do not exceed 3.5 pints per acre as a post-directed application in Roundup Ready Flex Cotton.

## Post-Directed Application Timing in Roundup Ready Flex Cotton

This product may be applied as a post-directed application to Roundup Ready Flex Cotton when Cotton is at least 6 inches in height through layby. Keep all post-directed applications from contacting any green non-barked parts of the Cotton plant or foliage as unacceptable injury will occur. Follow the application timing recommendations below for post-directed applications in Roundup Ready Flex Cotton.

### Shield and Hooded Applications

Make a precision post-directed application of this product to the base of the Cotton plant avoiding contact with the Cotton stem or foliage when Cotton is at least 6 inches in height to avoid Cotton injury. Use only hooded or shielded spray equipment to apply this product in Cotton that is 6 inches height. Adjust nozzles to provide full coverage of emerged target weeds.

### Layby Applications

Make a post-directed application of this product to the base of the Cotton plant avoiding contact with any non-barked portion of the Cotton plant or foliage. Use precision post-directed equipment or hooded or shielded sprayers on Cotton that has developed a minimum of 4 inches of brown bark through layby. Application equipment should be configured to provide full coverage of emerged target weeds.

## Tank Mixes for Post-Directed Applications

This product can be applied in tank mix combination with most Cotton herbicides which are labeled for post-directed, hooded or shielded applications. Refer to individual product labels for precautionary statements, restrictions, rates and a list of weeds controlled.

**It is the pesticide user's responsibility to ensure that all products are registered for the intended use. Read and follow the applicable restrictions and limitations and directions for use on all product labels involved in tank mixing. Users must follow the most restrictive directions for use and precautionary statements of each product in the tank mixture.**

### Use Restrictions - Cotton

- Do not apply this product over the top of Cotton as plant death will occur.
- Do not exceed 5.3 pints of this product per acre in any one year and also adhere to the maximum rate that may be applied in each geographic region (refer to the "REGIONAL USE MAP").
- Do not apply more than 3.5 pints of this product as a pre-plant surface application to medium or fine textured soils.
- Do not apply more than 3.5 pints of this product per acre as a post-directed application.
- Do not apply this product later than 70 days before harvest.

## SOYBEANS

### Burndown and Residual Weed Control Applications – Glyphosate tolerant and Non-Glyphosate tolerant Soybeans

This product can provide burndown of emerged weeds and residual control of certain germinating broadleaf weeds and sedges from either a pre-plant surface or pre-emergence application in Soybeans.

Refer to **Table 1** for rates and weeds controlled by pre-plant surface or pre-emergence applications and **Tables 2 and 3** for rates, weed growth stages and weeds controlled by post-emergence applications.

Emerged weeds must have thorough spray coverage for effective control. Refer to the "SPRAY ADJUVANTS" section for directions on spray adjuvants for post-emergence weed control.

Moisture is necessary to activate this product in soil for residual weed control. Dry weather following application of this product may reduce effectiveness of residual activity. When adequate moisture is not received within 7 days after an application of this product, residual weed control may be improved with at least a ¼ inch of overhead irrigation.

### Pre-plant Surface and Pre-emergence Tank Mix Application

This product can be tank mixed with the following products for pre-plant surface or pre-emergence applications in glyphosate and non-glyphosate tolerant Soybeans:

2,4-D	Dicamba	Glyphosate
-------	---------	------------

**Note: It is the pesticide user’s responsibility to ensure that ALL PRODUCTS in the listed tank mixtures are registered for the intended use. It is the pesticide user’s responsibility to ensure that all products are registered for the intended use. Read and follow the applicable restrictions and limitations and directions for use on all product labels involved in tank mixing. Users must follow the most restrictive directions for use and precautionary statements of each product in the tank mixture.**

### Post-emergence Over-The-Top Applications in Glyphosate tolerant Soybeans

This product can provide post-emergence control of a broad spectrum of grass and broadleaf weeds as an over-the-top application in glyphosate tolerant Soybeans. Refer to **Tables 2** and **3** for specific directions on weed growth stages, rates and weeds controlled. Emerged weeds must have thorough spray coverage for effective control. Refer to the “*SPRAY ADJUVANTS*” section for directions on spray adjuvants for post-emergence weed control.

Post-emergence, in-crop applications of this product that come in contact with soil may control or partially control certain germinating broadleaf weeds and sedges.

Some bronzing, crinkling or spotting of Soybean leaves may occur following post-emergent applications, but Soybeans soon outgrow these effects and develop normally.

### Post-emergence Split Application Program for Glyphosate tolerant Soybeans in Region 1 and 2

A post-emergence split application of this product may be applied in Regions 1 and 2. Apply this product at 2.65 pints per acre with methylated seed oil (MSO) adjuvant at 1% v/v when weeds are 1 to 2 inches in height followed by a second application of this product at 2.65 pints per acre with MSO at 1% v/v when re-growth or newly emerged weeds are 1 to 2 inches in height (approximately 10 to 14 days after the first application). The total amount of this product in the split application program cannot exceed 5.3 pints per acre.

### Special Post-emergence Use Rate for Specific Weed Control Situations for Glyphosate tolerant Soybeans in Regions 1, 2, 3 and 4

This product may be applied at 2.8 pints per acre in Regions 1, 2, 3 and 4 as a post-emergence application to control non-glyphosate resistant weeds including difficult to control weeds such as Black nightshade, Morningglory, Velvetleaf and in glyphosate tolerant Soybeans. Apply when weeds are 1 to 4 inches in height.

### Special Post-emergence Use Rate for Specific Weed Control Situations for Glyphosate tolerant Soybeans in Region 5

This product may be applied at 2.68 pints per acre in Region 5 as a post-emergence application to control non-glyphosate resistant weeds including difficult to control weeds such as Black nightshade and Velvetleaf in glyphosate tolerant Soybeans. Apply when weeds are 1 to 3 inches in height.

### Post-emergence Over-The-Top Tank Mix Applications – Glyphosate tolerant Soybeans Only

This product can be tank mixed with the following products for post-emergence applications in glyphosate tolerant Soybeans:

Fenoxaprop (Fusion®) Fluazifop (Fusilade®)	Glyphosate Metolachlor (Dual Magnum®)
---	--

**Note: It is the pesticide user’s responsibility to ensure that ALL PRODUCTS in the listed tank mixtures are registered for the intended use. It is the pesticide user’s responsibility to ensure that all products**

are registered for the intended use. Read and follow the applicable restrictions and limitations and directions for use on all product labels involved in tank mixing. Users must follow the most restrictive directions for use and precautionary statements of each product in the tank mixture.

#### Use Restrictions - Soybeans

- Do not apply this product as an over-the-top application to non-glyphosate tolerant Soybeans as plant death will occur.
- Refer to the “REGIONAL USE MAP” for maximum rate of this product (or other Fomesafen containing products) that may be applied in each geographic region. Do not apply to any field in Regions 2, 3, 4 or 5 more than once every two years.
- Do not exceed 5.3 pints of this product per acre in any one year and also adhere to the maximum rate that may be applied in each geographic region (refer to the “REGIONAL USE MAP”).
- Do not graze treated areas or harvest for forage or hay.
- Do not apply within 45 days of harvest.

#### SPRAY DRIFT

##### AERIAL APPLICATIONS:

- Do not release spray at a height greater than 10 feet above the vegetative canopy, unless a greater application height is necessary for pilot safety.
- For applications prior to the emergence of crops and target weeds, applicators are required to use a coarse or coarser droplet size (ASABE S572.1).
- For all other applications, applicators are required to use a medium or coarser droplet size (ASABE S572.1).
- For aerial applications: Do not apply when wind speeds exceed 15 mph at the application site. If the wind speed is greater than 10 mph, the boom length must be 65% or less of the wingspan for fixed wing aircraft and 75% or less of the rotor diameter for helicopters. Otherwise, the boom length must be 75% or less of the wingspan for fixed wing aircraft and 90% or less of the rotor diameter for helicopters. Applicators must use one-half swath displacement upwind at the downwind edge of the field.
- Nozzles must be oriented so the spray is directed toward the back of the aircraft.
- Do not apply when wind speeds exceed 15 mph at the application site.
- Do not apply during temperature inversions.

##### GROUND BOOM APPLICATIONS:

- User must only apply with the nozzle height recommended by the manufacturer, but no more than 3 feet above the ground or crop canopy.
- For applications prior to the emergence of crops and target weeds, applicators are required to use a coarse or coarser droplet size (ASABE S572.1).
- For all other applications, applicators are required to use a medium or coarser droplet size (ASABE S572.1).
- Do not apply when wind speeds exceed 15 miles per hour at the application site.
- Do not apply during temperature inversions.

#### SPRAY DRIFT ADVISORIES

THE APPLICATOR IS RESPONSIBLE FOR AVOIDING OFF-SITE SPRAY DRIFT.  
BE AWARE OF NEARBY NON-TARGET SITES AND ENVIRONMENTAL CONDITIONS.

#### BOOMLESS GROUND APPLICATIONS:

Setting nozzles at the lowest effective height will help to reduce the potential for spray drift.

## **IMPORTANCE OF DROPLET SIZE**

An effective way to reduce spray drift is to apply large droplets. Use the largest droplets that provide target pest control. While applying larger droplets will reduce spray drift, the potential for drift will be greater if applications are made improperly or under unfavorable environmental conditions.

### **Controlling Droplet Size - Ground Boom**

- Volume- Increasing the spray volume so that larger droplets are produced will reduce spray drift. Use the highest practical spray volume for the application. If a greater spray volume is needed, consider using a nozzle with a higher flow rate.
- Pressure- Use the lowest spray pressure recommended for the nozzle to produce the target spray volume and droplet size.
- Spray Nozzle- Use a spray nozzle that is designed for the intended application. Consider using nozzles designed to reduce drift.

### **Controlling Droplet Size - Aircraft**

- Adjust Nozzles- Follow nozzle manufacturer's recommendations for setting up nozzles. Generally, to reduce fine droplets, nozzles should be oriented parallel with the airflow in flight.

## **BOOM HEIGHT**

Ground Boom: Use the lowest boom height that is compatible with the spray nozzles that will provide uniform coverage. For ground equipment, the boom should remain level with the crop and have minimal bounce.

## **RELEASE HEIGHT**

Aircraft: Higher release heights increase the potential for spray drift.

## **SHIELDED SPRAYERS**

Shielding the boom or individual nozzles can reduce spray drift. Consider using shielded sprayers. Verify that the shields are not interfering with the uniform deposition of the spray on the target area.

## **TEMPERATURE AND HUMIDITY**

When making applications in hot and dry conditions, use larger droplets to reduce effects of evaporation.

## **TEMPERATURE INVERSIONS**

Drift potential is high during a temperature inversion. Temperature inversions are characterized by increasing temperature with altitude and are common on nights with limited cloud cover and light to no wind. The presence of an inversion can be indicated by ground fog or by the movement of smoke from a ground source or an aircraft smoke generator. Smoke that layers and moves laterally in a concentrated cloud (under low wind conditions) indicates an inversion, while smoke that moves upward and rapidly dissipates indicates good vertical air mixing. Avoid applications during temperature inversions.

## **WIND**

Drift potential generally increases with wind speed. AVOID APPLICATIONS DURING GUSTY WIND CONDITIONS.

Applicators need to be familiar with local wind patterns and terrain that could affect spray drift.

## **HANDHELD TECHNOLOGY APPLICATIONS**

Take precautions to minimize spray drift.

## STORAGE AND DISPOSAL

Do not contaminate water, food, or feed by storage or disposal.

**PESTICIDE STORAGE:** Store in original container in secured dry storage area. Prevent cross-contamination with other pesticides and fertilizers.

**PESTICIDE DISPOSAL:** To avoid waste, use all materials in this container by application according to label directions. If wastes cannot be avoided, offer remaining product to a waste disposal facility or pesticide disposal program (often, such programs are run by State or local governments or by industry).

### CONTAINER HANDLING:

**Nonrefillable Container (rigid material;  $\leq$  5 gallons):** Nonrefillable container. Do not reuse or refill this container. Offer for recycling, if available. Triple rinse container (or equivalent) promptly after emptying. Triple rinse as follows: Empty the remaining contents into application equipment or a mix tank and drain for 10 seconds after the flow begins to drip. Fill the container one-fourth full with water and recap. Shake for 10 seconds. Pour rinsate into application equipment or a mix tank or store rinsate for later use or disposal. Drain for 10 seconds after the flow begins to drip. Repeat this procedure two more times. Then offer for recycling if available or puncture and dispose of in a sanitary landfill, or by incineration.

**Nonrefillable Container (rigid material;  $>$  5 gallons up to  $<$  250 gallons):** Nonrefillable container. Do not reuse or refill this container. Offer for recycling, if available. Triple rinse container (or equivalent) promptly after emptying. Triple rinse as follows: Empty the remaining contents into application equipment or a mix tank. Fill the container one-fourth full with water. Replace and tighten closures. Tip container on its side and roll it back and forth, ensuring at least one complete revolution, for 30 seconds. Stand the container on its end and tip it back and forth several times. Turn the container over onto its other end and tip it back and forth several times. Empty the rinsate into application equipment or a mix tank or store rinsate for later use or disposal. Repeat this procedure two more times. Then offer for recycling if available or puncture and dispose of in a sanitary landfill, or by incineration.

**Refillable Container ( $\geq$  250 gallons & Bulk):** Refillable container. Refill this container with pesticide only. Do not reuse this container for any other purpose. Cleaning the container before final disposal is the responsibility of the person disposing of the container. Cleaning before refilling is the responsibility of the refiller. To clean the container before final disposal, empty the remaining contents from this container into application equipment or mix tank. Fill the container about 10% full with water. Agitate vigorously or recirculate water with the pump for 2 minutes. Pour or pump rinsate into application equipment or rinsate collection system. Repeat this rinsing procedure two more times. Then offer for recycling if available or puncture and dispose of in a sanitary landfill, or by incineration, or, by other procedures approved by State and local authorities.

## WARRANTY—CONDITIONS OF SALE

OUR DIRECTIONS FOR USE of this product are based upon tests believed reliable. Follow directions carefully. Timing and method of application, weather and crop conditions, mixtures with other chemicals not specifically directed and other influencing factors in the use of this product are beyond the control of the Seller. To the extent consistent with applicable law, Buyer assumes all risks of use, storage and handling of this material not in strict accordance with directions given herewith. To the extent consistent with applicable law, in no case shall the Manufacturer or the Seller be liable for consequential, special or indirect damages resulting from the use or handling of this product when such use and/or handling is not in strict accordance with directions given herewith. The foregoing is a condition of sale by the Seller and is accepted as such by the Buyer.

Manufactured By:



FOMASATE and the Drexel logo are either trademarks or registered trademarks of Drexel Chemical Company. All other brand names, product names or trademarks belong to their respective holders.