

19713-567

5-22-2009

1/7



UNITED STATES ENVIRONMENTAL PROTECTION AGENCY
WASHINGTON, D.C. 20460

OFFICE OF
PREVENTION, PESTICIDES AND
TOXIC SUBSTANCES

Mr. Luz G. Chan
Product Registration
Drexel Chemical Company
1700 Channel Ave.
Memphis, TN 38113

MAY 22 2009

SUBJECT: Application for Pesticide Notification (PRN 98-10)
Request General Label Change
EPA Reg. No. 19713-567
Application Dated April, 15, 2009

Dear Registrant:

The Agency is in receipt of your Application for Pesticide Notification under Pesticide Registration Notice (PRN) 98-10 dated 04/15/09 for the above product. The Registration Division (RD) has conducted a review of this request for its applicability under PRN 98-10 and finds that the action(s) requested fall within the scope of PRN 98-10. The label submitted with the application has been stamped "Notification" and will be placed in our records.

Please note that the Agency has issued a Pesticide Registration Notice (PR) 2007-4: Labeling Revisions Required by the Final Rule "Pesticide Management and Disposal; Standards for Pesticide Containers and Containment Statements." All labeling must be updated by August 17, 2009.

If you have any questions, please call me directly at 703-305-6249 or Owen F. Beeder of my staff at 703-308-8899.

Sincerely,

A handwritten signature in black ink, appearing to read "Linda Arrington".

Linda Arrington
Notifications & Minor Formulations Team Leader
Registration Division (7505P)
Office of Pesticide Programs

2/7

Please read instructions on reverse before completing form.

Form Approved. OMB No. 2070-0060. Approval expires 2-28-95



United States
Environmental Protection Agency
Washington, DC 20460

<input type="checkbox"/>	Registration
<input type="checkbox"/>	Amendment
<input checked="" type="checkbox"/>	Other

OPP Identifier Number

Application for Pesticide - Section I

1. Company/Product Number 19713-567	2. EPA Product Manager JIM TOMPKINS	3. Proposed Classification <input checked="" type="checkbox"/> None <input type="checkbox"/> Restricted
4. Company/Product (Name) DREXEL AUGUZINE	PM# 25/Herbicide Branch	
5. Name and Address of Applicant (Include ZIP Code) Drexel Chemical Company P.O. Box 13327 Memphis, TN 38113-0327 <input type="checkbox"/> Check if this is a new address	6. Expedited Review. In accordance with FIFRA Section 3(c)(3) (b)(i), my product is similar or identical in composition and labeling to: EPA Reg. No. _____ Product Name _____	

NOTIFICATION

MAY 22 2009

Section - II

<input type="checkbox"/> Amendment - Explain below.	<input checked="" type="checkbox"/> Final printed labels in response to Agency letter dated _____
<input type="checkbox"/> Resubmission in response to Agency letter dated _____	<input type="checkbox"/> "Me Too" Application.
<input checked="" type="checkbox"/> Notification - Explain below.	<input type="checkbox"/> Other - Explain below.

Explanation: Use additional page(s) if necessary. (For section I and Section II.)

Submission of revised label. Details are explained in the cover letter accompanying this submission.

Thank you.

Section - III

1. Material This Product Will Be Packaged In:				2. Type of Container	
Child-Resistant Packaging <input type="checkbox"/> Yes <input type="checkbox"/> No	Unit Packaging <input type="checkbox"/> Yes <input type="checkbox"/> No	Water Soluble Packaging <input type="checkbox"/> Yes <input type="checkbox"/> No		<input type="checkbox"/> Metal	<input type="checkbox"/> Plastic
* Certification must be submitted		If "Yes" Unit Packaging wgt.	No. per container	If "Yes" Package wgt	No. per container
					1
3. Location of Net Contents Information <input type="checkbox"/> Label <input type="checkbox"/> Container		4. Size(s) Retail Container		5. Location of Label Directions <input type="checkbox"/>	
6. Manner in Which Label is Affixed to Product <input type="checkbox"/> Lithograph <input type="checkbox"/> Paper glued <input type="checkbox"/> Stenciled		<input type="checkbox"/> Other _____			

Section - IV

1. Contact Point (Complete items directly below for identification of individual to be contacted, if necessary, to process this application.)		
Name LUZ G CHAN	Title REGISTRATION MANAGER	Telephone No. (include Area Code) (901) 774-4370
Certification I certify that the statements I have made on this form and all attachments thereto are true, accurate and complete. I acknowledge that any knowingly false or misleading statement may be punishable by fine or imprisonment or both under applicable law.		6. Date Application Received (Stamped)
2. Signature	3. Title REGISTRATION MANAGER	
4. Typed Name LUZ G CHAN	5. Date April 15, 2009	

3/7



Drexel Chemical Company

April 15, 2009

Document Processing Desk (NOTIF)
Office of Pesticide Programs (7504P)
U.S. Environmental Protection Agency
Rm S-4900, One Potomac Yard
2777 S Crystal Drive
Arlington, VA 22202

**Re: Submission of Final Label per EPA's Notification Acceptance dated February 17, 2009 and April 30, 2008
DREXEL AUGUZINE a.k.a. DREXEL ATRAZINE 4% (EPA Reg. No. 19713-567)**

Herewith:

1. Completed EPA Form 8570-1
2. One copy of the label (597ASP-0109*(a) revised to reinstate the "Product Usage" box that was inadvertently left out of the label submitted by Notification on January 23, 2009 and was accepted by the Agency on February 17, 2009.

The addition of the "Product Usage" box on page 3 under the heading "Additional Statements that may be used on or attached to the label" was previously approved by the Agency on April 30, 2008.


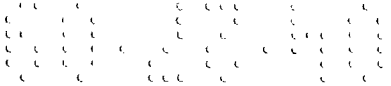
3. Certification Statement

If you have questions/clarification regarding this submission, I can be reached at (901) 774-4370 or e-mail Lchan@drexchem.com.

Thank you.

Respectfully yours,
FOR DREXEL CHEMICAL COMPANY


Luz Chan
Registration Manager



4/7



Drexel Chemical Company

April 15, 2009


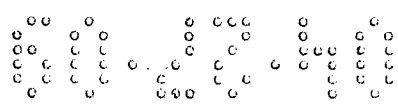
Submission of Revised Label by Notification
DREXEL AUGUZINE (EPA Reg. No. 19713-567)

This notification is consistent with the Provisions of PR Notice 98-10 and EPA Regulations at 40 CFR 152.46, and no other changes have been made to the labeling or the Confidential Statement of Formula of this product. I understand that it is a violation of 18 U.S.C. Sec. 1001 to willfully make any false statement to EPA. I further understand that if this notification is not consistent with the terms of PR Notice 98-10 and 40 CFR 152.46, this product may be in violation of FIFRA and I may be subject to enforcement action and penalties under Sections 12 and 14 of FIFRA.

FOR DREXEL CHEMICAL COMPANY

Luiz G. Chan

LUZ G CHAN
Registration Manager



5/7



AuguzineTM

St. Augustine Weed Killer

For the control of both emerged weeds and weeds from seeds in St. Augustinegrass and Centipedegrass, use 5 teaspoonfuls per 100 square feet.

ACTIVE INGREDIENTS:

Atrazine	4.00%
Related compounds	0.08%
OTHER INGREDIENTS:	95.92%
TOTAL:	100.00%

KEEP OUT OF REACH OF CHILDREN
CAUTION
See **FIRST AID** Below
SHAKE WELL BEFORE USING

EPA Reg. No. 19713-567
EPA Est. No. 19713-XX-XXX Net Content: _____

FIRST AID	
IF SWALLOWED:	<ul style="list-style-type: none"> • Call a poison control center or doctor immediately for treatment advice. • Have person sip a glass of water if able to swallow. • Do not induce vomiting unless told to do so by a poison control center or doctor. • Do not give anything by mouth to an unconscious or convulsing person.
IF ON SKIN OR CLOTHING:	<ul style="list-style-type: none"> • Take off contaminated clothing. • Rinse skin immediately with plenty of water for 15 to 20 minutes.
Call a poison control center or doctor for treatment advice. Have the product container or label with you when calling a poison control center or doctor, or going for treatment. For information on this pesticide product (including health concerns, medical emergencies or pesticide incidents), call the National Pesticide Information Center at 1-800-858-7378.	
NOTE TO PHYSICIAN: There is no specific antidote for Atrazine. If this product is ingested, induce emesis or lavage stomach. The use of an aqueous slurry of activated charcoal may be considered.	

PRECAUTIONARY STATEMENTS
Hazards To Humans And Domestic Animals
CAUTION: Harmful if swallowed or absorbed through skin. Avoid contact with skin, eyes, or clothing.
PERSONAL PROTECTIVE EQUIPMENT (PPE)
Wear long-sleeved shirt, long pants, chemical-resistant gloves and shoes plus socks.

USER SAFETY RECOMMENDATIONS
Users should: 1) Wash hands before eating, drinking, chewing gum, using tobacco or using the toilet. 2) Remove clothing/PPE immediately if pesticide gets inside. Then wash thoroughly and put on clean clothing. Remove clothing/PPE immediately after handling this product. Wash the outside of gloves before removing. As soon as possible, wash thoroughly and change into clean clothing.

ENVIRONMENTAL HAZARDS
Atrazine can travel (seep or leach) through soil and can enter groundwater which may be used as drinking water. Atrazine has been found in groundwater. Users are advised not to apply atrazine to Sand and Loamy sand soils where the water table (groundwater) is close to the surface and where these soils are very permeable, i.e., well-drained. Your local agricultural agencies can provide further information on the type of soil in your area and the location of groundwater.
This pesticide is toxic to aquatic invertebrates. Do not apply directly to water or to areas where surface water is present or to intertidal areas below the mean high water mark. Do not apply when weather conditions favor drift from treated areas. Runoff and drift from treated areas may be hazardous to aquatic organisms in neighboring areas. Do not contaminate water when disposing of equipment washwaters.

DIRECTIONS FOR USE
It is a violation of Federal law to use this product in a manner inconsistent with its labeling.
NOT FOR USE ON TURF BEING GROWN FOR SALE OR OTHER COMMERCIAL USE AS SOD, OR FOR COMMERCIAL SEED PRODUCTION, OR FOR RESEARCH PURPOSES.
GENERAL PRECAUTIONS AND RESTRICTIONS: Do not apply this product in a way that will contact any persons or pet, either directly or through drift. Keep people and pets out of the area during application.
Do not allow people or pets to enter the treated area until sprays have dried.
IMPORTANT: Read the entire Directions for Use, all precautions, and the Conditions of Sale and Warranty before using this product.
FAILURE TO FOLLOW THE DIRECTIONS FOR USE AND PRECAUTIONS ON THIS LABEL MAY RESULT IN POOR WEED CONTROL, CROP INJURY, ILLEGAL RESIDUES, OR PERSONAL INJURY.

NOTIFICATION

MAY 22 2009



Manufactured By:
Drexel Chemical Company
P.O. BOX 13327, MEMPHIS, TN 38113-0327
SINCE 1972

6/7

APPLICATION PROCEDURES

- Do not use near adjacent desirable plants or in greenhouse, or injury may occur.
- To avoid spray drift, apply with a coarse low pressure spray.
- Do not apply under windy conditions.
- Avoid spray overlap.
- This product is to be mixed with water only. Combinations with other chemicals in the application mixture are not recommended.
- Do not apply when temperatures exceed 90°F.
- Use only on healthy turfgrass which is not under heat or drought stress and reasonably free of infestations of insects, nematodes, and diseases.
- Applications during the summer should be limited to spot treatment only.
- Do not use on muck or alkaline soils.
- Do not use over rooting area of trees, ornamentals, vegetables or other desirable plants other than the indicated turfgrasses.
- Do not apply to areas where the natural drainage would carry the atrazine to adjacent desirable plants.
- Do not replant treated areas (except with listed turfgrass) within 12 months after treatment or injury may result.
- Do not overseed turf areas within 6 months after treatment.
- Sprigging of listed turfgrass is allowed in treated areas, however, some yellowing or stunting may occur.

APPLICATION RESTRICTIONS

Maximum rate per application on Turfgrass (including lawns) is 8.6 fluid ounces per 1,000 square feet. Maximum of two applications per year is permitted.

USE DIRECTIONS

Weeds Controlled or Suppressed:

Annual Bluegrass (*Poa annua*), Chickweed (Common and Mouseear), Crabgrass (suppression only), Cransbill, Cudweed, Dichondra, Florida Betony, Henbit, Knotweed, Lespedeza, Moneywort, Mustards, Narrowleaf Vetch, Parsley-Piert, Pennywort (Dollarweed), Sandspur, Smutgrass, Spurge, Spurweed, Swinecrest, Woodsorrel and various annual clovers.

Established St. Augustinegrass and Centipedegrass:

This product may be applied during both dormant and growing seasons. Best results are usually obtained when applied in early Spring or dormant periods when weeds are small or have not emerged. Do not apply more than two treatments per year.

This product controls Spurweed, Florida Betony, Annual Bluegrass and many other problem weeds in St. Augustinegrass and Centipedegrass turfs.

This product will control both emerged weeds and weeds from seeds. Rain or water within 2 or 3 days of application may decrease the effectiveness on emerged weeds. However, for the control of weeds from seeds, rainfall or watering is necessary within 7 to 10 days after treatment.

Spurweed:

Control of Spurweed can best be obtained by applying when Spurweed has newly emerged (December and January.)

Florida Betony:

This weed emerges in the Fall. Apply this product in mid to late October followed by a second application in mid to late February.

Dichondra, Moneywort:

Apply this product in early April followed by a second application in July. **Note:** Applications for Spurweed or Florida Betony generally will give control or suppression of the other listed weeds. However, as a general rule, this product will give best control when applied to young tender weeds or just prior to weed emergence.

METHODS OF APPLICATION

Conventional Sprayers:

Application should be made with conventional compressed air garden sprayer equipped with a flat fan spray tip. Correct calibration of the sprayer is essential. Overdosing will cause severe plant injury and or death of the desired Turf. Insufficient application may not give anticipated weed control.

Measure the amount of this product into the spray tank and dilute with water according to the above Table. Close tank sprayer and shake well before applying.

Hose-End Sprayers With Ready-Spray Nozzle:

One quart (32 fl. ozs.) of this product will treat 3,720 sq. ft. of listed grasses.

DO NOT apply one quart of this product to an area less than 3,720 sq. ft. DO NOT apply this product to the same area more than twice per year.

Using the Ready-Spray Nozzle, apply this product following the below procedures:

1. Shake container well before using.
2. Connect a garden hose to the Ready-Spray nozzle. Make sure that the dial nozzle is in the "OFF" position with the [green] safety tab in the valve notch.
3. Turn on water at faucet. Extend hose to the farthest area to be treated and work back toward the faucet so you don't come in contact with the treated area.
4. To begin spraying, point nozzle toward treatment side and:
 - a) Bend back the [green] safety tab [located at the right of the yellow dial] with your thumb
 - b) Hold while turning the yellow dial clockwise quickly until it stops. Water will automatically mix with this product.
5. Spray until wet to control the weeds listed on this label. Walk at a steady pace while spraying using an even sweeping motion.
6. To STOP spraying, quickly turn the dial counter clockwise until it stops and the safety tab engages into the notch on the valve. Turn water OFF at faucet. To relieve pressure before removing from nozzle from the hose, bend the safety tab back and turn dial "ON" until water stops spraying.
7. To store unused product, make sure the dial is in the "OFF" position with the [green] safety tab in the valve notch. Place in cool area, away from heat, sunlight or open flame.

Read the 'APPLICATION PROCEDURES' section of this label for additional application instructions.

For Connect and Spray Applicator:

1. Make sure knob control lever is in the OFF position. Shake well and attach to hose.
2. Turn water on at faucet, extend hose to the farthest area to be treated and work back toward the faucet so you don't come in contact with the treated area. Aim nozzle toward lawn and turn control lever to ON to begin spraying. The product will automatically siphon and mix with water. Walk at a steady pace while spraying, using an even sweeping motion. Spray weeds until wet.
3. When finished, turn control lever to OFF position. Turn faucet off. Discharge residual water pressure by turning control lever ON and OFF again.

RATE OF APPLICATION* FOR ST. AUGUSTINEGRASS and CENTIPEDEGRASS

Areas To Be Treated	Amount of This Product	Minimum Amount of Water
100 sq. ft.	5 tsps.	1 qt.
500 sq. ft.	4.3 fl. ozs.	1 gal.
2,000 sq. ft.	1.1 pt.	4 gals.

*Determine total area to be sprayed and base rate of application on the above rates.

STORAGE AND DISPOSAL

Do not contaminate water, food, or feed by storage and disposal.

PESTICIDE STORAGE: Store pesticide in the original container in a locked storage area.

PESTICIDE DISPOSAL: Wastes resulting from the use of this product may be disposed of on site or at an approved waste disposal facility.

CONTAINER DISPOSAL:

Nonrefillable Container (rigid material; less than 5 gallons): Nonrefillable container. Do not reuse or refill this container. Offer for recycling, if available. Clean container promptly after emptying. Triple rinse as follows: Empty the remaining contents into application equipment or a mix tank and drain for 10 seconds after the flow begins to drip. Fill the container one-fourth full with water and recap. Shake for 10 seconds. Pour rinsate into application equipment or a mix tank or store rinsate for later use or disposal. Drain for 10 seconds after the flow begins to drip. Repeat this procedure two more times. Dispose of empty container in a sanitary landfill or by incineration, or, if allowed by State and local authorities, by burning. If burned, stay out of smoke.

Nonrefillable Container (rigid material; 5 gallons or greater): Nonrefillable container. Do not reuse or refill this container. Offer for recycling, if available. Clean container promptly after emptying. Triple rinse as follows: Empty the remaining contents into application equipment or a mix tank. Fill the container one-fourth full with water. Replace and tighten closures. Tip container on its side and roll it back and forth, ensuring at least one complete revolution, for 30 seconds. Stand the container on its end and tip it back and forth several times. Turn the container over onto its other end and tip it back and forth several times. Empty the rinsate into application equipment or a mix tank or store rinsate for later use or disposal. Repeat this procedure two more times. Dispose of empty container in a sanitary landfill or by incineration, or, if allowed by State and local authorities, by burning. If burned, stay out of smoke.

Refillable Containers:

Refillable container. Refill this container with this product only. Do not reuse this container for any other purpose. Cleaning the container before final disposal is the responsibility of the person disposing of the container. Cleaning before refilling is the responsibility of the refiller. To clean the container before final disposal, empty the remaining contents from this container into application equipment or mix tank. Fill the container about 10% full with water. Agitate vigorously or recirculate water with the pump for 2 minutes. Pour or pump rinsate into application equipment or rinsate collection system. Repeat this rinsing procedure two more times.

For Residential/Household Use:

PESTICIDE DISPOSAL: Call your local solid waste agency for disposal instructions. Never place unused product down any indoor or outdoor drain.

CONTAINER DISPOSAL: Nonrefillable container. Do not reuse or refill this container. If empty, place in trash or offer for recycling if available. If partially filled, call your local solid waste agency for disposal instructions. Never place unused product down any indoor or outdoor drain.

PRODUCT USAGE

Kills & Prevents	Annual Bluegrass, Dollarweed, Florida Betony, Sandspur, Spurge, Spurweed, Woodsorrel, various annual clovers, and other listed weeds
Use On	Established St. Augustinegrass and Centipedegrass
Amount to Use	<ul style="list-style-type: none"> 4.3 fl. ozs. mixed with 1 gallon of water treats 500 sq. ft. 32 fl. ozs. mixed with 7.4 gallons of water treats 3,720 sq. ft. Wait 72 hours before watering treated, emerged weeds.
When to Use	When air is calm and temperature below 90°F - up to 2 applications per year.

WARRANTY—CONDITIONS OF SALE

OUR RECOMMENDATIONS FOR USE of this product are based upon tests believed reliable. Follow directions carefully. Timing and method of application, weather and crop conditions, mixtures with other chemicals not specifically recommended and other influencing factors in the use of this product are beyond the control of the Seller. To the extent consistent with applicable law, Buyer assumes all risks of use, storage and handling of this material not in strict accordance with directions given herewith.

To the extent consistent with applicable law, in no case shall the Manufacturer or the Seller be liable for consequential, special or indirect damages resulting from the use or handling of this product when such use and/or handling is not in strict accordance with directions given herewith. The foregoing is a condition of sale by the Seller and is accepted as such by the Buyer.

Additional Statements that may be used on or attached to the label:

- * For St. Augustine Grass
- * Auguzine will control (followed by any or all of this list) Annual Bluegrass (*Poa annua*), Chickweed (Common and Mouseear), Cudweed, Dichondra, Florida Betony, Henbit, Knotweed, Lespedeza, Moneywort, Pennywort (Dollarweed), Mustards, Narrowleaf Vetch, Parsley-Piert, Smutgrass, Spurge, Spurweed, Swinecrest, Woodsorrel and various annual clovers.

Auguzine suppresses Crabgrass

- * Controls Tough Weeds
- * Controls both emerged weeds and weeds from seeds
- * One pint covers 1,852 sq. ft.
- * One Quart covers 3,720 sq. ft.
- * 0.5 Gallon covers 7,408.2 sq. ft.
- * One Gallon covers 14,816.3 sq. ft.
- * Kills Tough Weeds
- * For outdoor use around the home only
- * [One quart] Treats 3,720 sq. ft.
- * Covers 3,720 sq. ft.
- * Kills tough weeds [including Dollarweed and Sandspur] [and other listed weeds]
- * Contains atrazine
- * New
- * Attach to hose and spray
- * Ready to spray [apply]
- * For St. Augustinegrass and Centipedegrass [Lawns]
- * Kills Dollarweed, Sandspur and other listed weeds
- * Product Fact Box
- * [Front panel starburst: Connect and Spray Applicator]

PRODUCT FACT BOX

What it Does:

Kills established weeds including Dollarweed, Sandspur and Florida Betony and prevents weeds from emerging in the Lawn

Where to Use:

(icon outdoors) St. Augustinegrass and Centipedegrass Lawns: Kills the weeds, not the Lawn

When to Use:

Anytime temperatures are below 90°F

Questions & Comments:

(phone icon) (computer icon) Call (901) 774-4370 or visit our website at www.drexchem.com

[Bracketed Text] = Optional language