

19713-510

1/28/2010

1/8



UNITED STATES ENVIRONMENTAL PROTECTION AGENCY
WASHINGTON, D.C. 20460

OFFICE OF
PREVENTION, PESTICIDES AND
TOXIC SUBSTANCES

Luz G. Chan
Registration Manager
Drexel Chemical Company
P.O. Box 13327
Memphis, TN 38113-0327

JAN 28 2010

Subject: Label Notification(s) for Pesticide Registration Notice 2007-4

Dear Ms. Chan:

The Agency is in receipt of your Application(s) for Pesticide Notification under Pesticide Registration Notices (PRN) 2007-4 dated November 13, 2009 for:

- | | |
|-----------------------------------|-----------------------------|
| EPA Registration 19713-105 | Drexel Leven-38 |
| EPA Registration 19713-1 | Drexel Sucker-Stuff |
| EPA Registration 19713-510 | Drexel Drexalin Plus |

The Registration Division (RD) has conducted a review of this request for applicability under PR Notices 2007-4 and finds that the label changes requested falls within the scope of PR Notices 2007-4. The label has been date-stamped "Notification" and will be placed in our records.

Please be reminded that 40 CFR Part 156.140(a)(4) requires that a batch code, lot number, or other code identifying the batch of the pesticide distributed and sold be placed on nonrefillable containers. The code may appear either on the label (and can be added by non-notification/PR Notice 98-10) or durably marked on the container itself.

If you have any questions, please contact me directly at 703-305-6249 or Nicole Williams of my staff at 703-308-5551.

Sincerely,

Linda Arrington
Notifications & Minor Formulations Team Leader
Registration Division (7505P)
Office of Pesticide Programs



United States
Environmental Protection Agency
 Washington, DC 20460

Registration
 Amendment
 Other

OPP Identifier Number

Application for Pesticide - Section I

1. Company/Product Number 19713-510	2. EPA Product Manager TONY KISH	3. Proposed Classification <input checked="" type="checkbox"/> None <input type="checkbox"/> Restricted
4. Company/Product (Name) DREXEL DREXALIN PLUS	PM# 22/Fungicide Branch	
5. Name and Address of Applicant (Include ZIP Code) Drexel Chemical Company, P.O. Box 13327 Memphis, TN 38113-0327 <input type="checkbox"/> Check if this is a new address	6. Expedited Review. In accordance with FIFRA Section 3(c)(3) (b)(i), my product is similar or identical in composition and labeling to: EPA Reg. No. _____ Product Name _____	

Section - II

<input type="checkbox"/> Amendment - Explain below.	<input checked="" type="checkbox"/> Final printed labels in response to Agency letter dated _____
<input type="checkbox"/> Resubmission in response to Agency letter dated _____	<input type="checkbox"/> "Me Too" Application.
<input checked="" type="checkbox"/> Notification - Explain below.	<input type="checkbox"/> Other - Explain below.

NOTIFICATION

JAN 28 2010

Explanation: Use additional page(s) if necessary. (For section I and Section II.)

Submission of revised label per PR Notices 2007-4. Thank you.

Section - III

1. Material This Product Will Be Packaged In:				2. Type of Container	
Child-Resistant Packaging <input type="checkbox"/> Yes <input checked="" type="checkbox"/> No	Unit Packaging <input type="checkbox"/> Yes <input checked="" type="checkbox"/> No	Water Soluble Packaging <input type="checkbox"/> Yes <input checked="" type="checkbox"/> No		<input type="checkbox"/> Metal	<input checked="" type="checkbox"/> Plastic
* Certification must be submitted		If "Yes" Unit Packaging wgt.	No. per container	<input type="checkbox"/> Glass	<input type="checkbox"/> Paper
		If "Yes" Package wgt.	No. per container	<input type="checkbox"/> Other (Specify) _____	
3. Location of Net Contents Information <input checked="" type="checkbox"/> Label <input type="checkbox"/> Container		4. Size(s) Retail Container 1, 2.5, 5, 10, 15, 30, 55, 265 Gal; Bulk		5. Location of Label Directions <input type="checkbox"/> On the label	
6. Manner in Which Label is Affixed to Product <input checked="" type="checkbox"/> Lithograph Paper, glued <input type="checkbox"/> Stenciled			<input type="checkbox"/> Other _____		

Section - IV

1. Contact Point (Complete items directly below for identification of individual to be contacted, if necessary, to process this application.)		
Name LUZ G CHAN	Title REGISTRATION MANAGER	Telephone No. (include Area Code) (901) 774-4370
Certification I certify that the statements I have made on this form and all attachments thereto are true, accurate and complete. I acknowledge that any knowingly false or misleading statement may be punishable by fine or imprisonment or both under applicable law.		6. Date Application Received (Stamped)
2. Signature <i>Luza Chan</i>	3. Title REGISTRATION MANAGER	
4. Typed Name LUZ G CHAN	5. Date November 13, 2009	
2009.11.13 08:47:45 -06'00'		



Drexel Chemical Company

November 13, 2009

Document Processing Desk (**NOTIF**)
Office of Pesticide Programs (7504P)
U.S. Environmental Protection Agency
Rm S-4900, One Potomac Yard
2777 S Crystal Drive
Arlington, VA 22202

**Re: Submission of Revised Label per PR Notices 2007-4
DREXEL DREXALIN PLUS (EPA Reg. No. 19713-510)**

Herewith:

1. Completed EPA Form 8570-1
2. One copy of the label (510ASP-1109*) with the following revision per PR Notice 2007-4 :

Under Refillable Containers, "this product" was changed to simply read "pesticide".

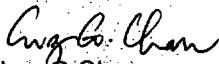
The change was highlighted for easy reference.

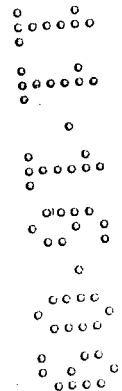
3. Certification Statement

If you have questions/clarification regarding this submission, I can be reached at (901) 774-4370
or e-mail Lchan@drexchem.com.

Thank you.

Respectfully yours,
FOR DREXEL CHEMICAL COMPANY


Luz G Chan
Registration Manager



✓
8/3

Drexel

Drexel Chemical Company

November 13, 2009

Submission of Revised Label per PR Notice 2007-4
DREXEL DREXALIN PLUS (EPA Reg. No. 19713-510)

This notification is consistent with the guidance of PR Notice 2007-4 and the requirements of EPA Regulations at 40 CFR 156.10, 156.140, 156.144, 156.146 and 156.156. No other changes have been made to the labeling or the Confidential Statement of Formula of this product. I understand that it is a violation of 18 U.S.C. Sec. 1001 to willfully make any false statement to EPA. I further understand that if this notification is not consistent with the requirements of 40 CFR 156.10, 156.140, 156.144, and 156.146 and 156.156, this product may be in violation of FIFRA and I may be subject to enforcement action and penalties under Sections 12 and 14 of FIFRA.

FOR DREXEL CHEMICAL COMPANY



LUZ G CHAN

Registration Manager

5
1
8



NOTIFICATION

JAN 2 8 2010

Drexalin Plus

Plant Growth Regulator

For control of Tobacco suckers.

ACTIVE INGREDIENT:

Flumetralin 13.7%

OTHER INGREDIENTS: 86.3%

TOTAL: 100.0%

Contains 1.2 pounds of active ingredient per gallon.

Contains petroleum distillates.

KEEP OUT OF REACH OF CHILDREN

CAUTION

See **FIRST AID** Below

SHAKE WELL BEFORE USING

[Optional: Recirculate Contents Before Use]

EPA Reg. No. 19713-510

EPA Est. No. 19713-

Net Content: _____

FIRST AID
<p>IF ON SKIN OR CLOTHING:</p> <ul style="list-style-type: none"> • Take off contaminated clothing. • Rinse skin immediately with plenty of water for 15 to 20 minutes. • Call a poison control center or doctor for treatment advice.
<p>IF SWALLOWED:</p> <ul style="list-style-type: none"> • Call a poison control center or doctor immediately for treatment advice. • Do not give any liquid to the person. • Do not induce vomiting unless told to do so by a poison control center or doctor. • Do not give anything by mouth to an unconscious or convulsing person.
<p>IF IN EYES:</p> <ul style="list-style-type: none"> • Hold eye open and rinse slowly and gently with water for 15 to 20 minutes. • Remove contact lenses, if present, after the first 5 minutes, then continue rinsing eye. • Call a poison control center or doctor for treatment advice.
<p>Have the product container or label with you when calling a poison control center or doctor, or going for treatment. For information on this pesticide product (including health concerns, medical emergencies or pesticide incidents), call the National Pesticide Information Center at 1-800-858-7378.</p>
<p>NOTE TO PHYSICIAN: Contains petroleum distillate- vomiting may cause aspiration pneumonia.</p>

PRECAUTIONARY STATEMENTS

Hazards to Humans and Domestic Animals

CAUTION: Harmful if absorbed through skin. Harmful if swallowed. Causes moderate eye irritation. Avoid contact with skin, eyes or clothing.

PERSONAL PROTECTIVE EQUIPMENT (PPE)

Some materials that are chemical-resistant to this product are listed below. If you want more options, follow the instructions for Category G on an EPA chemical resistance category selection chart.

Applicators and other handlers must wear: Long-sleeved shirt and long pants, socks, shoes, and chemical-resistant gloves, such as Barrier laminate or Viton, chemical-resistant headgear for overhead exposure and chemical-resistant apron, when cleaning equipment, mixing or loading. Follow manufacturer's instructions for cleaning/maintaining PPE. If no such instructions for washables, use detergent and hot water. Keep and wash PPE separately from other laundry.

ENGINEERING CONTROL STATEMENTS

When handlers use closed systems or enclosed cabs in a manner that meets the requirements listed in the Worker Protection Standard (WPS) for agricultural pesticides [40 CFR 170.240(d)(4-6)], the handler PPE requirements may be reduced or modified as specified in the WPS.

USER SAFETY RECOMMENDATIONS

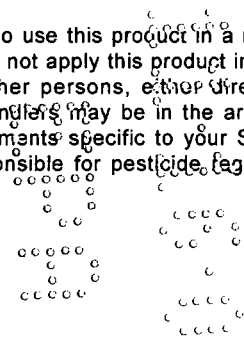
Users should: 1) Wash hands before eating, drinking, chewing gum, using tobacco or using the toilet. 2) Remove clothing/PPE immediately if pesticide gets inside. 3) Then wash thoroughly and put on clean clothing.

ENVIRONMENTAL HAZARDS

This product is toxic to fish. Do not apply directly to water, to areas where surface water is present or to intertidal areas below the mean high water mark. Do not contaminate water by disposal of equipment wash water.

DIRECTIONS FOR USE

It is a violation of Federal Law to use this product in a manner inconsistent with its labeling. Do not apply this product in a way that will contact workers or other persons, either directly or through drift. Only protected handlers may be in the area during application. For any requirements specific to your State or Tribe, consult the agency responsible for pesticide regulation.



Manufactured By:
Drexel Chemical Company
 P.O. BOX 13327, MEMPHIS, TN 38113-0327
SINCE 1972

AGRICULTURAL USE REQUIREMENTS

Use this product only in accordance with its labeling and with the Worker Protection Standard, 40 CFR Part 170. This standard contains requirements for the protection of agricultural workers on farms, forests, nurseries, greenhouses and handlers of agricultural pesticides. It contains requirements for training, decontamination, notification and emergency assistance. It also contains specific instructions and exceptions pertaining to the statements on this label about personal protective equipment (PPE), restricted entry interval (REI) and notification to workers. The requirements in this box only apply to uses of this product that are covered by the Worker Protection Standard.

Do not enter or allow worker entry into treated areas during the restricted entry interval of 24 hours.

PPE required for early entry to treated areas that is permitted under the Worker Protection Standard and that involves contact with anything that has been treated, such as plants, soil or water is: Long-sleeved shirt and long pants, socks, shoes and chemical-resistant gloves made of any waterproof material, and chemical-resistant headgear for overhead exposure.

FAILURE TO FOLLOW THE DIRECTIONS FOR USE AND PRECAUTIONS ON THIS LABEL MAY RESULT IN POOR SUCKER CONTROL AND/OR CROP INJURY.

Do not apply this product through any type of irrigation system.

GENERAL INFORMATION

DREXALIN PLUS is a plant growth regulator for the control of sucker growth on Burley, Cigar, Dark, Flue-cured and Maryland tobacco.

One application of this product will provide full season control of excessive sucker development in Tobacco. Read this label carefully and observe all directions and precautions.

MIXING INSTRUCTIONS

Mix 1 gallon of this product in 49 gallons of water or 2.5 fluid ounces of this product per 1 gallon of water. Provide sufficient agitation during mixing and application to maintain a uniform mixture.

Note: Do not mix this product with insecticides or fungicides.

APPLICATION INSTRUCTIONS

Time of Application: Apply this product when most Tobacco plants are in the elongated button to early flower stage, either before or after topping. If this product is applied after topping, apply within 24 hours of topping. During topping, remove all suckers one inch or longer from all plants. (See **Notes** listed below.)

Precision Hand Application: Mix 1 gallon of this product in 49 gallons of water and apply as a coarse spray or drench to the top of the Tobacco stalk, using a hand-held drop line, or mix 2.5 fluid ounces of this product per gallon of water when using the jug method or backpack sprayer. Apply only once per plant per season. Apply the spray mixture at a rate sufficient to run down the stalk, contacting each leaf axil and just reach the ground line. Excessive spray volume may result in carryover injury to rotational crops. Spray volume per plant will generally be 0.3 to 0.6 fluid ounces depending on plant height. Do not exceed 30 gallons of spray volume per acre when using hand application methods. (See **Notes** listed below.)

Application with Powered Spray Equipment (3 nozzles per row): Mix 1 gallon of this product in 49 gallons of water and apply at a rate of 30 to 50 gallons of spray volume per acre. Use the high spray volume in tall types of Tobacco, such as Burley, Cigar, Flue-cured and Maryland. Use the low spray volume only in short types of Tobacco, such as Dark. Apply only once per season. Avoid application to plants treated by precision hand application method. Spray volume should be sufficient to run down the stalk, contacting each leaf axil and just reach the ground line. Excessive spray volume beyond the point of runoff to the soil may result in carryover injury to rotational crops. (See **Notes** listed below.)

Apply this product as a coarse spray directed downward to the top of the Tobacco stalk. This is best accomplished with 3 full cone nozzles per row; one nozzle directed downward over the center of the row and one 7 to 9 inches to each side of the center, directed at the top of the stalk. Maintain nozzles at

a height of 12 to 16 inches above the top of the stalk during application. Maintain boom pressure at 20 to 25 psi, not exceeding 30 psi.

SEQUENTIAL APPLICATION WITH MALEIC HYDRAZIDE

Prior to Use of Maleic Hydrazide: Mix 2 quarts of this product in 49.5 gallons of water and apply either by Precision Hand Application or Application with Powered Spray Equipment as described in those sections of this label. Timing of this product should be during the elongated button to early flower stage of Tobacco.

Approximately one week after the application of this product, apply maleic hydrazide, according to directions, precautions and restrictions on that label.

After Use of Maleic Hydrazide: For extended control of Tobacco suckers, particularly during late Tobacco harvest in FL, GA, NC, SC and VA.

First, apply the regular schedule of contacts. Follow with the labeled rate of maleic hydrazide in accordance with its label. Follow with 2 quarts of this product in sufficient water to total 50 gallons, to treat one acre 3 to 4 weeks after applying maleic hydrazide, depending on the development of suckers. To increase the effectiveness of this product, add 0.25% of Surf-AC® 820 (1 pint per 50 gallons) to the spray solution.

Apply this product as a coarse spray, using powered spray equipment (3 nozzles per row) at least 7 days before the next leaf harvest. The spray volume should be sufficient to run down the stalk, contacting each leaf axil where suckers are present. Refer to the "Application with Powered Spray Equipment" section for specific instructions.

Notes:

1. Apply this product only once per Tobacco season.
2. This product will not control large suckers. All suckers one inch or longer on all Tobacco plants must be removed before application of this product.
3. Follow all precautions, notes and other instructions on this label.

Tank Mix with Maleic Hydrazide: Mix 2 quarts of this product with one-half to full rate of maleic hydrazide in sufficient water to total 50 gallons and apply at the recommended time for application of maleic hydrazide. Apply the mixture as a coarse spray at a volume of 50 gallons per acre with a boom pressure maintained at 20 to 25 psi by Powered Spray Equipment as described in that section of this label. For best results, follow precautions and restrictions on this product label and maleic hydrazide labels.

Application sequence: 1) Apply contact material according to its label. 2) Apply the tank mixture of this product and maleic hydrazide at or near the time suggested for application of maleic hydrazide on its label. 3) Make only one application of the tank mixture of this product plus maleic hydrazide per Tobacco crop.

Tank Mix with products containing n-Decanol + Maleic Hydrazide such as LEVEN-38®:

Tank Mixture with LEVEN-38: LEVEN-38 is a product containing fatty alcohol and maleic hydrazide as active ingredients. Follow precautions and label restrictions on these labels and the label of this product. Always follow the most restrictive label.

Flue cured Tobacco

Remove by hand all suckers which are over one inch long. The plants should be sprayed within 72 hours or before suckers reach one-half inch.

Following two applications of a contact fatty alcohol tobacco sucker control agent such as Sucker-Plucker®, apply 3 gallons of LEVEN-38 plus 2 quarts of this product in 46.5 gallons of water per acre about 5 to 7 days after the second application of contact fatty alcohol. Add 3 gallons of LEVEN-38 and 2 quarts of this product to 10 to 20 gallons of water. With the mixer running, add more water to bring the volume up to a total of 50 gallons. Operate the sprayer at a speed of 2.5 to 3 miles per hour and spray 50 gallons of diluted emulsion per acre to tobacco. Use a coarse spray covering the top one-third to one-half of the plant and allow the liquid to run down the stalk to the bottom of each plant using only about 20 pounds of pressure.

Burley Tobacco

Remove by hand all suckers which are over one inch long. The plants should be sprayed within 72 hours or before suckers reach one-half inch.

9/18

Apply this product in tank mixture **LEVEN-38** at early button stage 5 to 7 days after application of a contact fatty alcohol tobacco sucker control agent such as Sucker-Plucker®. For powered spray equipment, add 3 gallons of LEVEN-38 and 2 quarts of this product to 10 to 20 gallons of water. With the mixer running, add more water to bring the volume to a total of 50 gallons. Operate the sprayer at a speed of 2.5 to 3 miles per hour and apply 50 gallons of diluted emulsion per acre of tobacco. Use a coarse spray covering the top one-third to one-half of the plant and allow the liquid to run down the stalk to the bottom of each plant using only about 20 pounds of pressure. For compressed air shoulder sprayer, use 23 fluid ounces of LEVEN-38 and 3.75 fluid ounces of this product per 3 gallons of water. Mix well before using. Apply at a rate of 3 gallons of diluted emulsion per 667 plants, agitating the solution from time to time during spraying.

Use Precaution: Do not use contact fatty alcohols and maleic hydrazide products unless they are EPA registered.

NOTES:

1. Timing is important. Applications should be made at timing described above so that number and size of suckers will be small. Applications made before the elongated button stage of growth may result in chemical topping or distortion of leaves that were too immature at time of application. Spraying too late may result in poor sucker control.
2. This product will not control large suckers. All suckers one inch or longer must be removed before application of this product. Suckers that escape treatment should be removed by hand about 10 to 14 days after application.
3. Where a contact (fatty alcohol) is commonly used to control early suckers and provide a more uniform crop, the normal sequence would be: a) Apply contact material according to its labels, and b) about 5 days after application of contact material, apply this product. Timing of this product application should be during the elongated button to early flower stage.
4. Where a contact (fatty alcohol) is not used and a wide range of flowering exists, early flowering plants should be topped and suckers removed by hand. Then, when most plants are in the elongated button to early flower stage, remove all suckers one inch or longer and apply this product. If this product is applied using precision hand application, early flowering plants can be topped and treated selectively; later flowering plants can be topped and treated as they reach the proper treatment stage; and a contact may not be needed.
5. For proper sucker control, this product must contact the small suckers on the axil where the leaf and stalk connect. This product will not control suckers on plants that are leaning at time of application. Applications with powered spray equipment during windy periods are not recommended. High wind will disrupt the spray pattern of nozzles on boom sprayers and turn leaves causing improper contact and flow of the spray solution, resulting in poor sucker control. Application to wet plants or drought-stressed plants may result in poor sucker control.
6. Carefully follow the use rates and spray volume recommended and spray field uniformly. Volume should be sufficient to run down the stalk, contact each leaf axil and just reach the ground line.
7. Rain occurring within 2 hours after spraying may reduce effectiveness.

USE PRECAUTIONS: 1) To avoid illegal residues and possible injury to crops planted in the Fall or following Spring, do not apply excessive spray volume to the point of runoff onto the soil. This product's residues in the soil may interact with dinitroaniline herbicides, such as Balan®, Prowl® or Treflan®, to increase early season crop stunting. Thorough disking and deep tillage in the Fall are recommended where excessive amounts of this product may have reached the soil. 2) When Tobacco is in a state of very rapid, succulent growth due to high nitrogen and rainfall, this product may cause injury. Under these conditions, use only the precision hand application method and avoid contacting leaves with the spray solution.

STORAGE AND DISPOSAL

Do not contaminate water, food or feed by storage and disposal. **PESTICIDE STORAGE:** Store unused product in original container only in cool, dry area out of reach of children and animals. **Store at temperature above 32°F.**

For minor spills, leaks, etc., follow all precautions indicated on this label and clean up immediately. Take special care to avoid contamination of equipment and facilities during cleanup procedure and disposal of wastes. In the event of a major spill, fire or other emergency, call 1-800-424-9300, day or night.

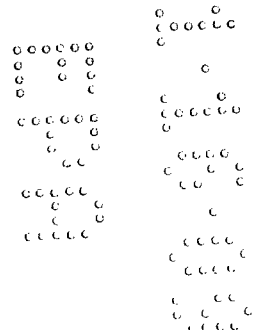
PESTICIDE DISPOSAL: Open dumping is prohibited. Wastes resulting from the use of this product are acutely hazardous. Improper disposal of unused pesticide, spray mixture or rinsate that cannot be used according to label instructions must be disposed of according to the Federal, State or Local procedures. For guidance in proper disposal methods, contact your State Pesticide or Environmental Control Agency or the Hazardous Waste representative at the nearest EPA Regional Office.

CONTAINER DISPOSAL:

Nonrefillable Container: Nonrefillable container. Do not reuse or refill this container. Offer for recycling, if available. Clean container promptly after emptying. Triple rinse as follows: Empty the remaining contents into application equipment or a mix tank. Fill the container one-fourth full with water and recap. Shake for 10 seconds. Pour rinsate into application equipment or a mix tank or store rinsate for later use or disposal. Drain for 10 seconds after the flow begins to drip. Repeat this procedure two more times. Dispose of empty container in a sanitary landfill or by incineration, or, if allowed by State and local authorities, by burning. If burned, stay out of smoke.

Nonrefillable Container (rigid-greater than 5 gallons): Nonrefillable container. Do not reuse or refill this container. Offer for recycling, if available. Clean container promptly after emptying. Triple rinse as follows: Empty the remaining contents into application equipment or a mix tank and drain for 10 seconds after the flow begins to drip. Fill the container one-fourth full with water. Replace and tighten closures. Tip container on its side and roll it back and forth, ensuring at least one complete revolution, for 30 seconds. Stand the container on its end and tip it back and forth several times. Turn the container over onto its other end and tip it back and forth several times. Empty the rinsate into application equipment or a mix tank or store rinsate for later use or disposal. Repeat this procedure two more times. Dispose of empty container in a sanitary landfill or by incineration, or, if allowed by State and local authorities, by burning. If burned, stay out of smoke.

Refillable Container: Refillable container. Refill this container with pesticide only. Do not reuse this container for any other purpose. Cleaning the container before final disposal is the responsibility of the person disposing of the container. Cleaning before refilling is the responsibility of the refiller. To clean the container before final disposal, empty the remaining contents from this container into application equipment or mix tank. Fill the container about 10 percent full with water. Agitate vigorously or recirculate water with the pump for 2 minutes. Pour or pump rinsate into application equipment or rinsate collection system. Repeat this rinsing procedure two more times.



WARRANTY—CONDITIONS OF SALE

OUR RECOMMENDATIONS FOR USE of this product are based upon tests believed reliable. Follow directions carefully. Timing and method of application, weather and crop conditions, mixtures with other chemicals not specifically recommended and other influencing factors in the use of this product are beyond the control of the Seller. To the extent consistent with applicable law, Buyer assumes all risks of use, storage and handling of this material not in strict accordance with directions given herewith.

To the extent consistent with applicable law, neither the Manufacturer nor the Seller shall be liable for consequential, special or indirect damages resulting from the use or handling of this product when such use and/or handling is not in strict accordance with directions given herewith. The foregoing is a condition of sale by the Seller and is accepted as such by the Buyer.

LEVEN-38, SUCKER-PLUCKER and SURF-AC are registered trademarks of Drexel Chemical Company. Balan and Treflan are registered trademarks of DowElanco Services. Prowl is a registered trademark of BASF.

8/8

