

19713-293

4-19-2002

1/5

Please read instructions on reverse before completing form.

Form Approved, OMB No. 2070-0060, Approval expires 2-28-95



United States
Environmental Protection Agency
Washington, DC 20460

<input type="checkbox"/>	Registration
<input type="checkbox"/>	Amendment
<input checked="" type="checkbox"/>	Other

OPP Identifier Number

Application for Pesticide - Section I

1. Company/Product Number 19713-293	2. EPA Product Manager CYNTHIA GILES-PARKER	3. Proposed Classification <input checked="" type="checkbox"/> None <input type="checkbox"/> Restricted
4. Company/Product (Name) DREXEL MH 2.25	PM# Fungicide Branch / PM 22	
5. Name and Address of Applicant (Include ZIP Code) Drexel Chemical Company, P.O. Box 13327 MEMPHIS, TN 38113-0327 <input type="checkbox"/> Check if this is a new address	6. Expedited Review. In accordance with FIFRA Section 3(c)(3) (b)(i), my product is similar or identical in composition and labeling to: EPA Reg. No. _____ Product Name _____	

Section - II

<input type="checkbox"/> Amendment - Explain below.	<input checked="" type="checkbox"/> Final printed labels in response to Agency letter dated <u>3/29/2002</u>
<input type="checkbox"/> Resubmission in response to Agency letter dated _____	<input type="checkbox"/> "Me Too" Application.
<input checked="" type="checkbox"/> Notification - Explain below.	<input type="checkbox"/> Other - Explain below.

NOTIFICATION
APR 19 2002

Explanation: Use additional page(s) if necessary. (For section I and Section II.)

One (1) copy of the final printed label (293SP-0302++) is submitted for your record and file. NPTC'S name was also updated to National Pesticide Information Center. The required certification statement is also submitted. Thank you.

Section - III

1. Material This Product Will Be Packaged In:				2. Type of Container	
Child-Resistant Packaging <input type="checkbox"/> Yes <input type="checkbox"/> No	Unit Packaging <input type="checkbox"/> Yes <input type="checkbox"/> No	Water Soluble Packaging <input type="checkbox"/> Yes <input type="checkbox"/> No		<input type="checkbox"/> Metal	<input type="checkbox"/> Plastic
* Certification must be submitted			If "Yes" Unit Packaging wgt.	No. per container	<input type="checkbox"/> Glass
			If "Yes" Package wgt	No. per container	<input type="checkbox"/> Paper
					<input type="checkbox"/> Other (Specify) _____
3. Location of Net Contents Information <input type="checkbox"/> Label <input type="checkbox"/> Container		4. Size(s) Retail Container		5. Location of Label Directions <input type="checkbox"/>	
6. Manner in Which Label is Affixed to Product			<input type="checkbox"/> Lithograph <input type="checkbox"/> Paper glued <input type="checkbox"/> Stenciled		
			<input type="checkbox"/> Other _____		

Section - IV

1. Contact Point (Complete items directly below for identification of individual to be contacted, if necessary, to process this application.)		
Name LUZ G PIWONKA	Title REGISTRATION MANAGER	Telephone No. (Include Area Code) (901) 774-4370
Certification I certify that the statements I have made on this form and all attachments thereto are true, accurate and complete. I acknowledge that any knowingly false or misleading statement may be punishable by fine or imprisonment or both under applicable law.		6. Date Application Received (Stamped)
2. Signature 	3. Title REGISTRATION MANAGER	
4. Typed Name LUZ G PIWONKA	5. Date April 12, 2002	

2/5



Drexel Chemical Company

April 12, 2002

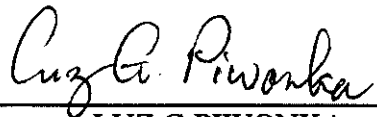
NOTIFICATION

APR 19 2002


Submission of Final Printed Label per EPA's Letter dated March 29, 2002
DREXEL MH 2.25 (EPA Reg. No. 19713-293)

This notification is consistent with the Provisions of PR Notice 98-10 and EPA Regulations at 40 CFR 152.46, and no other changes have been made to the labeling or the Confidential Statement of Formula of this product. I understand that it is a violation of 18 U.S.C. Sec. 1001 to willfully make any false statement to EPA. I further understand that if this notification is not consistent with the terms of PR Notice 98-10 and 40 CFR 152.46, this product may be in violation of FIFRA and I may be subject to enforcement action and penalties under Sections 12 and 14 of FIFRA.

FOR DREXEL CHEMICAL COMPANY



LUZ G PIWONKA
Registration Manager





Drexel Chemical Company

April 12, 2002

Document Processing Desk (FINAL)
Office of Pesticide Programs (7504C)
U.S. Environmental Protection Agency
Rm 266A, Crystal Mall 2
1921 Jefferson Davis Hwy.
Arlington, VA 22202

ATTN: Ms. Cynthia Giles-Parker, PM 22/Fungicide Branch

**Re: Submission of Final Printed Label per EPA's Letter Dated March 29, 2002
DREXEL MH 2.25 (EPA Reg. No. 19713-293)**

Dear Ms. Parker,

Reference is made to the above. Herewith, please find:


1. Completed EPA Form 8570-1.
2. One (1) copy of the final printed label (293SP-0302++) for your record and file. Please take note of the following change:
 - i) The name of NPTC was changed to its new name, National Pesticide Information Center.
3. Certification Statement

If you have questions/clarification regarding this submission, I can be reached at (901) 774-4370. My e-mail address is lpiwonka@drexchem.com.

Thank you.

Respectfully,
DREXEL CHEMICAL COMPANY

Luz G Piwonka
Registration Manager



4/5



NOTIFICATION

APR 19 2002

MH 2.25

Liquid Growth Retardant

ACTIVE INGREDIENT:

Potassium salt of 6-hydroxy-3-(2H)-pyridazinone* 30.2%

OTHER INGREDIENTS: 69.8%

TOTAL: 100.0%

* Hereafter called Potassium salt of maleic hydrazide.

This product contains 2.25 pounds of Maleic hydrazide equivalent per gallon.

KEEP OUT OF REACH OF CHILDREN

CAUTION

See FIRST AID Below

SHAKE WELL BEFORE USING

EPA Reg. No. 19713-293

EPA Est. No. 19713-TN-1

Net Contents: _____

FIRST AID

IF IN EYES:

- Hold eye open and rinse slowly and gently with water for 15 to 20 minutes.
- Remove contact lenses, if present, after the first 5 minutes, then continue rinsing eye.

IF SWALLOWED:

- Call a poison control center or doctor immediately for treatment advice.
- Have person sip a glass of water if able to swallow.
- Do not induce vomiting unless told to do so by a poison control center or doctor.
- Do not give anything by mouth to an unconscious or convulsing person.

IF ON SKIN OR CLOTHING:

- Take off contaminated clothing.
- Rinse skin immediately with plenty of water for 15 to 20 minutes.

IF INHALED:

- Move person to fresh air.
- If person is not breathing, call 911 or an ambulance, then give artificial respiration, preferably mouth-to-mouth, if possible.

Call a poison control center or doctor for treatment advice. Have the product container or label with you when calling a poison control center or doctor, or going for treatment. For information on this pesticide product (including health concerns, medical emergencies or pesticide incidents), call the National Pesticide Information Center at 1-800-858-7378.

PRECAUTIONARY STATEMENTS

Hazards to Humans and Domestic Animals

CAUTION: Causes moderate eye irritation. Harmful if swallowed, absorbed through skin or inhaled. Avoid contact with skin, eyes or clothing. Avoid breathing spray mist.

PERSONAL PROTECTIVE EQUIPMENT (PPE)

Some materials that are chemical-resistant to this product are listed below. If you want more options, follow the instructions for category A on an EPA chemical-resistance category selection chart. **Applicators and other handlers must wear:** Long-sleeved shirt and long pants, shoes plus socks and chemical-resistant gloves made of any waterproof material such as polyethylene or polyvinyl chloride.

Follow manufacturer's instructions for cleaning/maintaining PPE. If no such instructions for washables, use detergent and hot water. Keep and wash PPE separately from other laundry. (Continued)

PRECAUTIONARY STATEMENTS (Cont.)

When handlers use closed systems or enclosed cabs in a manner that meets the requirements listed in the Worker Protection Standard (WPS) for agricultural pesticides [40 CFR 170.240 (d) (4-6)], the handler PPE requirements may be reduced or modified as specified in the WPS.

USER SAFETY RECOMMENDATIONS

Users should: 1) Wash hands before eating, drinking, chewing gum, using tobacco or using the toilet. 2) Remove clothing immediately if pesticide gets inside. Then wash thoroughly and put on clean clothing. 3) Remove PPE immediately after handling this product. Wash the outside of gloves before removing. As soon as possible, wash thoroughly and change into clean clothing.

ENVIRONMENTAL HAZARDS

For terrestrial uses, do not apply directly to water, or to areas where surface water is present or to intertidal areas below the mean high water mark. Do not contaminate water by cleaning of equipment or disposal of wastes.

NOTE: Add this statement to all container sizes of 5 gallons and higher. Do not discharge effluent containing this product into lakes, streams, ponds, estuaries, oceans or other waters unless in accordance with the requirements of a National Pollutant Discharge Elimination System (NPDES) permit and the permitting authority has been notified in writing prior to discharge. Do not discharge effluent containing this product to sewer systems without previously notifying the local sewage treatment plant authority. For guidance contact your State Water Board or Regional Office of the EPA.

SURFACE WATER ADVISORY: Under some conditions, maleic hydrazide may have a significant potential for runoff into surface water (primarily via dissolution in runoff water) for several days post-application. Conditions favoring runoff include poorly drained soils or wet soils with readily visible slopes, frequently flooded areas, areas where an intense or sustained rainfall is forecast to occur within 48 hours, areas overlying extremely shallow groundwater, and areas overlying tile drainage systems that flow to surface water.

DIRECTIONS FOR USE

It is a violation of Federal Law to use this product in a manner inconsistent with its labeling. Do not apply this product through any type of irrigation system. Do not apply this product in a way that will contact workers or other persons, either directly or through drift. Only protected handlers may be in the area during application. For any requirements specific to your State or Tribe, consult the agency responsible for pesticide regulation.

AGRICULTURAL USE REQUIREMENTS

Use this product only in accordance with its labeling and with the Worker Protection Standard, 40 CFR Part 170. This standard contains requirements for the protection of agricultural workers on farms, forests, nurseries, greenhouses and handlers of agricultural pesticides. It contains requirements for training, decontamination, notification and emergency assistance. It also contains specific instructions and exceptions pertaining to the statements in this labeling about personal protective equipment (PPE), restricted entry intervals (REI) and notification to workers. The requirements in this box only apply to uses of this product that are covered by the Worker Protection Standard (WPS). (Continued)

Manufactured By:

Drexel Chemical Company

P.O. BOX 13327, MEMPHIS, TN 38113-0027

SINCE 1972

• 293SP-0302++

AGRICULTURAL USE REQUIREMENTS (Cont.)

Do not enter or allow worker entry into treated areas during the REI of 12 hours.

PPE required for early entry to treated areas that is permitted under the WPS and that involves contact with anything that has been treated, such as plants, soil or water is: Coveralls, chemical-resistant gloves made of any waterproof material and shoes plus socks.

To Prevent Sucker Development on Flue-Cured, Burley, Dark-Fire, MD and Cigar (PA and WI) Tobacco:

MH 2.25, a plant growth inhibitor, offers a new method of controlling sucker growth by keeping suckers from growing rather than by killing them. Since this product is absorbed and moves inside the Tobacco plant, spraying the whole plant is not necessary. Best results are obtained by spraying the upper one-third to one-half of the plant. It is very important to apply equal amounts of this product to each plant at the correct time to obtain satisfactory control.

When to Spray for Flue-Cured, Burley, Dark-Fire and MD Tobacco:

1. If all plants flower at about the same time, proceed as follows: As soon as the plants are in full flower, top, pull all suckers from early-maturing plants and spray this product uniformly onto the entire field within 24 hours after topping (See "NOTES" 1-9).
2. If there is a wide range in the time of flowering, the following procedure should be used:
 - a. Go through the field and top the few early-flowering plants.
 - b. Wait until the remaining plants are in full flower, top them, remove all suckers from the entire field, and apply this product within 24 hours after topping (See "NOTES" 1-9).

Tip leaves to be harvested should be at least 6 inches long at time of spraying.

When to Spray for PA Cigar Tobacco:

1. If your field flowers uniformly.
 - a. Top when about one-fourth to one-half of your plants show one or more open flowers on each head.
 - b. Wait three days after topping.
 - c. Spray this product. For best results, this product should be sprayed

on dry or nearly dry leaves. Avoid spraying on leaves covered with dew.

2. If your field doesn't flower uniformly.
 - a. When flowering in your field is particularly uneven, you should top when about 50 to 60% of the plants show one or more open flowers per head.
 - b. Wait three days after topping and remove, by hand, any suckers more than two inches long.
 - c. Spray this product over your entire field.

When to Spray for WI Cigar Tobacco:

1. Top the field when most of the plants in your field are in full flower.
2. Remove, by hand, any suckers larger than one or two inches.
3. Spray within 24 hours after topping and removal of suckers.

How to Spray: This product may be applied with either tractor-drawn insecticide sprayer or with a compressed air shoulder sprayer.

1. **Tractor-drawn insecticide sprayers.** Any number of nozzles may be used (See "NOTE" 6). Can be applied in the same manner as insecticide, spraying one or more rows at a time, wetting upper one-third or one-half of plant.
2. **Compressed air shoulder sprayer with single nozzle spraying a wide cone.** Spray one side of each Tobacco row while walking at a constant rate. Use up and down motion of spray nozzle to moisten upper 6 to 8 leaves of each plant. Apply equal amounts of spray to each plant.

Amount of Spray: Apply the recommended amounts of this product in 30 to 50 gallons of water per acre. Do not use less than 30 gallons of water per acre.

For Flue-Cured, Burley, Cigar (PA, WI) and MD Tobacco: Apply 1 pint of this product per 1,000 plants.

Example: Use 1 gallon of this product for 8,000 plants per acre.

For Dark Tobacco: Apply 2 pints of this product per 1,000 plants.

Example: Use 2 gallons of this product for 8,000 plants per acre.

NOTES:

1. To control Tobacco suckers apply this product at the proper time. Spraying too early may prevent normal development of top leaves. Spraying too late will allow some sucker growth. FULL FLOWER is the stage when 90% of your plants have begun to shed their first flowers.
2. Rains occurring within 6 hours after spraying may reduce effectiveness.
3. At 40° F and below the formulation will form solids. It readily re-dissolves, but must be warmed to 50° F or above. The larger the container, the more time is needed to completely redissolve the precipitate.

- 5/5
4. Follow dosage recommendations carefully, spray field uniformly and do not use less than the minimum amount of water recommended on Tobacco.
 5. Do not use on Tobacco plants grown for seed production.
 6. Do not spray Tobacco in the middle of hot, dry days when leaves are severely wilted. For best results spray during early morning, all day on cloudy days, avoiding the late afternoon or night applications (Use a nozzle delivering a fine mist spray. Do not use a broad jet-type of spray).
 7. Closely hand-suckered or Tobacco treated with this product will not ripen as rapidly as poorly-suckered Tobacco. Also, under some conditions, tips treated with this product have a tendency to turn yellow prematurely. This is not harmful and does not mean that your Tobacco is ripe. Therefore, do not harvest Tobacco treated with this product by using time and color of the leaves as your only guide to ripeness. Use other characteristics indicative of ripeness such as (a) Fading of color from midrib, and (b) Change in apparent leaf texture.
 8. If Tobacco plants have been growing under drought conditions, absorption of this product will be slow and results may not be as good as plants grown under more favorable moisture conditions.
 9. Using too little of this product will result in less than desired control. Too much is wasteful and may cause burning of leaves and may reduce quality of tips.
 10. This product is not corrosive to spray equipment.
 11. Rinse spray equipment with water after application. Do not contaminate water supplies by cleaning of equipment or disposal of wastes.
 12. Use only one application of this product to Tobacco per season.
 13. Allow at least 7 days after application before harvest of Tobacco.
 14. Should washoff occur within 6 hours of application to Tobacco, a single repeat application may be made.

STORAGE AND DISPOSAL

Do not contaminate water, food, or feed by storage and disposal.

PESTICIDE STORAGE: Storage should be under lock and key in a ventilated room and secure from access by unauthorized persons and children. Storage should be in a cool, dry area away from heat or ignition source. Do not stack containers over 2 pallets high. Move containers by handles or case. Do not move containers from one area to another unless they are securely sealed. Keep container tightly sealed when not in use. Keep away from any puncture source. Avoid storage near water supplies, food, feed and fertilizer to avoid contamination. Store in original containers only. If the contents are leaking or material is spilled, follow these steps:

1. Contain spill. Absorb with a material such as sawdust, clay granules or dirt.
2. Collect and place in suitable containers for disposal.
3. Wash area with soap and water to remove remaining pesticide.
4. Follow washing with clean water rinse.
5. Place a leaking container in a plastic tub and transfer contents, as soon as possible, to an empty, original container.
6. Do not allow runoff to enter sewer or contaminate water supplies.
7. Dispose of waste as indicated below:

PESTICIDE DISPOSAL: Wastes resulting from the use of this product may be disposed of on site or at an approved waste disposal facility.

CONTAINER DISPOSAL: Triple rinse (or equivalent). Then offer for recycling or reconditioning or dispose of in a sanitary landfill or incineration, or if allowed by State and Local authorities, by burning. If burned, stay out of smoke.

WARRANTY—CONDITIONS OF SALE

OUR RECOMMENDATIONS FOR USE of this product are based upon tests believed reliable. Follow directions carefully. Timing and method of application, weather and crop conditions, mixtures with other chemicals not specifically recommended and other influencing factors in the use of this product are beyond the control of the Seller. Buyer assumes all risks of use, storage and handling of this material not in strict accordance with directions given herewith.

In no case shall the Manufacturer or the Seller be liable for consequential, special or indirect damages resulting from the use or handling of this product when such use and/or handling is not in strict accordance with directions given herewith. The foregoing is a condition of sale by the Seller and is accepted as such by the Buyer.