

JUN 27 1995

Ms. Barbara Brown
Drexel Chemical Company
P.O. Box 13327/1700 Channel Ave.
Memphis, TN 38113-0327

Dear Ms. Brown:

Subject: IDA's Ziram 76
EPA Registration No. 19713-279
Application Dated June 5, 1995, Request To
Revise Confidential Statement of Formula and
Revise Label To Restrict Use Sites To Those
Listed on the Source of the Active Ingredient

The revised confidential statement of formula (CSF) submitted on EPA Form 8570-4 and dated June 5, 1995 has been reviewed and found acceptable as an amendment to the subject EPA pesticide product registration under the Federal Insecticide, Fungicide and Rodenticide Act (FIFRA) as amended. A copy of the revised CSF has been placed in this Agency's file for this product. **You should be aware that the subject formula does not comply with EPA PR Notice 91-2.** The timeline for bring all formula for this and all other pesticide products you have registered under FIFRA must comply with that Notice on or before July 1, 1997. Note, all formula must conform with that Notice before July 1, 1997, not just the subject formula.

The proposed amendments to the subject pesticide product registration have been reviewed and found acceptable under FIFRA provided that you:

1. Delete the phrase "For terrestrial uses," in the Environmental Hazards section, in compliance with PR Notice 93-8.
2. Submit one (1) copy of the final printed label before releasing the product for shipment.

If these conditions are not complied with, the registration will be subject to cancellation in accordance with FIFRA,

199

CONCURRENCES							
SYMBOL							
SURNAME							
DATE							

2 7 9

-2-

Section 6(e). Your release for shipment of the product constitutes acceptance of these conditions.

A stamped copy of the label is enclosed for your records.

Sincerely yours,

Joanne I. Miller
Product Manager (23)
Fungicide-Herbicide Branch
Registration Division (7505C)

Enclosure

E. Wilson Diskette ABC24-06-27-95

2

3 9 9

ACCEPTED
with COMMENTS
In EPA Letter Dated

JUN 27 1995

IDA
ZIRAM 76

Under the Federal Insecticide,
Fungicide, and Rodenticide Act
as amended, for the pesticide
registered under EPA Reg. No.

A Flowable Fungicide

19713-279

ACTIVE INGREDIENT:

Ziram (Zinc dimethyldithiocarbamate) 76.0%
(Zinc expressed as metallic - 16.2%)

INERT INGREDIENTS: 24.0%

TOTAL: 100.0%

**KEEP OUT OF REACH OF CHILDREN
DANGER/PELIGRO**

Si usted no entiende la etiqueta, busque a alguien para que se la explique a usted en detalle. (If you do not understand the label, find someone to explain it to you in detail).

EPA REG. NO. 19713-279
EPA EST. NO. 19713-MS-1
Net Contents:
Revised: 6/5/95

Manufactured by:
Drexel Chemical Company
P.O. Box 9306
Memphis, TN 38190-0306

STATEMENT OF PRACTICAL TREATMENT

IF SWALLOWED: Call a physician or Poison Control Center. Drink 1 or 2 glasses of water and induce vomiting by touching back of throat with finger. Do not induce vomiting or give anything by mouth to an unconscious person.

IF SPLASHED IN EYES: Immediately flush eyes with plenty of water for at least 15 minutes and get medical attention.

IF SPILLED ON SKIN: Immediately remove contaminated clothing, INCLUDING SHOES, and wash skin with soap and plenty of water. If irritation develops, send for a physician.

PRECAUTIONARY STATEMENT

HAZARDS TO HUMANS AND DOMESTIC ANIMALS

DANGER: Corrosive. Causes irreversible eye damage. Harmful if swallowed or absorbed through skin. Avoid contact with skin. May be fatal if inhaled. Do not breathe dust or spray mist. Do not get in eyes or on clothing.

PERSONAL PROTECTIVE EQUIPMENT

Applicators and other handlers must wear:

Long-sleeved shirt and long pants, Waterproof gloves, Chemical-resistant footwear plus socks, Protective eyewear, and Chemical-resistant headgear for overhead exposure.

Discard clothing and other absorbent materials that have been drenched or heavily contaminated with this product's concentrate. Do not reuse them. Follow manufacturer's instructions for cleaning/maintaining PPE. If no such instructions for washables, use detergent and hot water. Keep and wash PPE separately from other laundry. When handlers use closed systems, enclosed cabs, or aircraft in a manner that meets the requirements listed in the Worker Protection Standard (WPS) for agricultural pesticides [40 CFR 170.240(c)(4-6)], the handler PPE requirements may be reduced or modified as specified in the WPS.

3

USER SAFETY RECOMMENDATIONS

User should:

Wash hands before eating, drinking, chewing gum, using tobacco or using the toilet. Remove clothing immediately if pesticide get inside. Then wash thoroughly and put on clean clothing. Remove PPE immediately after handling this product. Wash the outside of gloves before removing. As soon as possible, wash thoroughly and change into clean clothing.

ENVIRONMENTAL HAZARDS

This product is toxic to fish and wildlife. Birds and other wildlife in treated areas may be killed. For terrestrial uses, do not apply directly to water, or to areas where surface water is present, or to intertidal areas below the mean high water mark. Do not contaminate water when disposing of equipment washwater. Do not apply when weather conditions favor drift from areas treated. Illegal residues or other undesirable results may occur.

Do not apply through irrigation equipment.

CHEMICAL AND PHYSICAL HAZARDS

Keep away from fire and sparks.

DIRECTIONS FOR USE

It is a violation of federal law to use this product in a manner inconsistent with its labeling.

DO NOT APPLY THIS PRODUCT THROUGH ANY TYPE OF IRRIGATION SYSTEM.

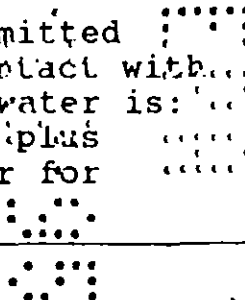
Do not apply this product in a manner that will contact workers or other persons, either directly or through drift. Only protected handlers may be in the area during application.

For any requirements specific to your State or Tribe, consult the agency responsible for pesticide regulation.

AGRICULTURAL USE REQUIREMENTS

Use this product only in accordance with its labeling and with the Worker Protection Standard, 40 CFR part 170. This Standard contains requirements for the protection of agricultural workers on farms, forests, nurseries, and greenhouses, and handlers of agricultural pesticides. It contains requirements for training, decontamination, notification, and emergency assistance. It also contains specific instructions and exceptions pertaining to the statements on this label about personal protective equipment (PPE), and restricted-entry intervals. The requirements in this box only apply to uses of this product that are covered by the Worker Protection Standard. Do not enter or allow worker entry into treated areas during the restricted entry interval (REI) of 48 hours.

PPE required for early entry to treated areas that is permitted under the Worker Protection Standard and that involves contact with anything that has been treated, such as plants, soil, or water is: Coveralls, Waterproof gloves, Chemical-resistant footwear plus socks, Protective eyewear, and Chemical-resistant headgear for overhead exposure




GENERAL INFORMATION:

Where there is a range indicated for the dosage rate, use the higher rates when infestations are severe and lower rates when they are mild. The directions for use of this material are general. For specific uses under local conditions, it is suggested that helpful information may be obtained from local, state or federal agricultural agencies who have experience with this type of material.

MIXING INSTRUCTIONS:

Fill the spray tank 2/3 full of water; with agitator running, slowly sift in the required amount of material. Finish filling with water and continue agitation while spraying. Do not allow spray solution to stand without agitation or over an extended period of time.


(INSERT CHARTS HERE - FROM TABLE EDITOR)



6 of 9

FRUIT AND NUT CROPS

FRUIT AND CROP	DISEASE	LBS. PER 100 GAL.	LBS. PER ACRE	DIRECTIONS	LIMITATION
ALMONDS	Shot Hole (Fungus)	1½ - 2"	8 - 12"	Apply at popcorn, full bloom, petal fall and 5 weeks later.	1, 2
	Brown Rot, Blossom and Twig Blight	1½ - 2	8 - 12	Apply at popcorn and full bloom.	
	Leaf Blight, Scab	1½ - 2	8 - 12	Apply at petal fall and 5 weeks later.	
APRICOTS	Brown Rot	1½	8 - 10	Apply in prebloom, blossom and petal fall stages and in early cover sprays.	3
	Shot Hole (Fungus)	1½"	8 - 10"	Apply at prebloom, early bloom and full bloom. Under severe disease conditions, or when weather is extremely wet, make additional applications as often as every 5 days until full bloom.	
	Shot Hole (Fungus)	1½ - 2	8 - 10	For postharvest application in the fall before heavy rains.	
NECTARINES, PEACHES	Peach Leaf Curl, Shot Hole (Fungus)	1½ - 3	8 - 10	Apply at dormant and popcorn stages. For West Coast use on peaches for leaf curl, apply just before fall rains or in Nov. and repeat in 3 months while trees are still dormant and again in popcorn stage.	4, 5
	Brown Rot	1½ - 3	8 - 10	Apply at pink bud, 25% to 75% of full bloom, petal fall and cover stages.	
APPLES**	Apple Scab	1 - 1½	7½ - 10	Apply at prebloom, calyx and cover sprays. In WA, apply in first cover spray and in early Sept. on Delicious variety and late Sept. on Winesaps as a protectant spray only.	6, 7
	Bull's Eye Rot	1 - 1½	7½ - 10	Apply in first cover spray and in a preharvest spray before fall rains begin. Repeat as necessary, especially if excessive rainfall occurs.	
BLACKBERRIES	Evergreen Canker	1½ - 3	5	Apply once between mid-June and early July.	8
BLUEBERRIES	Mummyberry	3		Apply at loose bud scale stage, repeat 7 days later.	9
	Botrytis Blossom Blight	3		Apply just before bloom, at full bloom and 2 to 3 weeks later.	
CHERRIES**	Brown Rot	1½		Apply at popcorn, full bloom, petal fall and as necessary in cover applications.	10
	Leaf Spot	1½		Apply at petal fall, shuck fall, and about 2 weeks after shuck fall.	
GRAPES	Black Rot, Powdery Mildew	1½ lbs/12 gals.		Apply before bud swell. Repeat at blossoming, but before fruit forms.	11
PEARS	Pear Scab (West Coast only)	1 - 1½	7½ - 10	Apply in prebloom, calyx and cover stages.	6, 7
	Bull's Eye Rot (Pacific Northwest only)	1 - 1½	7½ - 10	Apply preharvest prior to fall rains. Repeat if necessary. Especially if excessive rainfall occurs.	
PECANS**	Scab	2		Begin applications when leaves are ¼ to ½ in. long. Repeat after pollination is complete and up to 5 cover sprays at 3 to 4 week intervals through August.	12
STRAWBERRIES	Botrytis	1½ - 2		Apply at early blossom stage. Repeat 2 to 4 times at 5 to 10 day intervals.	13
	Leaf Spot	1½ - 2		Apply when blossom buds first appear. Repeat when first blooms open.	
TOMATOES	Anthracoise, Early Blight, Septoria Leaf Spot	1½ - 2		Begin applications when plants are 2 to 6 in. high or later at first sign of infection. Repeat at 7 to 10 day intervals as necessary.	14
	Botrytis Gray Mold (Green House)	1½ - 2		Begin applications before disease is expected to appear or at first sign of infection. Repeat at 3 to 10 day intervals as necessary.	




6
ZIRAM 76

0

ORNAMENTAL CROPS


ORNAMENTAL CROP**	DISEASE	LBS. PER 100 GAL	DIRECTIONS
ASTERS	Rust	1 lb. per 12 gals.	Begin application in early season and continue at 7 day intervals until blossoms form.
CARNATIONS, MARIGOLDS, MORNING GLORY & SNAP DRAGON	Rust	1 2/3	Apply at 7 to 10 day intervals as needed throughout growing season.
CARNATIONS, CHRYSANTHEMUMS, DAHLIAS, GLADIOLUS & SNAPDRAGON	Leaf Spot	1 2/3	Apply at 7 to 10 day intervals as needed throughout growing season.
AZALEAS, CAMELLIAS	Petal Blight	1 1/2 - 2	Begin application at first bloom. Repeat at 7 to 10 day intervals through bloom. Apply as a drench to mulch and litter beneath and around bushes.
DAHLIAS, DELPHINIUM, GOLDEN GLOW, HOLLY-HOCKS & PHLOX	Powdery Mildew	1 2/3	Apply at 7 day intervals throughout growing season.
ROSES	Black Spot, Powdery Mildew	1 2/3	Begin application when leaves unfold. Repeat at 7 to 10 day intervals throughout season.
PINE SEEDLINGS	Fusiform Rust	2	Begin application at time of emergence. Repeat at 3 to 5 day intervals to mid-June.
*Plus 4 oz. of Spreader Sticker. Spreader sticker used must be cleared for use on growing crops. **Not for this use in California.			



ZIRAM 76 7

LIMITATIONS

- 1) 8.0 lbs. per acre - Do not apply later than 5 weeks after petal fall or,
- 2) 16.0 lbs. per acre - Do not apply later than petal fall.
- 3) 10.0 lbs. per acre - Do not apply after early cover period.
- 4) 14.5 lbs. per acre - Last application at petal fall or,
- 5) 10.0 lbs. per acre - Remove excess residues by wiping or brushing.
- 6) 11.5 lbs. per acre - No time limitation. Do not use under adverse drying conditions. Long extended dry periods may cause marking on Golden Delicious apple varieties where product collects in one spot.
- 7) 15.5 lbs. per acre - Do not apply within 7 days of harvest. Use only with high volume sprayers. Concentrate sprayers have a greater chance of marking fruit on the outside tree edges.
- 8) 5.0 lbs. per acre - Do not apply later than early July.
- 9) 7.5 lbs. per acre - Do not apply later than 3 weeks after full bloom.
- 10) 5.0 lbs. per acre - Do not apply within 7 days of harvest.
- 11) 4.0 lbs. per acre - Do not apply after fruit begins to form.
- 12) 19.0 lbs. per acre - Do not apply later than August.
- 13) 5.0 lbs. per acre - Remove residues by washing if application is made within 7 days of harvest.
- 14) 5.0 lbs. per acre.



STORAGE AND DISPOSAL

Do not contaminate water, food, or feed by storage or disposal.

STORAGE INSTRUCTIONS:

Storage should be under lock and key and secure from access by unauthorized persons and children. Storage should be in a cool dry area away from any heat or ignition source. Do not allow storage in a damp or humid area. Never allow this product to become wet during storage. This may lead to certain chemical changes that could reduce its effectiveness as a fungicide and create vapors that may be inflammable. Do not stack over 2 pallets high. Move bags carefully so as not to tear or puncture. Do not move from one area to another unless they are securely sealed to prevent dust from escaping. Keep container tightly sealed when not in use. Keep away from any puncture source. Avoid storage near water supplies, food, feed and fertilizer to avoid contamination. Avoid contamination with acids and alkalis. Store in original containers only. If the contents are leaking or material is spilled follow these steps while wearing protective clothing:

1. Collect and place in suitable containers for disposal.
2. Wash area with water and soap to remove remaining pesticide.
3. Follow washing with clean water rinse.
4. Do not allow run off to enter sewer or contaminate water supplies.
5. Dispose of waste as indicated below:

PESTICIDE DISPOSAL: Pesticide wastes are acutely hazardous. Improper disposal of excess pesticide, spray mixture, or rinsate is a violation of federal law. If these wastes cannot be disposed of by use according to label instructions, contact your State Pesticide or Environmental Control Agency, or the Hazardous Waste representative at the nearest EPA Regional Office for guidance.

CONTAINER DISPOSAL: Completely empty bag into application equipment. Then dispose of empty bag in a sanitary landfill or by incineration, or, if allowed by state and local authorities, by burning. If burned, stay out of smoke.

WARRANTY - CONDITION OF SALE:

OUR RECOMMENDATIONS FOR USE of this product are based upon tests believed reliable. Follow directions carefully. Timing and method of application, weather and crop conditions, mixtures with other chemicals not specifically recommended, and other influencing factors in the use of this product are beyond the control of the Seller. Buyer assumes all risks of use, storage and handling of this material not in strict accordance with directions given herewith. In no case shall Drexel or the Seller be liable for consequential, special or indirect damages resulting from the use or handling of this product when such use and/or handling is not in strict accordance with directions given herewith. The foregoing is a condition of sale by Drexel Chemical Company and is accepted as such by the Buyer.