

PM 32 13215-1 1/7

UNITED STATES ENVIRONMENTAL PROTECTION AGENCY

APR 12 1990

Patti L. Lynn  
Scott Paper Company  
dba Sani-Fresh International  
4702 Goldfield Drive  
San Antonio, TX 78218

Subject: Product Name: Super-Qwik Concentrate Multi-Duty Bowl  
Cleaner

EPA Registration No.: 13215-1  
Your Submission Received February 12, 1990

Dear Ms. Lynn:

This is in response to your amendment (original application dated September 29, 1989) whose purpose is to transfer Directions for Use from the carton to the applicator-tool Instruction Sheet, to alter the text of the primary (carton) label, and to obtain confirmation of new company name.

The amendment referred to above, submitted in connection with registration under the Federal Insecticide, Fungicide, and Rodenticide Act, as amended, is acceptable subject to the comments in paragraphs (1) through (3) below. A stamped copy of each item of labeling is enclosed for your records. Five copies of the finished labeling must be submitted before the product is released for shipment.

(1) On the applicator-tool Instruction Sheet, add a statement requiring 10 minutes contact time for disinfection.

(2) Make the following revisions to the primary label (the label on the carton containing the bottle):

(a) Under the heading "Directions for Use," add a referral statement such as, "See SANI-QWIK Bowl Cleaning System Instruction Sheet for directions for use."

CONCURRENCES

SYMBOL							
SURNAME							
DATE							

- (b) In the Statement of Practical Treatment, delete the words, "Drink a teaspoon or more of milk of magnesia followed with milk or egg whites or, if these are not available."
- (c) On the primary label, in the Storage and Disposal section, include the statement, "Do not contaminate water, food, or feed by storage or disposal."

(3) On the small adhesive applicator-tool label that begins with, "CAUTION: CONTAINS CORROSIVE TOILET BOWL CLEANER," delete the following from the Statement of Practical Treatment: "Drink milk or raw egg whites or take a teaspoon or more of milk of magnesia. If these are not available."


Your new company name (Scott Paper Company dba Sani-Fresh International!) has been noted in the registration file for the subject product.

The old EPA Registration Number (13215-1) for the subject product has been reinstated (as have the EPA Reg. Numbers for two other Sani-Fresh products): refer to the enclosed copy of EPA letter dated July 24, 1989.

To use your old address of "Sani-Fresh International, Inc., San Antonio, TX 78218" on your labeling, until current supplies having that address are depleted, is permissible.

If you have any questions, you may call Wallace Powell at (702) 557-6938.

Sincerely,



Walter C. Francis  
 Acting Product Manager (32)  
 Antimicrobial Program Branch  
 Registration Division (H-7504C)

Enclosures

**SANI-QWIK**  
Bowl Cleaning System  
SUPER-QWIK  
Concentrate Multi-Duty  
Bowl Cleaner

Net Contents:  
1 Control Capsule<sup>1</sup>  
8 fl. oz. (236.6 mL)

**SANI-QWIK**  
Bowl Cleaning System

**SUPER-QWIK**  
Concentrate Multi-Duty  
Bowl Cleaner

**SUPER-QWIK**  
Concentrate Multi-Duty  
Bowl Cleaner

**SUPER-QWIK**  
Concentrate Multi-Duty  
Bowl Cleaner

PRELIMINARY STATEMENTS  
HAZARD TO HUMANS AND DOMESTIC ANIMALS

**DANGER**

**CORROSIVE - Keep Out of Reach of Children**

May cause severe eye irritation. Causes temporary blindness. Causes severe skin irritation. Causes severe respiratory irritation. Causes severe throat irritation. Causes severe stomach irritation. Causes severe intestinal irritation. Causes severe kidney irritation. Causes severe liver irritation. Causes severe heart irritation. Causes severe lung irritation. Causes severe nervous system irritation. Causes severe reproductive system irritation. Causes severe immune system irritation. Causes severe endocrine system irritation. Causes severe circulatory system irritation. Causes severe muscular system irritation. Causes severe skeletal system irritation. Causes severe integumentary system irritation. Causes severe sensory system irritation. Causes severe motor system irritation. Causes severe nervous system irritation. Causes severe reproductive system irritation. Causes severe immune system irritation. Causes severe endocrine system irritation. Causes severe circulatory system irritation. Causes severe muscular system irritation. Causes severe skeletal system irritation. Causes severe integumentary system irritation. Causes severe sensory system irritation. Causes severe motor system irritation.

**STATEMENT OF PRACTICAL TREATMENT**

First Aid: In case of eye contact, flush with water for at least 15 minutes. In case of skin contact, wash with soap and water. In case of inhalation, move to fresh air. In case of ingestion, do not induce vomiting. Seek medical attention immediately.

**NOTE TO PHYSICIAN**

For information on the toxicology of this product, please refer to the Material Safety Data Sheet (MSDS) for this product.

**STORAGE AND DISPOSAL**

Store in a cool, dry place. Do not store in a confined space. Dispose of according to local, state, and federal regulations.

**DIRECTIONS FOR USE**

**FOR INSTITUTIONAL INDUSTRIAL USE ONLY  
BY QUALIFIED SERVICE PERSONS**

Use only for cleaning bowls. Do not use for other purposes. Follow the instructions on the label for proper use.

APR 12 1986  
RECEIVED  
AND COMMENTS  
IN 2378 10000 10000

Clean • Deodorizes • Disinfects

FOR INFORMATION ONLY  
NOT FOR SALE  
THIS PRODUCT IS NOT FOR SALE  
IN THE UNITED STATES OF AMERICA  
AND IS NOT FOR SALE  
IN ANY OTHER COUNTRY  
EXCEPT AS SPECIALLY  
MARKED THEREON

**KEEP OUT OF REACH OF CHILDREN**

**DANGER**

See back panel for precautionary statements

FOR INSTITUTIONAL INDUSTRIAL USE ONLY - FOR SALE  
USE BY AND STORAGE BY QUALIFIED SERVICE PERSONS

FOR INFORMATION ONLY  
NOT FOR SALE  
IN THE UNITED STATES OF AMERICA  
AND IS NOT FOR SALE  
IN ANY OTHER COUNTRY  
EXCEPT AS SPECIALLY  
MARKED THEREON

FOR INFORMATION ONLY - NOT FOR SALE

**BEST AVAILABLE COPY**

ONLY FOR STORAGE  
**SUPER-FRESH**  
CONCENTRATE  
Multi-Duty Bowl Cleaner

Keep Out of Reach of Children. See outer box for precautionary and first aid statements, storage and complete use directions. DISPOSAL: Do not reuse empty container. Wrap empty container in plastic bag and discard in regular trash collection.  
EPA REG. NO. 13215-1 EPA EST. NO. 13215-TX-01  
NET CONTENTS 8 fl. oz. (236.6 ml)  
Sani-Fresh International, Inc. San Antonio, TX 78218

The label that will adhere to the bottle of chemical

ACCEPTED  
with COMMENTS  
An EPA Letter Dated

APR 12 1990

Under the Federal Insecticide, Fungicide, and Rodenticide Act as amended, for the pesticide registered under EPA Reg. No. 13215-1

ONLY FOR SALE TO, USE, AND STORAGE BY SERVICE PERSONS.  
**SUPER-FRESH**  
CONCENTRATE  
Multi-Duty Bowl Cleaner

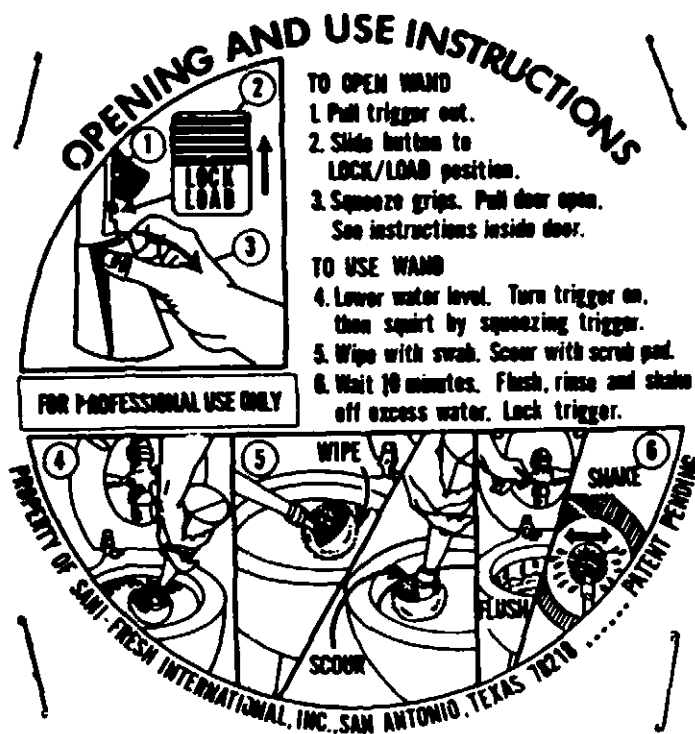
<b>ACTIVE INGREDIENTS:</b>	
Phosphoric Acid	45.0%
n-Alkyl (80% C <sub>14</sub> , 30% C <sub>16</sub> , 5% C <sub>12</sub> , 5% C <sub>18</sub> ) dimethyl benzyl ammonium chlorides	2.5%
n-Alkyl (68% C <sub>12</sub> , 32% C <sub>14</sub> ) dimethyl ethylbenzyl ammonium chlorides	2.5%
<b>INERT INGREDIENTS:</b> (includes surfactants and deodorizing agents)	50.0%
<b>TOTAL</b>	100.0%

**DANGER:** Keep Out of Reach of Children. See outer box for precautionary and first aid statements, storage and complete use directions. DISPOSAL: Do not reuse empty container. Wrap empty container in plastic bag and discard in regular trash collection.  
EPA REG. NO. 13215-1 EPA EST. NO. 13215-TX-01  
NET CONTENTS 8 fl. oz. (236.6 ml)  
Sani-Fresh International, Inc. San Antonio, TX 78218

This will be the new label.

Scott Paper Company  
dba Sani-Fresh International  
San Antonio, TX 78218

Labels that will adhere to the applicator tool:



ACCEPTED  
with COMMENTS  
in EPA Letter Dated:

APR 12 1990

Under the Federal Insecticide,  
Fungicide, and Rodenticide Act  
as amended, for the pesticide  
EPA Reg. No. 13215-1

**CAUTION: CONTAINS CORROSIVE  
TOILET BOWL CLEANER**

**DO NOT GET INTO EYES SKIN OR CLOTHING  
DO NOT BREATHE VAPORS OR FUMES  
MAY BE FATAL IF SWALLOWED  
KEEP OUT OF REACH OF CHILDREN  
ALWAYS POINT TOOL DOWNWARD**

**PRECAUTIONARY STATEMENTS COMMON TO  
MAXI-QWIK,® SUPER-QWIK,® AND NEUTRA-QWIK,®  
(See capsule cartons for specific precautionary statements)**

**WEAR GOGGLES or FACE SHIELD and rubber gloves when handling.  
For Institutional/Industrial use only. For sale to, use and storage by Service  
persons. Use on acid resistant surfaces only.**

**STATEMENT OF PRACTICAL TREATMENT**


**IN CASE OF CONTACT OR INGESTION,  
CALL YOUR LOCAL POISON CONTROL  
CENTER, AND A PHYSICIAN IMMEDIATELY.  
IF SWALLOWED:** Refer to appropriate capsule carton. Drink milk or raw egg whites or take a teaspoon or more of milk of magnesia. If these are not available drink large quantities of water. Do not induce vomiting.

**EYE CONTACT:** Immediately flush with cool running water. Remove contact lenses. Continue flushing with water for at least 15 minutes. **SKIN CONTACT:** Wipe off acid gently and immediately flood surface with water for 15 minutes. Then cover with moist magnesium or baking soda.

SANI-FRESH INTERNATIONAL, INC. SAN ANTONIO, TEXAS 78210  
EPA P/P# 288884 3/88

**SANI-QWIK TOOL  
LA UNIDAD SANI-QWIK**

NOSEHEAD  
MOUTH  
TRIGGER  
TRIGGER LOCK  
TRIGGER LOCK RELEASE

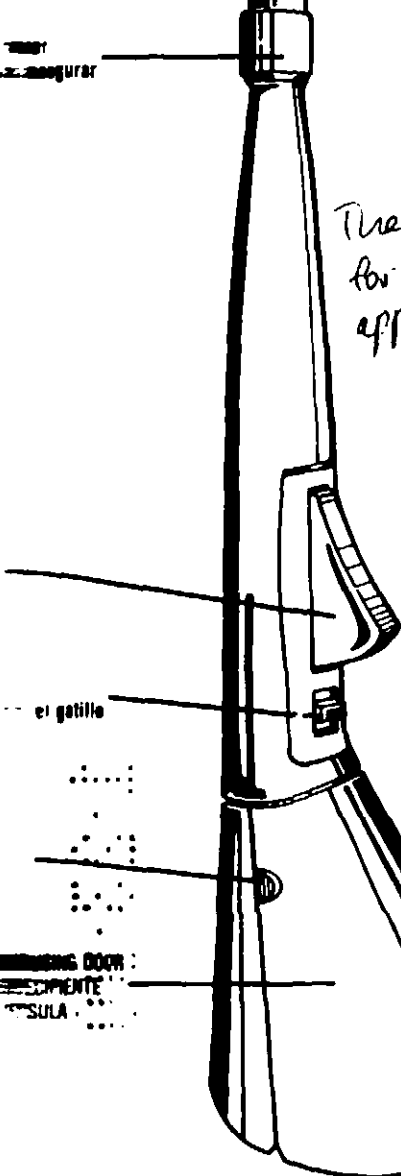


ACCEPTED  
with COMMENTS  
in EPA Letter Dated:

APR 12 1980

Under the Federal Insecticide,  
Fungicide, and Rodenticide Act  
as amended for U.S. pesticide  
registered under EPA Reg. No.  
13215-1

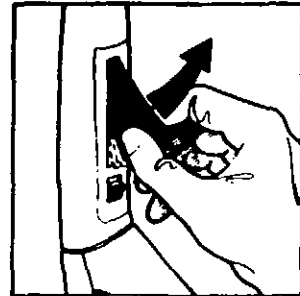
The big label  
for the  
applicator tool



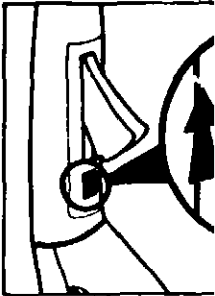
el gatillo

TRIGGER LOCK  
TRIGGER LOCK RELEASE  
TRIGGER LOCK RELEASE

**OPENING  
THE SANI-QWIK TOOL  
PARA ABRIR  
LA UNIDAD SANI-QWIK**

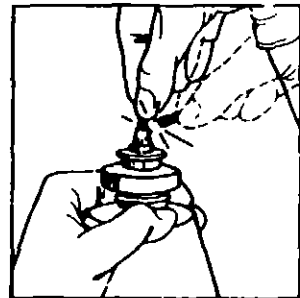


Lift trigger up  
Levante el gatillo




Slide trigger lock to the "LOAD" position  
Corra el seguro a la posición "LOAD"

**LOADING  
THE REFILL CAPSULE  
PARA CARGAR  
CON LA CAPSULA DE RESPUESTO**



Break off top of capsule  
Rompa la parte superior de la capsula

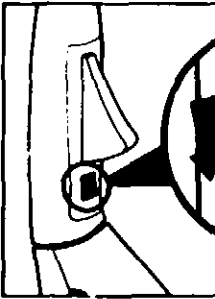


Turn capsule upside down. Caution: two drops may come out.  
Vuelva la capsula boca abajo. Pueden salir una o dos gotas.

**CLEANING  
THE BOWL AND URINAL  
PARA LIMPIAR  
TAZAS DE EXCUSADOS Y  
MINGITORIOS**



Lower water level by using tool to punch out water.  
Baje el nivel del agua en el excusado usando el mango de la herramienta.

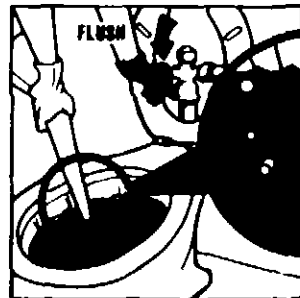



Slide trigger lock to "ON" position.  
Deslice el seguro a la posición "ON".

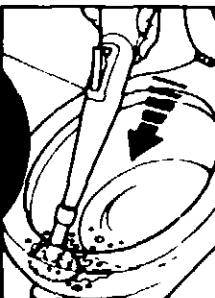
Tip  
Punta

Capsule used cone  
Bocanilla de la capsula

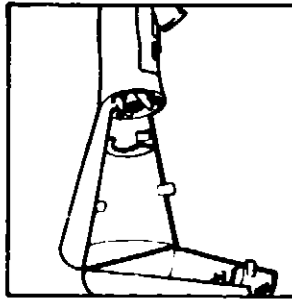
**REFILL CHEMICAL  
CAPSULE  
CAPSULA QUIMICA  
DE REPUESTO**




Press off head. Important: Entire head must be placed under water.  
Empuje la cabeza hacia abajo. Importante: Toda la cabeza debe estar sumergida en el agua.



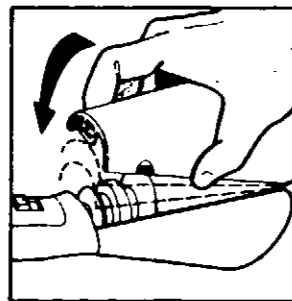
Press hard against side of bowl to clean.  
Para limpiar el lado de la taza, presione con fuerza contra la taza.



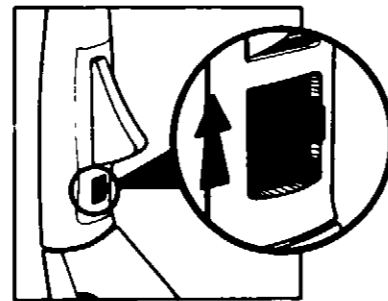
Open door completely  
Abrir la tapa del todo y fírmela.




Position capsule neck as shown  
Cuidado. Debe colocarse en la posición indicada.



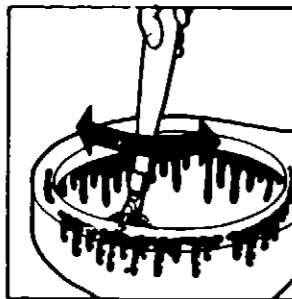
Close housing door  
Cerrar la tapa del todo y fírmela.



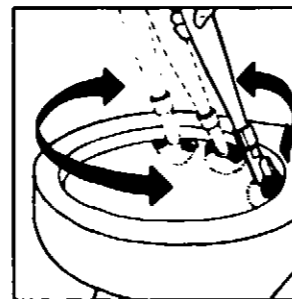
Slide trigger lock to "LOCK" position  
Cierre seguro de la tapa a posición "LOCK" (cerrado).



Repeat 2nd squirt  
Repetir la acción de la segunda squirt.




Repeat for 3rd squirt to cover entire bowl  
Repetir la acción de la squirt para toda la taza.



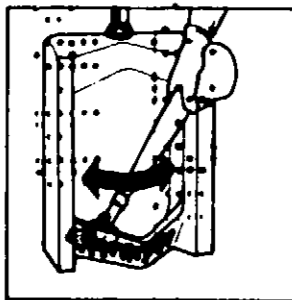
Scrub under rim using scrubbing pad  
Limpiar debajo del borde de la taza con el cepillo.



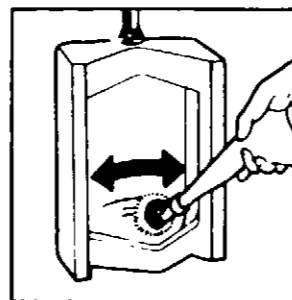
Clean inside bowl using swab  
Limpiar el interior de la taza con el algodón.



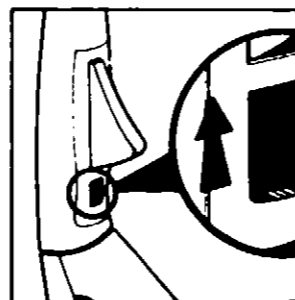
Squirt chemical under flush holes  
Asperjar el químico debajo de los agujeros de la taza.



Squirt chemical under rim  
Asperjar el químico debajo del borde de la taza.



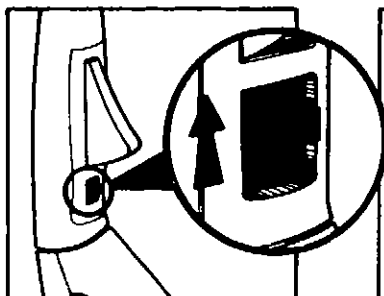
Clean inside urinal floor thoroughly as before  
Limpiar el piso del urinal como antes.




Slide trigger lock to "LOCK" position  
Poner el seguro de la tapa a posición "LOCK" (cerrado).

4/7

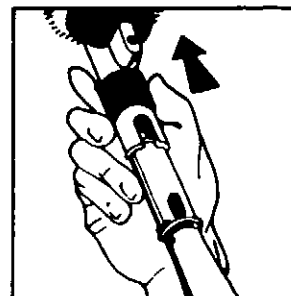
**REPLACING  
THE CLEANING HEAD**  
**PARA CAMBIAR  
LA CABEZA LIMPIADORA**



Slide trigger lock to "LOCK" position.  
Deslizar el cerrojo a la posición "LOCK".



Lift up on locking collar. (May be tight).  
Levantarse sobre el collar de bloqueo. (Puede ser apretado).




Lift off worn head. (May be tight).  
Levantarse sobre la cabeza usada. (Puede ser apretado).

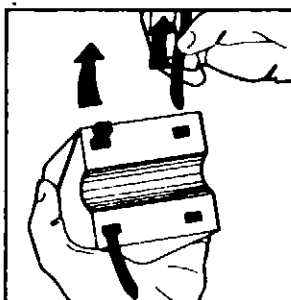


Install new head on tool.  
Instalar la nueva cabeza en la herramienta.

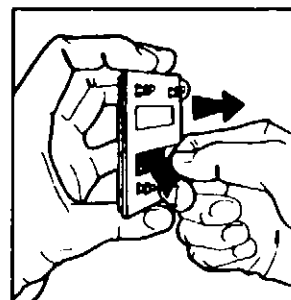
**MOUNTING  
THE STORAGE CADDY**  
**WALL OR FLAT SURFACE**  
**PARA MONTAR  
EL SUJETADOR  
EN UNA PARED O  
SUPERFICIE PLANA**



Clean surface using towelette supplied.  
Limpiar la superficie con la towelette suministrada.



Pull straps out of holes in caddy and discard.  
Sacar las correas de los agujeros en el sujetador y desecharlas.

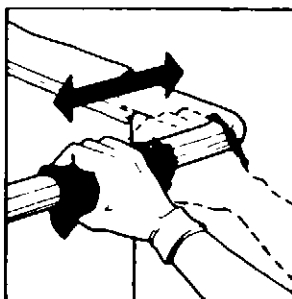


Peel thin tape protective cover off front of caddy backing plate.  
Despegar la cubierta protectora de la placa posterior del sujetador.

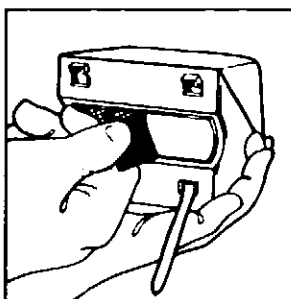


Snap backing plate back into position.  
Cerrar la placa posterior en su posición.

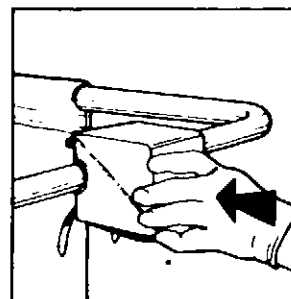
**MOUNTING  
THE STORAGE CADDY**  
**TUBULAR CLEANING CART**  
**PARA MONTAR  
EL SUJETADOR  
EN UN TUBO DEL CARRO  
DE LIMPIEZA**



Clean surface using towelette supplied.  
Limpiar la superficie con la towelette suministrada.



Remove tape protective cover.  
Eliminar la cubierta protectora.




Press into position and hold for 30 seconds.  
Presionar en su posición y mantenerlo por 30 segundos.

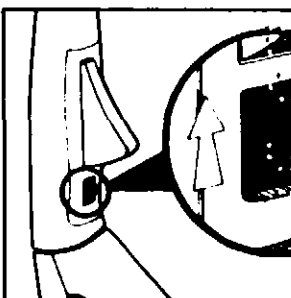


Tighten straps.  
Apretar las correas.

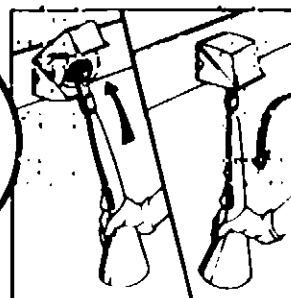
**USING  
THE CADDY**  
**PARA USAR  
EL SUJETADOR**



To remove from caddy, lift up and out.  
Para sacar de la bandeja, levante y saque.



Slide trigger lock to "LOCK" position before storing.  
Deslizar el cerrojo a la posición "LOCK" antes de guardar.



Place in caddy. To close lid, pull down.  
Colocar en la bandeja. Para cerrar la tapa, tire hacia abajo.

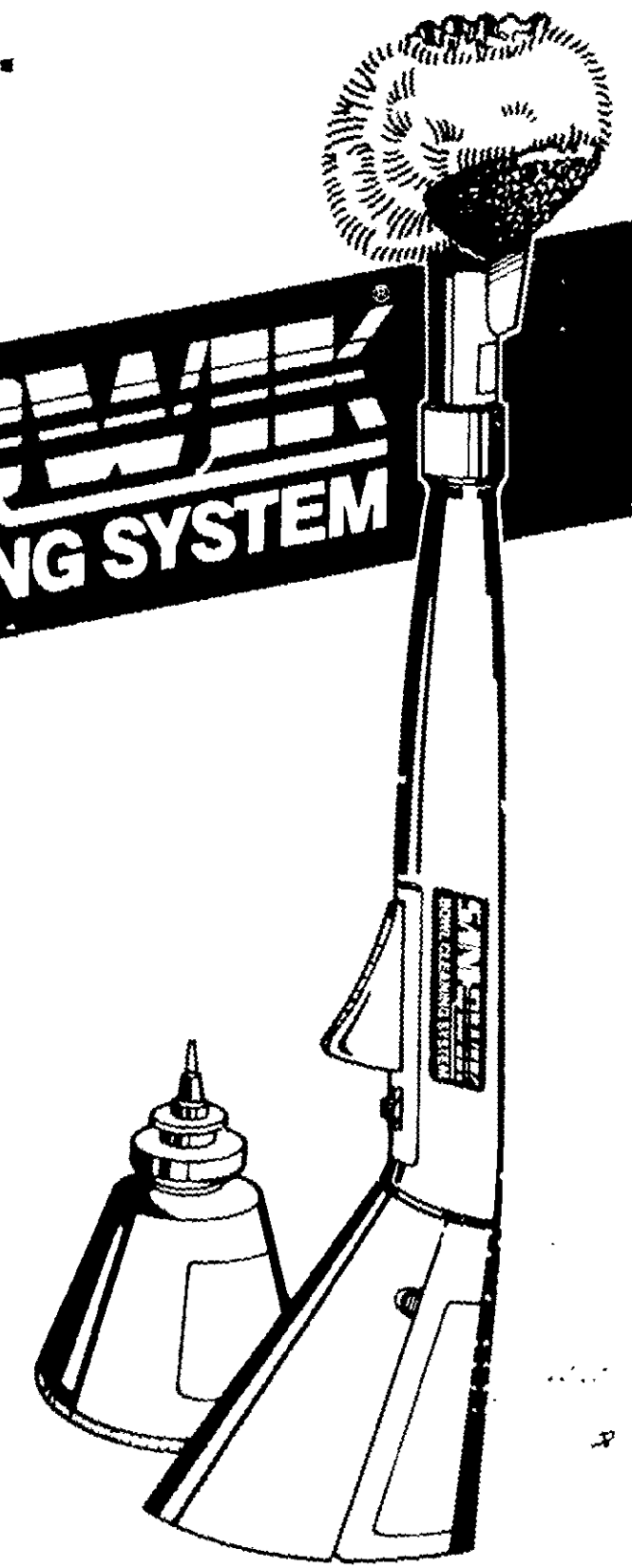
**WARNING**  
Do not spray.  
**ATENCIÓN**  
No sprayer.  
Leer las instrucciones.



...SUGGERIMENTI

# SANI-FRESH

BOWL CLEANING SYSTEM



MADE IN U.S.A.  
SANI-FRESH INTERNATIONAL, INC.