



U.S. ENVIRONMENTAL PROTECTION AGENCY

Office of Pesticide Programs  
Registration Division (7505P)  
1200 Pennsylvania Ave., N.W.  
Washington, D.C. 20460

EPA Reg. Number:

12455-158

Date of Issuance:

9/1/21

NOTICE OF PESTICIDE:

Registration  
 Reregistration  
(under FIFRA, as amended)

Term of Issuance:

Conditional

Name of Pesticide Product:

Terad3 Mouse Killer III

Name and Address of Registrant (include ZIP Code):

Craig Riekema  
Compliance Manager  
Bell Laboratories, Inc.  
3699 Kinsman Blvd.  
Madison, WI 53704

Note: Changes in labeling differing in substance from that accepted in connection with this registration must be submitted to and accepted by the Registration Division prior to use of the label in commerce. In any correspondence on this product always refer to the above EPA registration number.

On the basis of information furnished by the registrant, the above named pesticide is hereby registered under the Federal Insecticide, Fungicide and Rodenticide Act.

Registration is in no way to be construed as an endorsement or recommendation of this product by the Agency. In order to protect health and the environment, the Administrator, on his motion, may at any time suspend or cancel the registration of a pesticide in accordance with the Act. The acceptance of any name in connection with the registration of a product under this Act is not to be construed as giving the registrant a right to exclusive use of the name or to its use if it has been covered by others.

This product is conditionally registered in accordance with FIFRA section 3(c)(7)(A). You must comply with the following conditions:

1. Submit and/or cite all data required for registration/reregistration/registration review of your product under FIFRA when the Agency requires all registrants of similar products to submit such data.

Signature of Approving Official:

Venus Eagle, Product Manager 01  
Invertebrate and Vertebrate Branch 3,  
Registration Division (7505P)

Date:

9/1/21

2. You are required to comply with the data requirements described in the DCI identified below:

a. Cholecalciferol GDCI-202901-1621

You must comply with all of the data requirements within the established deadlines. If you have questions about the Generic DCI listed above, you may contact the Chemical Review Manager in the Pesticide Reevaluation Division: <http://iaspub.epa.gov/apex/pesticides/f?p=chemicalsearch:1>

3. Make the following label changes before you release the product for shipment:

- Revise the EPA Registration Number to read, “EPA Reg. No. 12455-158.”

4. Submit one copy of the final printed label for the record before you release the product for shipment.

Should you wish to add/retain a reference to the company’s website on your label, then please be aware that the website becomes labeling under the Federal Insecticide Fungicide and Rodenticide Act and is subject to review by the Agency. If the website is false or misleading, the product would be misbranded and unlawful to sell or distribute under FIFRA section 12(a)(1)(E). 40 CFR 156.10(a)(5) list examples of statements EPA may consider false or misleading. In addition, regardless of whether a website is referenced on your product’s label, claims made on the website may not substantially differ from those claims approved through the registration process. Therefore, should the Agency find or if it is brought to our attention that a website contains false or misleading statements or claims substantially differing from the EPA approved registration, the website will be referred to the EPA’s Office of Enforcement and Compliance.

If you fail to satisfy these data requirements, EPA will consider appropriate regulatory action including, among other things, cancellation under FIFRA section 6(e). Your release for shipment of the product constitutes acceptance of these conditions. A stamped copy of the label is enclosed for your records. Please also note that the record for this product currently contains the following CSFs:

- Basic CSF dated 09/17/2020

If you have any questions, please contact Paul Di Salvo by phone at 703-347-0322, or via email at [disalvo.paul@epa.gov](mailto:disalvo.paul@epa.gov).

Enclosure: Stamped Label

# Terad<sub>3</sub><sup>®</sup> Mouse Killer III

**This Bait Station is Resistant to Weather and to Tampering by Children.  
For Use Indoors Only.**

**ACTIVE INGREDIENT:**

Cholecalciferol (CAS # 67-97-0) ..... 0.075%

**OTHER INGREDIENTS:** ..... 99.925%

**TOTAL:** ..... 100.000%

EPA REG. NO. 12455-158

EPA EST. NO. 12455-WI-1<sup>k</sup>

[superscript is first letter of the lot number]

**KEEP OUT OF REACH OF CHILDREN  
CAUTION**

**NET WEIGHT:**

1 oz. x 1 Bait Station (28 g) to 1 oz. x 16 Bait Stations (454 g)

**Manufactured By:**



Bell Laboratories, Inc.  
3699 Kinsman Blvd.  
Madison, WI 53704

**Batch Code:**

**ACCEPTED**  
09/01/2021  
Under the Federal Insecticide, Fungicide  
and Rodenticide Act as amended, for the  
pesticide registered under  
EPA Reg. No. 12455-158

See back [bottom] [and] [side] panel[s] for  
First Aid, additional Precautionary Statements, and Directions for Use.

<b>FIRST AID</b>	
<b>If Swallowed:</b>	<ul style="list-style-type: none"><li>• Call a poison control center, doctor, or <b>1-877-854-2494</b> immediately for treatment advice.</li><li>• Have person sip a glass of water if able to swallow.</li><li>• Do not give anything by mouth to an unconscious person.</li><li>• Do not induce vomiting unless told to do so by the poison control center or doctor.</li><li>• Avoid use of all oils.</li></ul>
<b>If on Skin:</b>	<ul style="list-style-type: none"><li>• Wash with plenty of soap and water.</li></ul>
<b>If in Eyes:</b>	<ul style="list-style-type: none"><li>• Hold eye open and rinse slowly and gently with water for 15-20 minutes.</li><li>• Remove contact lenses, if present, after the first 5 minutes, then continue rinsing eye.</li><li>• Call a poison control center, doctor, or <b>1-877-854-2494</b> immediately for treatment advice.</li></ul>
<b>HAVE LABEL WHEN OBTAINING TREATMENT ADVICE</b>	
<b>NOTE TO PHYSICIAN</b>	
If serum calcium levels are elevated, treatment with Calcitonin is effective in reducing calcium to normal levels. Continue monitoring serum calcium and treat as necessary for hypercalcemia (Reference, AMA Drug Evaluations, Third Edition (1977), Chapter 16, pp. 248-251).	
<b>TREATMENT FOR PET POISONING</b>	
If an animal eats this bait, call a veterinarian, or <b>1-877-854-2494</b> at once.	
<b>NOTE TO VETERINARIAN</b>	
<b>Calcium Mobilizer Cholecalciferol:</b> For animals ingesting bait, induce vomiting by using hydrogen peroxide or administration of activated charcoal with a cathartic. If clinical signs develop, treatment consisting of saline diuresis combined with the use of furosemide, corticosteroids, and phosphate binders are recommended. Calcitonin or pamidronate may be needed for animals that remain hypercalcemic despite symptomatic treatment.	

### PRECAUTIONARY STATEMENTS

#### **Hazards to Humans and Domestic Animals**

**CAUTION:** Harmful if swallowed or absorbed through the skin. Keep away from children, domestic animals and pets. Do not get in eyes, on skin or on clothing.

All handlers, (including applicators) must wear shoes plus socks, and gloves. Any person who retrieves carcasses or unused bait following application of this product must wear waterproof gloves.

**USER SAFETY REQUIREMENTS:** As soon as possible, wash hands thoroughly after applying bait and before eating, drinking, chewing gum, using the toilet and change into clean clothing.

### ENVIRONMENTAL HAZARDS

This product is toxic to fish, birds and other wildlife. Dogs and other predatory and scavenging mammals and birds might be poisoned if they feed upon animals that have eaten this bait. Do not apply directly to water.

## DIRECTIONS FOR USE

It is a violation of Federal law to use this product in a manner inconsistent with its labeling.

**READ THIS LABEL:** Read this entire label and follow all use directions and use precautions. Use only for the sites, pests and application methods described on this label.

### USE RESTRICTIONS:

This bait station may be used in indoor areas accessible to children, consistent with all use restrictions and other requirements indicated on this label. **DO NOT USE TOMCAT<sup>®</sup> MOUSE KILLER III [THIS PRODUCT] OUTDOORS OR IN AREAS ACCESSIBLE TO PETS.**

For control only of house mice. Terad<sub>3</sub><sup>®</sup> Mouse Killer III [This Product] must be used in buildings consistent with all use restrictions and other requirements indicated on this label. Do not place this bait station in any area where there is a possibility of contaminating food or surfaces that come into direct contact with food.

*[Note to PM: "SELECTION OF TREATMENT AREAS", "APPLICATION DIRECTION", "LOADING INTO BAIT STATION" sections of label will be treated in one of the fashions shown below]*

[Option 1]

**SELECTION OF TREATMENT AREAS:** Determine areas where house mice will most likely find and consume the bait. Generally, these areas are along walls, by gnawed openings, in corners and concealed places.

### APPLICATION DIRECTIONS:

Place the bait station at point of highest activity along a wall or in a corner where signs of house mice have been seen. If additional units are to be used, place bait stations at 8- to 12-foot intervals. Stations can be placed horizontally or vertically. Maintain an uninterrupted supply of fresh bait for at least 15 days or until there are no longer fresh signs of house mouse activity in infested areas. Monitor bait via see-through lid and replace bait station when bait is consumed or contaminated and there still is house mouse activity at that location.

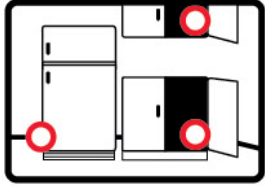
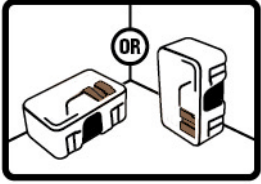
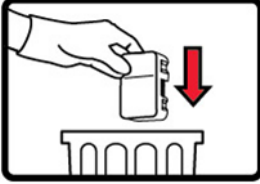
### Follow-up:

Wearing waterproof gloves, collect and properly dispose of any emptied bait stations or carcasses. Carcasses should be placed in an outdoor garbage can. To discourage re-infestation, eliminate food, water and harborage as much as possible. If re-infestation does occur, repeat treatment. Where a continuous source of infestation is present, establish permanent bait stations and replenish as needed.

**OR**

[Option 2]

**APPLICATION DIRECTIONS**

<p><b>1. Selection of Treatment Areas</b></p> 	<p><b>2. Placing Bait Stations</b></p> 	<p><b>3. Monitor &amp; Follow-Up</b></p> 	
<p>Determine areas where house mice will most likely find and consume the bait. Generally, these areas are along walls, by gnawed openings, in corners and concealed places.</p>	<p>Place the bait station at the point of highest activity along a wall or in a corner where signs of house mice have been seen. If additional units are to be used, place bait stations at 8- to 12-foot intervals.</p> <p><b>OR</b></p> <p>Place the bait station at the point of highest activity along a wall or in a corner where signs of house mice have been seen. If additional units are to be used, place bait stations at 8- to 12-foot intervals. Stations can be used/placed horizontally or vertically.</p>	<p>Maintain an uninterrupted supply of fresh bait for at least 15 days or until there are no longer fresh signs of house mouse activity in infested areas. Replace station with a new one if house mouse activity continues at that location.</p> <p><b>OR</b></p> <p>Maintain an uninterrupted supply of fresh bait for at least 15 days or until there are no longer fresh signs of house mouse activity in infested areas. Monitor bait via see-through lid and replace station with a new one if house mouse activity continues at that location</p>	<p>Wearing gloves, collect and properly dispose of any emptied bait stations and/or carcasses. Carcasses should be placed in an outdoor garbage can. To discourage re-infestation, eliminate food, water and harborage as much as possible. If re-infestation does occur, repeat treatment.</p> <p><b>OR</b></p> <p>Wearing gloves, collect and properly dispose of any emptied bait stations and/or carcasses. Carcasses should be placed in an outdoor garbage can. To discourage re-infestation, eliminate food, water and harborage as much as possible. If re-infestation does occur, repeat treatment.</p> <p>Where a continuous source of infestation is present, establish permanent bait stations and replenish as needed.</p>

**STORAGE AND DISPOSAL**

Do not contaminate water, food or feed by storage or disposal.

**Pesticide Storage:** Store only in original container in a cool, dry place inaccessible to children and pets.

**Pesticide Disposal and Container Handling:** Nonrefillable Container. Do not reuse or refill container except as described in the Directions For Use.

**If Empty:** Place in trash or offer for recycling if available.

**If Partly Filled:** Call your local solid waste agency for disposal instructions. Never place unused product down any indoor or outdoor drain.

**Notice:** To the extent consistent with applicable law, buyer assumes all risks of use, storage or handling of this product not in accordance with directions.

***OR***

**[WARRANTY:** To the extent consistent with applicable law, seller makes no warranty, expressed or implied, concerning the use of this product other than indicated on the label. Buyer assumes all risk of use and/or handling of this material when such use and/or handling is contrary to label instructions.]

# Terad<sub>3</sub><sup>®</sup> Mouse Killer III

**This Bait Station is Resistant to Weather and to Tampering by Children.  
For Use Indoors Only.**

ACTIVE INGREDIENT:		
Cholecalciferol (CAS # 67-97-0)	.....	0.075%
OTHER INGREDIENTS:	.....	<u>99.925%</u>
<b>TOTAL:</b>	.....	<b>100.000%</b>

EPA REG. NO. 12455-158

EPA EST. NO. 12455-WI-1<sup>k</sup>

[superscript is first letter of the lot number]

**KEEP OUT OF REACH OF CHILDREN  
CAUTION**

**DO NOT ALLOW CHILDREN OR PETS TO PLAY WITH THE BAIT STATION**

**NET CONTENTS:** 1 oz. (28 g)  
**NET WEIGHT:** 1 oz. (28 g)

**If swallowed, call a poison control center, doctor, or 1-877-854-2494**

See Outer Packing Label for  
First Aid, additional Precautionary Statements, and Directions for Use.

Batch Code:

Model No. MD2



**OPTIONAL MARKETING STATEMENTS:**

All-Weather Bait [Block Bait][Block][Blocks] [Formula][Formulation]	House mouse-killing bait in a child tamper-resistant bait station
Bait Station	Kid Tamper-Resistant [Bait] Station
Bait Station(s) is [are] child [kid] resistant	Kid Tested [Bait] Station
Bait station made from 67% recycled resin/content	Kills House Mice
Bait Station Can [May] be Used [Placed] Horizontally or [and][&] Vertically	Kills House Mice Guaranteed*
Bait Station has Clear lid [for easy bait monitoring]	Kills House Mice Guaranteed or your money Back*
Bait Station Must be Used [Placed] Indoors	*If for any reason you, the consumer, are not satisfied with this product, mail us your original proof of purchase to obtain a full refund of your purchase price.”
Child [tamper] resistant [bait] station	<b><i>Note to PM: This disclaimer will be placed in the same vicinity of the packaging as the optional marketing claim it supports.</i></b>
Cholecalciferol Bait [Block Bait][Block][Blocks][Formula][Formulation]	Made in USA
Clear lid [for easy bait monitoring]	Made with Cholecalciferol
Contains 1.0 oz. block bait	No need to touch the bait when placing station
Contains 1.0 oz. block bait per placement	Mold and [&] Moisture Resistant Bait
Contains [Includes] one [1] bait station prefilled with 1 oz [one ounce] block bait.	Palatable Bait Formula [Formulation]
Contains Cholecalciferol	Pre-Baited Bait Station
Contains one bait station prefilled with 1oz block bait	Pre-Filled [1 oz block bait] Bait Station
Contains 1 ounce of bait per placement	Pre-Filled [Pre-Baited], Ready to Use Bait station
Designed for Use in Damp Environments	Ready to Use [bait station]
Disposable	Secure bait station is child [kid] resistant
Disposable Bait Station	See-through lid
Disposable Bait Station(s) each containing 1 block	See-through lid [for easy bait monitoring]
Durable design of [bait] station is child resistant	See-through lid [for easy monitoring]
[For] Indoor Use Only	Station is child resistant
House Mouse Bait Station	This bait station is not a trap
House Mouse Killer	Use Indoors Only
House mouse killer in a child tamper-resistant bait [feeding] station	

Value Pack\*

***Note to PM- Retail package will not exceed limit***

Includes [Contains] one [1] bait station prefilled with 0.5oz block bait.

Includes [Contains] One [1][2][3][4][5][6][7][8][9][10][11][12][13][14][15], or [16] [disposable] bait station(s) [prefilled with 1 oz [one ounce] block bait

Includes [Contains] One [1][2][3][4] [5][6][7][8][9][10][11][12][13][14][15], or [16] [pre-filled][,][ready to use][,]disposable bait station(s).

Results Guaranteed<sup>▲</sup>

***▲BELL LABORATORIES, INC. GUARANTEE:***  
*If for any reason you, the consumer, are not satisfied with this product, mail us your original proof of purchase to obtain a full refund of your purchase price."*

***Note to PM: This disclaimer will be placed in the same vicinity of the packaging as the optional marketing claim it supports.***

**OPTIONAL GRAPHICS:**



*Note to PM, background color may change and kid may be interchanged with Child*



**CAN BE USED IN A VARIETY OF LOCATIONS**



**BEHIND APPLIANCES**



**INSIDE CABINETS**



**GARAGES**




**BASEMENTS**




**ATTICS**

All use must be consistent with the **USE RESTRICTIONS** in the **DIRECTIONS FOR USE** section of this label.

**CAN BE USED HORIZONTALLY OR VERTICALLY**



**HORIZONTAL**



**VERTICAL**

**SEE-THRU LID FOR EASY BAIT MONITORING**



**DISPOSABLE**

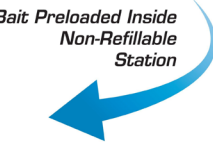


*NOTE TO PM: ARROW OPTIONS BELOW MAY BE USED INSTEAD OF THE RED ARROWS FOR IMAGES ABOVE. Arrow colors and size may vary on final printed label*

*Non-Refillable  
Station - Bait  
Preloaded Inside*



*Bait Preloaded Inside  
Non-Refillable  
Station*

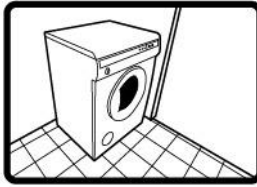


*Note to PM non-refillable may be replaced with disposable*

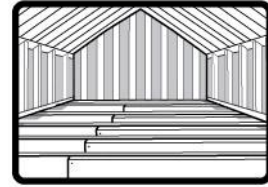


**CAN BE USED  
IN A VARIETY  
OF LOCATIONS**

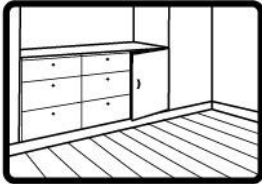
**BEHIND APPLIANCES**



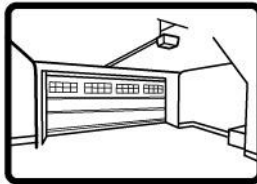
**IN ATTICS**



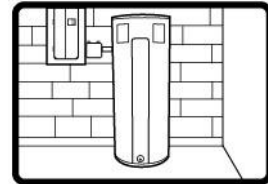
**INSIDE CABINETS**



**GARAGES**

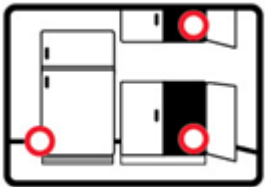


**BASEMENTS**



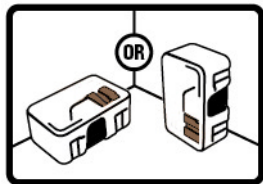
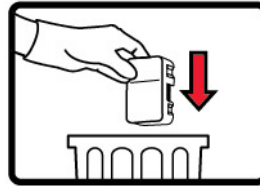
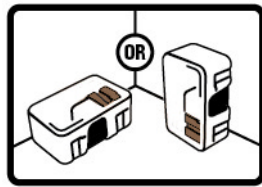
[ALL use must be consistent with the USE RESTRICTIONS in the DIRECTIONS FOR USE section of this label]

For use as optional graphics for Terad<sup>3</sup>® Mouse Killer III:



**Selection of Treatment  
Areas  
(For Indoor Use Only)**

Use horizontally or  
vertically



*Note to PM: Images are representative and may vary slightly on final printed label*

