

12455-104

06/26/2007

113



U.S. ENVIRONMENTAL PROTECTION AGENCY

Office of Pesticide Programs
Registration Division (7505P)
1200 Pennsylvania Ave, N.W.
Washington, D.C. 20460

NOTICE OF PESTICIDE:

Registration
 Reregistration

(under FIFRA, as amended)

EPA Reg. Number:

12455-104

Date of Issuance:

June 26, 2007

Term of Issuance:

Conditional

Name of Pesticide Product:

Contrac® Mouse Control Kit

Name and Address of Registrant (include ZIP Code):

Bell Laboratories, Inc.
3699 Kinsman Blvd.
Madison, WI 53704
Attn: Mr. John Lublinkhof

Note: Changes in labeling differing in substance from that accepted in connection with this registration must be submitted to and accepted by the Registration Division prior to use of the label in commerce. In any correspondence on this product always refer to the above EPA registration number.

On the basis of information furnished by the registrant, the above named pesticide is hereby registered/preregistered under the Federal Insecticide, Fungicide and Rodenticide Act.

Registration is in no way to be construed as an endorsement or recommendation of this product by the Agency. In order to protect health and the environment, the Administrator, on his motion, may at any time suspend or cancel the registration of a pesticide in accordance with the Act. The acceptance of any name in connection with the registration of a product under this Act is not to be construed as giving the registrant a right to exclusive use of the name or to its use if it has been covered by others.

This product is conditionally registered in accordance with FIFRA sec. 3(c)(7) (A) provided that you submit one (1) copy of the final printed labeling to us, with the following changes, before you release the product for shipment:

- 1. Add the following registration number: EPA Reg. No. 12544-104 to your label.

Signature of Approving Official:

Geraldine McCann
EPA/OPP/RD/IRB

Date:

June 26, 2007

2/13

2. Delete the statement in the Snap Traps section of the **OPTIONAL SECONDARY PANEL – KIT USE INSTRUCTIONS** that states:
Will not harm children and pets.
3. Change the “single night’s feeding” statement in the **OPTIONAL MARKETING CLAIMS** to: House mice may consume a lethal dose in one night’s feeding with first dead mice appearing 4 or 5 days after feeding begins.

If these conditions are not complied with, the registration will be subject to cancellation in accordance with FIFRA section 6(e). Your release for shipment of the product constitutes acceptance of these conditions.

A Stamped copy of the label is enclosed. If you have any questions or comments, please contact Geri McCann by Phone (703-605-0716), Fax (703-305-6920), or E-Mail (mccann.geri@epa.gov).

Enclosure Stamped label

3/13





OUTER CONTAINER - FRONT PANEL LABEL

CONTRAC[®] MOUSE CONTROL KIT

A COMPLETE PACKAGE FOR HOME MOUSE CONTROL

INCLUDES! BAITING INSTRUCTIONS, TIPS & STRATEGIES SHEET INSIDE

THIS KIT INCLUDES:

			
2 Snap Traps	4 Glue Traps	4 - 1oz. Contrac All-Weather Blox	1 Mouse Bait Station


ACTIVE INGREDIENT:
 Bromadiolone (CAS #28772-56-7):0.005%
 INERT INGREDIENTS*..... 99.995%
 100.000%

*Contains Denatonium Benzoate

**KEEP OUT OF REACH OF CHILDREN
CAUTION**

ACCEPTED
 with COMMENTS
 In EPA Letter Dated
 JUN 26 2007
 Under the Federal Insecticide,
 Fungicide, and Rodenticide Act,
 as amended, for the pesticide
 registered under EPA Reg. No.
12455-104

Manufactured by:

 **Bell Laboratories, Inc.**
 Madison, WI.53704

EPA REG. NO. 12455-RNU

EPA EST. NO. 12455-WI-1

4/13

SECONDARY PANEL - LABEL FOR BAIT AND BAIT STATION

DIRECTIONS FOR USE

It is a violation of Federal law to use this product in a manner inconsistent with its labeling.
READ THIS LABEL: Read this entire label and follow all use directions and use precautions.

USE RESTRICTIONS: DO NOT USE THIS PRODUCT IN AREAS ACCESSIBLE TO CHILDREN, PETS, DOMESTIC ANIMALS, AND NONTARGET WILDLIFE. For control of house mice in and around homes, industrial, commercial, agricultural, and public buildings. Do not place in areas where there is possibility of contaminating food or surfaces that come in direct contact with food. May be used in USDA-inspected facilities. Do not broadcast bait. Do not use in sewers.

Urban Areas: This product may be used in and around the periphery of homes, industrial, commercial, and public buildings. May also be used in transport vehicles (ships, trains, aircraft) and in and around related port or terminal buildings. May also be used in alleys:

Non-Urban Areas: This product may be used in and around homes and agricultural buildings.

SELECTION OF TREATMENT AREAS: Determine areas where mice will most likely find and consume the bait. Generally, these areas are along walls, by gnawed openings, beside burrows, in corners and concealed places.

APPLICATION DIRECTIONS:

Mice: Place one of the included Contrac All-Weather Blox into bait station as shown in the diagrams below. Place bait stations at intervals of 8 to 10 feet along walls or in corners where mice live or travel. Additional Contrac All-Weather Blox (EPA Reg. No. 12455-79) may be purchased separately. Do not fill this station with any bait other than Contrac All-Weather Blox.


To Fill: (See illustrations below) 1. Fully insert 2-pronged key in holes on top of Contrac Mouse Bait Station. 2. Gently lift up. 3. Place one piece of Contrac All-Weather Blox in the triangular area next to the hinge. 4. Close lid until it snaps securely. Repeat steps for rebaiting.

To discourage reinfestation, eliminate food, water and harborage as much as possible. If reinfestation does occur, repeat treatment.


1.



2.



3.



4.



PRECAUTIONARY STATEMENTS

HAZARDS TO HUMANS AND DOMESTIC ANIMALS

CAUTION: Harmful if swallowed.

5/13

FIRST AID

HAVE LABEL WITH YOU WHEN OBTAINING TREATMENT ADVICE

IF SWALLOWED:

- Call a poison control center, doctor, or 1-877-854-2494 immediately for treatment advice.
- Have person sip a glass of water if able to swallow.
- Do not induce vomiting unless told to do so by the poison control center or doctor.

NOTE TO PHYSICIAN OR VETERINARIAN

If swallowed, this material may reduce the clotting ability of the blood and cause bleeding. If ingested, administer Vitamin K₁ intramuscularly or orally as indicated in bishydroxycoumarin overdoses. Repeat as necessary based on monitoring of prothrombin times.

ENVIRONMENTAL HAZARDS

This product is toxic to fish, birds and other wildlife. Do not apply this product directly to water or to areas where surface water is present or to intertidal areas below the mean high water mark.

STORAGE AND DISPOSAL

Do not contaminate water, food or feed by storage or disposal.

Storage: Store only in original container in a cool, dry place inaccessible to children and pets. Keep containers closed and away from other chemicals.

Pesticide Disposal: Wastes resulting from the use of this product may be placed in trash or delivered to an approved waste disposal facility.

Pesticide Container: Do not reuse empty container. Dispose of empty container by placing in trash, at an approved waste disposal facility or by incineration or, if allowed by state and local authorities, by burning. If burned stay out of smoke. Call your Local Waste Agency for any questions on proper disposal.

WARRANTY: Seller makes no warranty, expressed or implied, concerning the use of this product other than indicated on the label. Buyer assumes all risk of use and/or handling of this material when such use and/or handling is contrary to label instructions.

011507

6/13

Alternate Storage and Disposal for packaging intended solely for household use:

STORAGE AND DISPOSAL

STORAGE: Store only in original container in a cool, dry place inaccessible to children and pets. Keep containers closed and away from other chemicals.

DISPOSAL: If empty: do not reuse this container. Place in trash or offer for recycling if available. **If partially filled:** Place in trash or call your local solid waste agency for disposal instructions. Never place unused product down any indoor or outdoor drain.

Alternate Use Restrictions for packaging intended solely for household use:

USE RESTRICTIONS: DO NOT USE THIS PRODUCT IN AREAS ACCESSIBLE TO CHILDREN, PETS, DOMESTIC ANIMALS, AND NONTARGET WILDLIFE. For control of house mice in and around homes, industrial, commercial, agricultural, and public buildings. Do not place in areas where there is possibility of contaminating food or surfaces that come in direct contact with food.

7/13

BAIT STATION - ABBREVIATED LABEL

Reusable

Baited

CONTRAC[®]
MOUSE BAIT STATION

Kills Mice

ACTIVE INGREDIENT:

Bromadiolone (CAS #28772-56-7):0.005%

INERT INGREDIENTS*:..... 99.995%
100.000%

*Contains Denatonium Benzoate

KEEP OUT OF REACH OF CHILDREN
CAUTION

NOTE TO PHYSICIAN OR VETERINARIAN

If swallowed, this material may reduce the clotting ability of the blood and cause bleeding. If ingested, administer Vitamin K₁ intramuscularly or orally as indicated in bishydroxycoumarin overdoses. Repeat as necessary based on monitoring of prothrombin times.

SEE LABEL ON OUTER PACKAGING FOR ADDITIONAL PRECAUTIONARY INFORMATION

For 24 hour emergency medical advice, call 1-877-854-2494.

DIRECTIONS FOR USE

It is a violation of Federal law to use this product in a manner inconsistent with its labeling. See outer package label for complete DIRECTIONS FOR USE including USE RESTRICTIONS and BAITING INSTRUCTIONS. It is illegal to sell this product unless it is accompanied by a complete set of its accepted labeling.

Manufactured by:



Bell Laboratories, Inc.
Madison, WI 53704

EPA REG. NO. 12455-XXX

EPA EST. NO. 12455-WI-1


OPTIONAL SECONDARY PANEL - KIT USE INSTRUCTIONS

Why Choose a "Kit"


Every mouse control situation is different. The most effective form of control depends on a variety of factors, including how many mice are present and where they are most active. In many cases using several products simultaneously may provide more consistent, reliable results than the use of any single approach.

This kit provides some of the most widely recognized forms of mouse control and has been tailored to meet the specific needs of most residential applications.

Snap Traps



1. Set Snap Trap by squeezing the back side as shown. Do not bait trap. Baiting the trap may reduce its overall effectiveness.




2. Place Snap Traps perpendicular to wall or other objects in raised areas with evidence of mouse activity.




3. For mouse disposal, just squeeze the back of the Snap Trap... Your hands never touch the mouse. Now it's set and ready to be used again.


Glue Traps



1. Open package and separate Glue Traps.




2. Place Glue Traps under cupboards or appliances where there has been evidence of mouse activity.




3. After use, simply dispose of entire trap.

9/13


Bait Station/Block Bait




1. Fully insert 2-pronged key in holes on top of Mouse Bait Station.




2. Gently lift lid.




3. Place one Contrac All-Weather Blox in the triangular area next to the hinge.



4. Close lid until it snaps securely.





5. Place bait station along walls or in corners where mice travel. Maintain an uninterrupted supply of bait for at least 15 days.





OPTIONAL SECONDARY PANEL - KIT USE INSTRUCTIONS

Kit Details

 <p>Snap Traps</p>	<ul style="list-style-type: none">* Will not harm children and pets* Easy to set without catching fingers
---	--

 <p>Glue Traps</p>	<ul style="list-style-type: none">* Glue holds mice* Ready-to-use* Non toxic
--	--

 <p>Block Bait</p>	<ul style="list-style-type: none">* Palatable to mice* Multiple gnawing edges* Fits easily in provided bait stations
---	--

 <p>Bait Station</p>	<ul style="list-style-type: none">* Keeps bait away from children and pets.* Patented design* Reusable with enclosed bait blocks
---	--

OPTIONAL INSERT CARD INSTRUCTIONS

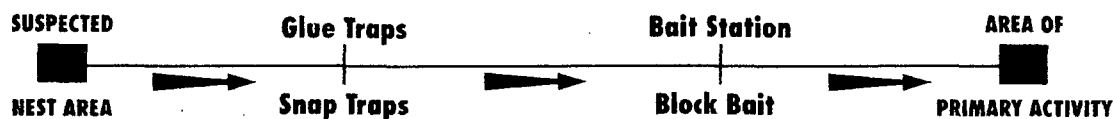
Tips & Strategies

What to Look For

Look for mouse signs in dark, shadowy areas where mice travel. Mice are generally active at night and travel along walls using their whiskers as guides. Key indicators of mouse activity include feces, hair, and gnaw marks.

What You Need to Know

Mice only travel 10 to 30 feet from their nest to their food source. Try to determine the proximity of the nest in relation to where primary signs of activity have been found. Once determined, use Glue Traps and Snap Traps nearest the nest area and use bait station (with Contrac All-Weather Blox inside) nearer the area of primary activity as indicated below.



Following the above baiting strategy will maximize success by utilizing non-bait products to intercept mice on their way to feed and yet allowing the block bait to act as an alternate food source should the mice use an unanticipated path to their area of primary activity.

Snap Traps

* Place snap traps perpendicular to walls or other objects. Mice move along walls and will attempt to run through the trap.

* Do not bait the trap. Baiting can reduce the trap's effectiveness by causing a mouse to stop to feed as opposed to running through the trap.

Glue Traps

* Use glue traps parallel to walls or under appliances and on counter where mice travel.

* Do not use in wet or extremely dusty conditions.

Contrac All-Weather Blox & Bait Stations

* Place 1 Contrac All-Weather Blox into station and close securely.

* Place bait stations along walls, in corners, inside cabinets, or in other areas where mice travel.

* Check bait stations frequently and add new Contrac All-Weather Blox as necessary.

12/13

OPTIONAL MARKETING STATEMENTS:

Ready to use

Refillable using Conrac All-Weather Blox and easy access key (included)

Can kill more than one mouse. This package contains enough bait to kill more than one mouse.

Refillable

With bromadiolone

Place at intervals of 8 to 10 feet along walls or in corners where mice live or travel

How it works: Mice enter station and consume bait.

Reusable

Contains all-weather bait

Contains ready to use bait bocks

All-weather formula

House mice usually consume a lethal dose in a single night's feeding, but it may take 4 or 5 days from the time of bait consumption for the mice to die.

With bromadiolone

All-weather formula

Multi-edge shape gives rodents gnawing edges

Can be used indoors or out

For use in homes

Made in USA

Kills Mice

OPTIONAL GRAPHICS WITH TEXT:

