

11773-13 2.15.2008

124



UNITED STATES ENVIRONMENTAL PROTECTION AGENCY  
WASHINGTON, D.C. 20460

OFFICE OF  
PREVENTION, PESTICIDES AND  
TOXIC SUBSTANCES

Mr. Tim Nilles  
Inventory Manager  
Van Diest Supply Company  
P.O. Box 610  
Webster City, IA 50595

FEB 15 2008

RE: Notification to add the word "terraced" after the words "tile-outletted"  
EPA Registration Number: 11773-13  
Date of Submission: January 9, 2008

Dear Mr. Nilles:

The Agency is in receipt of your Application for Pesticide Notification under Pesticide Registration Notice (PRN) 98-10 dated, January 9, 2008, for the product, Van Diest Supply Company/Cornbelt Atrazine 90DF. The Registration Division (RD) has conducted a review of this request for its applicability under PRN 98-10 and finds that the actions requested fall within the scope of PRN 98-10. The label submitted with the application has been stamped "Notification" and will be placed in our records.

If you have any questions, please call me directly at 703-305-6249 or Joyce Edwards of my staff at 703-308-5479.

Sincerely,

A handwritten signature in black ink, appearing to read "Linda Arrington".

Linda Arrington  
Notifications & Minor Formulations Team Leader  
Registration Division (7505P)  
Office of Pesticide Programs

2/24

-----Original Message-----

**From:** [Tompkins.Jim@epamail.epa.gov](mailto:Tompkins.Jim@epamail.epa.gov) [mailto:[Tompkins.Jim@epamail.epa.gov](mailto:Tompkins.Jim@epamail.epa.gov)]

**Sent:** Wednesday, November 24, 2004 1:32 PM

**To:** [K.wherry@speerproducts.com](mailto:K.wherry@speerproducts.com); [joe.conti@bayercropscience.com](mailto:joe.conti@bayercropscience.com);  
[dmiller@growmark.com](mailto:dmiller@growmark.com); [nikr@ucoop.com](mailto:nikr@ucoop.com); [golson@aceto.com](mailto:golson@aceto.com); [mseinnan@aceto.com](mailto:mseinnan@aceto.com);  
[stylesm@helenachemical.com](mailto:stylesm@helenachemical.com); [sspencer@lesco.com](mailto:sspencer@lesco.com); [joe@controlsolutionsinc.com](mailto:joe@controlsolutionsinc.com);  
[ted.head@us.nufarm.com](mailto:ted.head@us.nufarm.com); [fmgersich@dow.com](mailto:fmgersich@dow.com);  
[registrationsbydesign@worldnet.att.net](mailto:registrationsbydesign@worldnet.att.net); [fay@mamainc.com](mailto:fay@mamainc.com); [frank\\_sobotka@msn.com](mailto:frank_sobotka@msn.com);  
[russell.paul.schneider@monsanto.com](mailto:russell.paul.schneider@monsanto.com); [otrobinson@tenkoz.com](mailto:otrobinson@tenkoz.com);  
[nancy.robey@microflocompany.com](mailto:nancy.robey@microflocompany.com); [lesshockey@drexchem.com](mailto:lesshockey@drexchem.com); Parshley Tom USGR;  
[jgehring@sipcamagrousa.com](mailto:jgehring@sipcamagrousa.com); [srawlinsmana@aol.com](mailto:srawlinsmana@aol.com); [bjkaminski@dow.com](mailto:bjkaminski@dow.com);  
[annies@manainc.com](mailto:annies@manainc.com); [lchan@drexchem.com](mailto:lchan@drexchem.com); [Rebecca.M.Ashley@USA.dupont.com](mailto:Rebecca.M.Ashley@USA.dupont.com);  
[dawn.m.fee-white@monsanto.com](mailto:dawn.m.fee-white@monsanto.com); [kim@regwest.com](mailto:kim@regwest.com); [michael@brazosassociates.com](mailto:michael@brazosassociates.com);  
[Glenda.Haage@UAP.com](mailto:Glenda.Haage@UAP.com); [kleppec@basf-corp.com](mailto:kleppec@basf-corp.com); [Chris.Wible@Scotts.com](mailto:Chris.Wible@Scotts.com);  
[Paula.Bodey@Scotts.com](mailto:Paula.Bodey@Scotts.com); [alicewalker@epaconsulting.net](mailto:alicewalker@epaconsulting.net); [gchalvorson@agrilliance.com](mailto:gchalvorson@agrilliance.com);  
[bill\\_metzger@spectrumbrands.com](mailto:bill_metzger@spectrumbrands.com); [bill.washburn@microflocompany.com](mailto:bill.washburn@microflocompany.com);  
[diane@cpda.com](mailto:diane@cpda.com); [JCDIEM@aol.com](mailto:JCDIEM@aol.com); [b.l.riidsdale@att.net](mailto:b.l.riidsdale@att.net); [mripato@tenkoz.com](mailto:mripato@tenkoz.com);  
[lou\\_laderman@spectrumbrands.com](mailto:lou_laderman@spectrumbrands.com); [akersr@basf.com](mailto:akersr@basf.com); [eric.tamichi@valent.com](mailto:eric.tamichi@valent.com);  
[morrisg@albaughinc.com](mailto:morrisg@albaughinc.com)

**Subject: Notification Addition of "terraced" to atrazine labels.**

In the Environmental Hazards Section of your Agency accepted atrazine label, you may change "tile-outletted fields containing standpipes" to "tile-outletted terraced fields containing standpipes". If you make the change, this section of the Environmental Hazard Section would then read:

"One of the following restrictions must be used in applying atrazine to tile-terraced fields containing standpipes:

- Do not apply within 66 feet of standpipes in tile-outletted terraced fields.
- Apply this product to the entire tile-outletted terraced field and immediately incorporate it to a depth of 2-3 inches in the entire field.
- Apply this product to the entire tile-outletted terraced field under a no-till practice only when a high crop residue management practice is practiced. High crop residue management is described as a crop management practice where little or no crop residue is removed from the field during and after crop harvest."

If this is the only change you are making to your label, you may submit this change as a notification following the procedures in PR 98-10.

Notifications to make this change should be submitted to:

Jim Tompkins  
Product Manager 25  
Registration Division (7505C)  
USEPA Ariel Rios Building (AR)  
1200 Pennsylvania Avenue, NW  
Washington DC 20460

cc: [unreadable]



United States  
 Environmental Protection Agency  
 Washington, DC 20460

Registration  
 Amendment  
 Other

OPP Identifier Number

3/24

**Application for Pesticide - Section I**

1. Company/Product Number Van Diest Supply Company/11773-13	2. EPA Product Manager James Tompkins	3. Proposed Classification <input type="checkbox"/> None <input type="checkbox"/> Restricted
4. Company/Product (Name) Van Diest Supply Company/Cornbelt Atrazine 90DF	PM# 25	
5. Name and Address of Applicant (Include ZIP Code) Van Diest Supply Company P. O. Box 610 Webster City, IA 50595 <input type="checkbox"/> Check if this is a new address	6. Expedited Review. In accordance with FIFRA Section 3(c)(3) (b)(i), my product is similar or identical in composition and labeling to:  EPA Reg. No. _____ Product Name _____	

**Section - II**

<input type="checkbox"/> Amendment - Explain below.	<input type="checkbox"/> Final printed labels in response to Agency letter dated _____	<b>NOTIFICATION</b>  <b>FEB 15 2008</b>
<input type="checkbox"/> Resubmission in response to Agency letter dated _____	<input type="checkbox"/> "Me Too" Application.	
<input checked="" type="checkbox"/> Notification - Explain below.	<input type="checkbox"/> Other - Explain below.	

Explanation: Use additional page(s) if necessary. (For Section I and Section II.)

Adding the word "terraced" after the words "tile-outletted" per e-mail from Jim Tompkins (see attached copy of e-mail).

This notification is consistent with the provisions of PR Notice 98-10 and EPA regulations at 40 CFR 152.46, and no other changes have been made to the labeling or the confidential statement of formula of this product. I understand that it is a violation of 18 U.S.C. Sec. 1001 to willfully make any false statement to EPA. I further understand that if this notification is not consistent with the terms of PR Notice 98-10 and 40 CFR 152.46, this product may be in violation of FIFRA and I may be subject to enforcement action and penalties under section 12 and 14 of FIFRA.

**Section - III**

1. Material This Product Will Be Packaged In:				2. Type of Container	
Child-Resistant Packaging <input type="checkbox"/> Yes* <input type="checkbox"/> No	Unit Packaging <input type="checkbox"/> Yes <input type="checkbox"/> No	Water Soluble Packaging <input type="checkbox"/> Yes <input type="checkbox"/> No	Metal <input type="checkbox"/>		Plastic <input type="checkbox"/>
*Certification must be submitted		If "Yes" Unit Packaging wgt. No. per Container 2	If "Yes" Unit Packaging wgt. No. per container		Glass <input type="checkbox"/>
					Paper <input type="checkbox"/>
					Other (Specify) _____
3. Location of Net Contents Information <input type="checkbox"/> Label <input type="checkbox"/> Container		4. Size(s) Retail Container		5. Location of Label Directions <input type="checkbox"/> On Label <input type="checkbox"/> On Labeling accompanying product	
6. Manner in Which Label is Affixed to Product		<input type="checkbox"/> Lithograph <input type="checkbox"/> Paper glued <input type="checkbox"/> Stenciled		<input type="checkbox"/> Other _____	

**Section - IV**

1. Contact Point (Complete items directly below for identification of individual to be contacted, if necessary, to process this application.)					
Name Tim Nilles (tim.nilles@vdsc.com)		Title Inventory Manager		Telephone No. (Include Area Code) (515) 832-2366	
Certification I certify that the statements I have made on this form and all attachments thereto are true, accurate and complete. I acknowledge that any knowingly false or misleading statement may be punishable by fine or imprisonment or both under applicable law.					6. Date Application Received (Stamped)
2. Signature 		3. Title Inventory Manager			
4. Typed Name Tim Nilles		5. Date January 9, 2008			

EPA Form 8570-1 (Rev. 8-94) Previous editions are obsolete.

4/24

**RESTRICTED USE PESTICIDE  
(GROUND AND SURFACE WATER CONCERNS)**

**FOR RETAIL SALE TO AND USE ONLY BY CERTIFIED APPLICATORS OR PERSONS UNDER THEIR DIRECT SUPERVISION, AND ONLY FOR THOSE USES COVERED BY THE CERTIFIED APPLICATOR'S CERTIFICATION.**

**THIS PRODUCT IS A RESTRICTED-USE HERBICIDE DUE TO GROUND AND SURFACE WATER CONCERNS. USERS MUST READ AND FOLLOW ALL PRECAUTIONARY STATEMENTS AND INSTRUCTIONS FOR USE IN ORDER TO MINIMIZE POTENTIAL FOR ATRAZINE TO REACH GROUND AND SURFACE WATER.**

**CORNBELT® ATRAZINE 90DF**

**Herbicide for season-long weed control in corn, sorghum and certain other crops.**

**ACTIVE INGREDIENTS:**

Atrazine: 2-chloro-4-ethylamino-6-isopropylamino-s-triazine .....	88.5%
Related compounds.....	1.5%
<b>INERT INGREDIENTS.....</b>	<b>10.0%</b>
<b>Total .....</b>	<b>100.0%</b>

**Cornbelt Atrazine 90DF contains 0.9 lbs. active ingredients per pound of product.**

**Cornbelt Atrazine 90DF is a water dispersible granule.**

**EPA Reg. No. 11773-13**

**EPA Est. No. 11773-IA-1**

**KEEP OUT OF REACH OF CHILDREN  
CAUTION**

**IMPORTANT: Read the entire Directions For Use and the Conditions of Sale and Warranty before using this product.**

**Aerial application of this product is prohibited.**

**NOTIFICATION**

**FEB 15 2008**

**FIRST AID**

**IF IN EYES**

- Hold eye open and rinse slowly and gently with water for 15-20 minutes.
- Remove contact lenses, if present, after the first 5 minutes, then continue rinsing eye.
- Call a poison control center or doctor for treatment advice.

**IF SWALLOWED**

- Call poison control center or doctor immediately for treatment advice.
- Have person sip a glass of water if able to swallow.
- Do not induce vomiting unless told to do so by a poison control center or doctor.
- Do not give anything by mouth to an unconscious person.

**IF INHALED**

- Move person to fresh air.
- If person is not breathing, call 911 or an ambulance, then give artificial respiration, preferably by mouth-to-mouth, if possible.
- Call a poison control center or doctor for further treatment advice.

**IF ON SKIN  
OR CLOTHING**

- Take off contaminated clothing.
- Rinse skin immediately with plenty of water for 15-20 minutes.
- Call a poison control center or doctor for treatment advice.

Have the product container or label with you when calling a poison control center or doctor, or going for treatment. You may also contact PROSAR at 1-877-250-9291 for medical treatment.

**NOTE TO PHYSICIAN:**

There is no specific antidote for atrazine. If this product is ingested, induce emesis or lavage stomach. The use of an aqueous slurry of activated charcoal may be considered.

6/24

## PRECAUTIONARY STATEMENTS

### HAZARDS TO HUMANS (& DOMESTIC ANIMALS)

**CAUTION:** Causes moderate eye irritation.

Harmful if swallowed, inhaled, or absorbed through skin. Do not breathe dust or spray mist. Avoid contact with eyes, skin or clothing.

#### Personal Protective Equipment (PPE)

Some materials that are chemical-resistant to this product are listed below. If you want more options, follow the instructions for category A on an EPA chemical-resistance category selection chart.

Mixers, loaders, cleaners of equipment or spills, and other handlers exposed to the concentrate must wear:

- Coveralls over long sleeved shirt and long pants,
- Chemical-resistant gloves, such as barrier laminate, butyl rubber ≥14 mils, nitrile rubber ≥14 mils, neoprene rubber ≥14 mils, natural rubber ≥14 mils, polyethylene, polyvinyl chloride (PVC) ≥14 mils, or viton ≥14 mils
- Chemical resistant footwear plus socks,
- Protective eyewear,
- Chemical-resistant apron, and
- A NIOSH-approved dust/mist filtering respirator with any R, P, or HE filter or a NIOSH-approved dust/mist filtering respirator with approval number prefix TC-21C.

Applicators and all other handlers exposed to the dilute must wear:

- Long-sleeved shirt and long pants,
- Protective eyewear,
- Shoes plus socks, and
- Chemical-resistant gloves, such as barrier laminate, butyl rubber ≥14 mils, nitrile rubber ≥14 mils, neoprene rubber ≥14 mils, natural rubber ≥14 mils, polyethylene, polyvinyl chloride (PVC) ≥14 mils, or viton ≥14 mils.

Aerial application is prohibited

See Engineering Control Statements for additional requirements.

Follow manufacturer's instructions for cleaning/maintaining PPE. If no such instructions for washables exist, use detergent and hot water. Keep and wash PPE separately from other laundry. Discard clothing and other absorbent materials that have been drenched or heavily contaminated with this product's concentrate. Do not reuse them.

#### Engineering Control Statements

When applicators use enclosed cabs in a manner that meets the requirements listed in the Worker Protection Standard (WPS) for agricultural pesticides [40 CFR 170.240(d)(5)], the handler PPE requirements may be reduced or modified as specified in the WPS.

**User Safety Recommendations**

**Users should:**

- Wash hands before eating, drinking, chewing gum, using tobacco or using the toilet.
- Remove clothing/PPE immediately if pesticide gets inside. Then wash thoroughly and put on clean clothing.
- Users should remove PPE immediately after handling this product. Wash the outside of gloves before removing. As soon as possible, wash thoroughly and change into clean clothing.

**ENVIRONMENTAL HAZARDS**

Atrazine can travel (seep or leach) through soil and can enter ground water which may be used as drinking water. Atrazine has been found in ground water. Users are advised not to apply atrazine to sand and loamy sand soils where the water table (ground water) is close to the surface and where these soils are very permeable, i.e., well-drained. Your local agricultural agencies can provide further information on the type of soil in your area and location of ground water.

This product must not be mixed or loaded within 50 feet of intermittent streams and rivers, natural or impounded lakes and reservoirs. This product must not be applied within 66 feet of points where field surface water runoff enters perennial or intermittent streams and rivers or within 200 feet of natural or impounded lakes and reservoirs. If this product is applied to highly erodible land, the 66 foot buffer or setback from runoff entry points must be planted to crop, seeded with grass or other suitable crop.

This product must not be mixed or loaded, or used within 50 feet of all wells, including abandoned wells, drainage wells, and sink holes. Operations that involve mixing, loading, rinsing, or washing of this product into or from pesticide handling or application equipment or containers within 50 ft. of any well are prohibited, unless conducted on an impervious pad constructed to withstand the weight of the heaviest load that may be positioned on or moved across the pad. Such a pad shall be designed and maintained to contain any product spills or equipment leaks, container or equipment rinse or wash water, and rain water that may fall on the pad. Surface water shall not be allowed to either flow over or from the pad which means the pad must be self-contained. The pad shall be sloped to facilitate material removal. An unroofed pad shall be of sufficient capacity to contain at a minimum 110% of the capacity of the largest pesticide container or application equipment on the pad. A pad that is covered by a roof of sufficient size to completely exclude precipitation from contact with the pad shall have a minimum containment capacity of 100% of the capacity of the largest pesticide container or application equipment on the pad. Containment capacities as described above shall be maintained at all times. The above-specified minimum containment capacities do not apply to vehicles when delivering pesticide to the mixing/loading sites.

Additional State imposed requirements regarding well-head setbacks and operational area containment must be observed.

8/24

## TILE-OUTLETTED TERRACED FIELDS CONTAINING STANDPIPES

One of the following restrictions must be used in applying atrazine to tile-outletted terraced fields containing standpipes:

1. Do not apply this product within 66 feet of standpipes in tile-outletted terraced fields.
2. Apply this product to the entire tile-outletted terraced field and immediately incorporate it to a depth of 2-3 inches in the entire field.
3. Apply this product to the entire tile-outletted terraced field under a no-till practice only when a high crop residue management practice is practiced. High crop residue management is described as a crop management practice where little or no crop residue is removed from the field during and after crop harvest.

This pesticide is toxic to aquatic invertebrates. Do not apply directly to water, to areas where surface water is present, or to intertidal areas below the mean high water mark. Do not apply when weather conditions favor drift from treated areas. Runoff and drift from treated areas may be hazardous to aquatic organisms in neighboring areas. Do not contaminate water when disposing of equipment wash water.

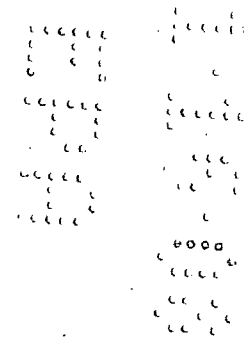
### DIRECTIONS FOR USE

It is a violation of federal law to use this product in a manner inconsistent with its labeling.

ANY USE OF THIS PRODUCT IN AN AREA WHERE USE IS PROHIBITED IS A VIOLATION OF FEDERAL LAW. Before using this product, you must consult the Atrazine Watershed Information Center (AWIC) to determine whether the use of this product is prohibited in your watershed. AWIC can be accessed through [www.atrazine-watershed.info](http://www.atrazine-watershed.info), or 1-866-365-3014. If use of this product is prohibited in your watershed, you may return this product to your point of purchase or contact Van Diest Supply Company for a refund.

Do not apply this product in a way that will contact workers or other persons, either directly or through drift. Only protected handlers may be in the area during application.

For any requirements specific to your State or Tribe, consult the agency responsible for pesticide regulation.





**AGRICULTURAL USE REQUIREMENTS**

Use this product only in accordance with its labeling and with the Worker Protection Standard, 40 CFR part 170. This Standard contains requirements for the protection of agricultural workers on farms, forests, nurseries, and greenhouses, and handlers of agricultural pesticides. It contains requirements for training, decontamination, notification, and emergency assistance. It also contains specific instructions and exceptions pertaining to the statements on this label about personal protective equipment (PPE), and restricted-entry interval. The requirements in this box only apply to uses of this product that are covered by the Worker Protection Standard.

Do not enter or allow worker entry into treated areas during the restricted entry interval (REI) of 12 hours. Exception: if the product is soil-injected or soil-incorporated, the Worker Protection standard, under certain circumstances, allows workers to enter the treated area if there will be no contact with anything that has been treated.

PPE required for early entry to treated areas that is permitted under the Worker Protection Standard and that involves contact with anything that has been treated, such as plants, soil or water, is:

- Coveralls
- Protective eyewear
- Shoes plus socks, and
- Chemical resistant gloves made of any waterproof material.

**NON-AGRICULTURAL USE REQUIREMENTS**

The requirements in this box apply to uses of this product that are NOT within the scope of the Worker Protection Standard for agricultural pesticides (40 CFR Part 170). The WPS applies when this product is used to produce agricultural plants on farms, forests, nurseries, or greenhouses.

Do not enter or allow others to enter until sprays have dried.

**FAILURE TO FOLLOW THE DIRECTIONS FOR USE AND PRECAUTIONS ON THIS LABEL MAY RESULT IN POOR WEED CONTROL, CROP INJURY, OR ILLEGAL RESIDUES.**

Do not apply this product through any type of irrigation system.

**STORAGE AND DISPOSAL**

Do not contaminate water, food, or feed by storage, disposal, or cleaning of equipment.

**Pesticide Storage:** Store in a dry place.

**Pesticide Disposal:** Open dumping is prohibited. Wastes resulting from the use of this product are acutely toxic. Improper disposal of unused pesticide, spray mixture, or rinsate is a violation of federal law. Pesticide, spray mixture, or rinsate that can not be used according to label instructions must be disposed of according to federal, state, and local procedures. For guidance in proper disposal methods, contact your State Pesticide or Environmental Control Agency, or the Hazardous Waste representative at the nearest EPA Regional Office.


**Container Disposal:** Completely empty bag into application equipment. Dispose of empty bag in a sanitary landfill, or by incineration, or by open burning, if allowed by state and local authorities. If burned, keep out of smoke.

For minor spills, leaks, etc., follow all precautions indicated on this label and clean up immediately. Take special care to avoid contamination of equipment and facilities during cleanup procedures and disposal of wastes. In the event of a major spill, fire or other emergency, call Chemtrec at (800) 424-9300.

**CONDITIONS OF SALE AND WARRANTY**

The Directions for Use of this product reflect the opinion of experts based on field use and tests. The directions are believed to be reliable and should be followed carefully. However, it is impossible to eliminate all risks inherently associated with use of this product. Crop injury, ineffectiveness, or other unintended consequences may result because of such factors as weather conditions, presence of other materials, or the manner of use or application all of which are beyond the control of Van Diest Supply Co. or the Seller. All such risks shall be assumed by the Buyer.

Van Diest Supply Co. warrants that this product conforms to the chemical description on the label and is reasonably fit for the purposes referred to in the Directions for Use subject to the inherent risks referred to above. Van Diest Supply Co. makes no other express or implied warranty of Fitness or Merchantability or any other express or implied warranty. In no case shall Van Diest Supply Co. or the Seller be liable for consequential, special, or indirect damages resulting from the use or handling of this product. Van Diest Supply Co. and the Seller offer this product, and the Buyer and user accept it, subject to the foregoing Conditions of Sale and Warranty, which may be varied only by agreement in writing signed by a duly authorized representative of Van Diest Supply Co.



**GENERAL INFORMATION**

**This herbicide controls many annual broadleaf and grass weeds in corn, sorghum, and certain other crops specified on this label. This product may be applied before or after weeds emerge.**

**Following many years of continuous use of this product and chemically related products, biotypes of some of the weeds listed on this label have been reported which cannot be effectively controlled by this and related herbicides. Where this is known or suspected, and weeds controlled by this product are expected to be present along with resistant biotypes, we recommend the use of this product in combinations or in sequence with other registered herbicides which are not triazines. If only resistant biotypes are expected to be present, use a registered non-triazine herbicide. Consult with your state Agricultural Extension Service for specific recommendations.**

**When tank mixing or sequentially applying atrazine or products containing atrazine to corn or sorghum, do not exceed an application rate of 2.0 lbs. active ingredient of atrazine per acre for any single application and the total pounds of atrazine applied must not exceed 2.5 lbs. active ingredient per acre per year.**

**When tank-mixing or sequentially applying atrazine or products containing atrazine to crops other than corn or sorghum, the total pounds of atrazine applied (lbs. a.i./A) must not exceed the specific seasonal rate limits as noted in the use directions.**

**Since this product acts mainly through root absorption, its effectiveness depends on moisture to move it into the root zone. If weeds develop, a shallow cultivation or rotary hoeing will generally result in better weed control.**

**DO NOT USE THIS PRODUCT ON CROPS GROWN FOR SEED. SOME INBREDS HAVE A VERY LOW TOLERANCE TO CHEMICALS AND THE USE OF THIS COMPOUND COULD RESULT IN INJURY TO A CROP GROWN FOR SEED.**

**This product is noncorrosive to equipment and metal surfaces, nonflammable, and has low electrical conductivity.**

**Avoid using near adjacent desirable plants or in greenhouses, or injury may occur.**

**Do not allow spray to drift from the application site and contact people, structures people occupy at any time and the associated property, parks and recreation areas, nontarget crops, aquatic and wetland areas, woodlands, pastures, rangelands, or animals.**

**For ground boom applications, apply with nozzle height no more than 4 feet above the ground or crop canopy and when wind speed is 10 mph or less at the application site as measured by an anemometer. Use medium or coarser spray according to ASAE 572 definition for standard nozzles of VMD for spinning atomizer nozzles.**

**The applicator also must use all other measures necessary to control drift.**

**Avoid spray overlap, as crop injury may result.**

Where the use directions give a range of rates, use the lower rate on coarse-textured soil and soil low in organic matter; use the higher rate on fine-textured soil and soil high in organic matter.

NOTE: VAN DIEST SUPPLY CO. does not recommend applications in combination with other herbicides or oils, except as specifically described on the label or in literature published by Van Diest Supply Co.

**APPLICATION PROCEDURES**

Aerial application of this product is prohibited.

Ground Application: Use conventional ground sprayers equipped with nozzles that provide accurate and uniform application. Be certain that nozzles are uniformly spaced and are the same size.

Calibrate sprayer before use and recalibrate at the start of each season and when changing carriers. Unless otherwise specified, use a minimum of 10 gals. of spray mixture/A for all preplant incorporated, preplant surface, preemergence, and postemergence applications (with or without oil or surfactant) with ground equipment.


Use a pump with capacity to (1) maintain 35-40 psi at nozzles, (2) provide sufficient agitation in tank to keep mixture in suspension, and (3) to provide a minimum of 20% bypass at all times. Use centrifugal pumps which provide propeller shear action for dispersing and mixing this product. The pump should provide a minimum of 10 gals./minute/100 gals. tank size circulated through a correctly positioned sparger tube or jets.

Use screens to protect the pump and to prevent nozzles from clogging. Screens placed on the suction side of the pump should be 16-mesh or coarser. Do not place a screen in the recirculation line. Use 50-mesh or coarser screens between the pump and boom, and where required, at the nozzles. Check nozzle manufacturer's recommendations.

For band applications, calculate amount to be applied per acre as follows:

<u>Band width in inches</u>	X	Broadcast rate	=	Amount needed
Row width in inches		per acre		per acre of field

Application in Water or Liquid Fertilizer: Nitrogen solution or complete liquid fertilizer may replace all or part of the water as a carrier for preemergence, preplant incorporated, or preplant surface ground application on corn and sorghum. Check the compatibility of this product with liquid fertilizer and/or nitrogen solution as shown in the Compatibility Agent section before use. Do not apply in nitrogen solution or complete liquid fertilizer after corn or sorghum emerges or crop injury may occur.



**Application in Water Plus Emulsifiable Oil or Oil Concentrate:** Adding emulsifiable oil (petroleum-derived, petroleum-derived oil concentrate, or single or mixed crop-derived oil concentrate) to postemergence water-based sprays in corn and sorghum may improve weed control. However, under certain conditions, the use of either type of oil may seriously injure the crop. To minimize this possibility, observe the following directions:

Use one of the following properly emulsified:

1. A suitable oil concentrate containing at least 1% but not more than 20% suitable emulsifier or surfactant blend.
2. Petroleum-derived oil containing at least 1% suitable emulsifier.

**NOTE:** In the event of a compatibility problem when mixing oil with Cornbelt Atrazine 90DF and water, a compatibility agent such as Compex or Unite should be used. Any of the above oils contaminated with water or other materials can cause compatibility problems and/or crop injury.


**Compatibility Test:** Since liquid fertilizers can vary, even within the same analysis, always check compatibility with herbicide(s) each time before use. Be especially careful when using complete suspension or fluid fertilizers as serious compatibility problems are more likely to occur. Commercial application equipment may improve compatibility in some instances. The following test assumes a spray volume of 25 gals. per acre. For other spray volumes, make appropriate changes in the ingredients. Check compatibility using this procedure:

1. Add 1 pint of fertilizer to each of 2 one-quart jars with tight lids.
2. To one of the jars add 1/4 tsp. or 1.2 milliliters of a compatibility agent approved for this use, such as Compex or Unite (1/4 tsp. is equivalent to 2 pts. per 100 gals. spray). Shake or stir gently to mix.
3. To both jars add the appropriate amount of herbicide(s). If more than one herbicide is used, add them separately with dry herbicides first, flowables next, and emulsifiable concentrates last. After each addition, shake or stir gently to thoroughly mix. The appropriate amount of herbicides for this test follows:

**Dry herbicides:** For each pound to be applied per acre, add 1.5 level teaspoons to each jar.

**Liquid herbicides:** For each pint to be applied per acre, add 0.5 teaspoon or 2.5 milliliters to each jar.

4. After adding all ingredients, put lids on and tighten, and invert each jar ten times to mix. Let the mixtures stand 15 minutes and then look for separation, large flakes, precipitates, gels, heavy oily film on the jar, or other signs of incompatibility. Determine if the compatibility agent is needed in the spray mixture by comparing the two jars. If either mixture separates, but can be remixed readily, the mixture can be sprayed as long as good agitation is used. If the mixtures are incompatible, test the following methods of improving compatibility: (A) slurry the dry herbicide(s) in water before addition, or (B) add 1/2 of the compatibility agent to the fertilizer and the other 1/2 to the emulsifiable concentrate or flowable herbicide before addition to the mixture. If incompatibility is still observed, do not use the mixture.



14/24

Mixing Procedures - All Uses: (1) Be sure sprayer is clean and not contaminated with any other materials, or crop injury or sprayer clogging may result. (2) Fill tank 1/4 full with clean water, nitrogen solution, or complete liquid fertilizer. (3) Start agitation. (4) Be certain that the agitation system is working properly and creates a rippling or rolling action on the liquid surface. (5) Pour product directly from bag into tank. (6) Continue filling tank until 90% full. Increase agitation if necessary to maintain surface action. (7) Add emulsifiable oil, oil concentrate, or tank mix herbicide(s) after this product is thoroughly suspended. (8) Finish filling tank. (9) Empty tank as completely as possible before refilling to prevent buildup of oil or emulsifiable concentrate residue. Maintain agitation to avoid separation of materials. (10) If an oil or emulsifiable concentrate film starts to build up in tank, drain it and clean with strong detergent solution or solvent. (11) Clean sprayer thoroughly immediately after use by flushing system with water containing a detergent.

Rotational Crops - All Uses: (1) Do not rotate to any crop except corn or sorghum until the following year, or injury may occur. (2) If applied after June 10, do not rotate with crops other than corn or sorghum the next year, or crop injury may occur. (3) In the High Plains and Intermountain areas of the West where rainfall is sparse and erratic or where irrigation is required, use only when corn or sorghum is to follow corn or sorghum or when a crop of untreated corn or sorghum is to precede other rotational crops. (4) In eastern parts of the Dakotas, KS, western MN, and NE, do not rotate to soybeans if the rate applied to corn or sorghum was more than 2.2 lbs./A of Cornbelt Atrazine 90DF or equivalent band application rate, or soybean injury may occur. (5) Injury may occur to soybeans planted the year following application on soils having a calcareous surface layer. (6) Do not plant sugar beets, tobacco, vegetables (including dry beans), spring-seeded small grains, or small-seeded legumes and grasses the year following application, or injury may occur.

**CORNBELT ATRAZINE 90DF APPLIED ALONE --CORN OR GRAIN SORGHUM\***

Preplant Surface-Applied, Preplant Incorporated, or Preemergence (or Postemergence at 2.2 lbs./A of Cornbelt Atrazine 90DF with Oil)

**Broadleaf and Grass Weeds Controlled**

Barnyardgrass (watergrass)\*\*\*  
green foxtail\*\*\*  
large (hairy) crabgrass\*\*  
wild oats  
witchgrass (Panicum capillare)\*\*\*  
yellow foxtail\*\*\*  
velvetleaf (buttonweed)\*\*\*

groundcherry  
jimsonweed  
kochia  
lambsquarters  
annual morningglory  
giant foxtail\*\*  
cocklebur\*\*

mustards  
nightshade  
pigweed  
purslane  
ragweed  
sicklepod\*\*


Postemergence with Emulsifiable Oil or Oil Concentrate in Water  
(at 1.3 lbs./A of Cornbelt Atrazine 90DF)

**Broadleaf Weeds Controlled**

annual morningglory  
cocklebur  
jimsonweed

lambsquarters  
mustards  
pigweed  
velvetleaf\*\*

ragweed  
smartweed  
wild buckwheat



15/24

**\*Where there are state/local requirements regarding atrazine use (including lower maximum rates and/or greater set-backs) which are different from the label, the more restrictive/protective requirements must be followed.**

**Certain states may have established rate limitations within specific geographical areas. Consult your state lead pesticide control agency for additional information. It is a violation of this label to deviate from state use regulations.**

**\*\*Partial control only.**

**\*\*\*Partial control only on medium and fine-textured soils.**

**CORN**

**Preplant Surface-Applied (Broadleaf and Grass Control): Use on medium- and fine-textured soils with minimum-tillage or no-tillage systems only in CO, IA, IL, IN, KS, KY, MN, MO, MT, ND, NE, SD, WI, and WY. Apply the recommended rate of Cornbelt Atrazine 90DF shown in Table 1 up to 45 days prior to planting. If an unsatisfactory length of weed control results from adverse environmental conditions following early treatment, a follow-up application of an appropriately labeled herbicide may be used. If the follow-up treatment includes atrazine, do not exceed the labeled rate for corn indicated in Table 1. On coarse-textured soils, do not apply more than two weeks prior to planting.**


**If weeds are present at the time of treatment, apply in tank mix combination with a contact herbicide (for example, Gramoxone Extra, or Roundup). Observe directions for use, precautions, and restrictions on the label of the contact herbicide.**

**NOTE: To the extent possible, do not move treated soil out of the row or move untreated soil to the surface during planting, or weed control will be diminished.**

**Preplant Incorporated (Broadleaf and Grass Control): Broadcast in spring after plowing at rate in Table 1. Apply to the soil and incorporate before, during, or after final seedbed preparation. Avoid deep incorporation. For best results, apply within two weeks prior to planting.**

**Preemergence or At-Planting (Broadleaf and Grass Control): Apply during or shortly after planting before weed emergence, at rate in Table 1.**

**Postemergence (Broadleaf and Grass Control): Apply before weeds exceed 1.5 inches in height and before corn exceeds 12 inches in height at rates recommended in Table 1.**



16/24

Table 1: Broadleaf and Grass Weed Control in Corn\*

**FOR ALL SOIL APPLICATIONS PRIOR TO CROP EMERGENCE**

- **On Highly Erodible Soils (as defined by the Natural Resources Conservation Service)**  
If conservation tillage is practiced, leaving at least 30% of the soil covered with plant residues at planting, apply a maximum of 2.2 lbs./A of Cornbelt Atrazine 90DF (2.0 lbs. a.i./A) as a broadcast spray. If the soil coverage with plant residue is less than 30% at planting, a maximum of 1.8 lbs./A of Cornbelt Atrazine 90DF (1.6 lbs.a.i./A) may be applied.
- **On Soils Not Highly Erodible**  
Apply 2.2 lbs./A of Cornbelt Atrazine 90DF (2.0 lbs. a.i./A) as a broadcast spray.

**FOR POSTEMERGE APPLICATION**

If no atrazine was applied prior to corn emergence, apply a maximum of 2.2 lbs./A of Cornbelt Atrazine 90DF (2.0 lbs. a.i./A) broadcast. If a postemergence treatment is required following an earlier atrazine application, the total atrazine applied may not exceed 2.5 lbs. active ingredient (2.8 lbs. of Cornbelt Atrazine 90DF) per acre per calendar year.

\*Broadleaf control (eastern CO, western KS, western NE, NM, OK Panhandle, west TX, and eastern WY): On sand, loamy sand, sandy loam, mild to strongly alkaline soil, and all recently leveled soil, apply no more than 1.3 lbs./A of Cornbelt Atrazine 90DF, either preplant surface, preplant incorporated, or preemergence. On other soils in these areas, apply rate in Table 1 for broadleaf and grass control.

Where there are state/local requirements regarding atrazine use (including lower maximum rates and/or greater set-backs) which are different from the label, the more restrictive/protective requirements must be followed. Certain states may have established rate limitations within specific geographical areas. Consult your state lead pesticide control agency for additional information. It is a violation of this label to deviate from state use regulations.

Postemergence With Emulsifiable Oil or Oil Concentrate in Water: Add the following volume of one of the type oils indicated for ground application unless the oil label specifies otherwise:

Type Oil	Ground Application
Oil Concentrate (Crop or Petroleum-derived)	1 qt./A
Petroleum-derived oil	1 gal./A

NOTE: Crop-derived or petroleum-derived oil concentrates should contain at least 1% but not more than 20% suitable emulsifier or surfactant blend. Petroleum-derived oils should contain at least 1% suitable emulsifier.

**Broadleaf and Grass Control:** For postemergence control of those weeds listed under Preplant Incorporated and Preemergence, broadcast 2.2 lbs./A of Cornbelt Atrazine 90DF plus emulsifiable oil or oil concentrate after weed emergence, but before weeds reach 1.5 inches in height and before corn exceeds 12 inches in height.



**Broadleaf Control:** For postemergence control of those weeds listed under Postemergence With Emulsifiable Oil or Oil Concentrate in Water, broadcast 1.3 lbs./A of Cornbelt Atrazine 90DF plus emulsifiable oil or oil concentrate before pigweed and lambsquarters reach 6 inches in height and before all other weeds reach 4 inches in height. A cultivation may be necessary if all weeds are not controlled or if weeds regrow.

**Precautions For Applications With Emulsifiable Oil or Oil Concentrate in Water:** (1) Inbred lines or any breeding stock may be severely injured by applications with emulsifiable oil or oil concentrate. (2) Adding other insecticides, herbicides, liquid fertilizers, or other materials is not recommended, because they may cause compatibility problems or crop injury. (3) Store and handle emulsifiable oil and oil concentrate carefully. Oil contaminated with even a small amount of water may not emulsify properly when added to the tank. To avoid crop injury, (4) Do not apply when crop is under stress from prolonged cold, wet weather, poor fertility, or other factors, or when crop is wet and succulent from recent rainfall. (5) Do not exceed 2.5 lbs. active ingredient (or 2.8 lbs. of Cornbelt Atrazine 90DF) per acre per calendar year. (6) Postemergence applications to corn must be made before corn exceeds 12 inches in height.

**TANK MIXTURES FOR CORN**

This product may be tank mixed with these herbicides for control of certain broadleaf and grass weeds in corn:

- |                                  |                                     |
|----------------------------------|-------------------------------------|
| Dual (metolachlor)               | Lasso or Lasso EC + Roundup         |
| Dual + Gramoxone Extra           | Lasso or Lasso EC + Gramoxone Extra |
| Dual + Roundup (glyphosate)      | Princep                             |
| Dual + Princep                   | Princep + Gramoxone Extra           |
| Dual + Princep + Gramoxone Extra | Princep + Roundup                   |
| Dual + Princep + Roundup         | Ramrod (propachlor)                 |
| Gramoxone Extra                  | Roundup                             |
| Lasso or Lasso EC (alachlor)     | Sutan+ 6.7E                         |

Use tank mix directions appearing on the labels of the above herbicides when tank mixing with this product. When tank mixing atrazine containing products, do not exceed 2.0 lbs. a.i./A of atrazine as a pre or post application or 2.5 lbs. a.i./A as the total of pre plus post applications per calendar year. Observe all precautions and limitations on labeling of product used in a particular tank mix.

**NOTE:** When the labels of the above herbicides refer to atrazine 80W, use equivalent rate of Cornbelt Atrazine 90DF. One lb. of 80W equals 0.9 lb. Cornbelt Atrazine 90DF.

**Princep 80W, Princep 4L, or Princep Caliber 90**

In addition to the weeds listed under Cornbelt Atrazine 90DF Applied Alone - Corn or Grain Sorghum - Preplant Surface-Applied, Preplant Incorporated, or Preemergence, this combination also controls crabgrass, fall panicum, and carpetweed.

Broadcast tank mix before planting, at planting, or after planting, but before crop and weeds emerge, at rates in Table 2. Use the 1:1 ratio for control of most weeds. Use the 1:2 ratio for expected heavy infestations of crabgrass and fall panicum. Cultivate shallowly if weeds develop.

**Preplant Surface-Applied:** Use on medium- and fine-textured soils with minimum-tillage or no-tillage systems only in CO, IA, IL, IN, KS, KY, MN, MO, MT, ND, NE, SD, WI, and WY. Apply the recommended rate of Cornbelt Atrazine 90DF and Princep shown in Table 2 up to 45 days prior to planting. Applications made less than 45 days prior to planting may be as either a split or single treatment. On coarse-textured soils, do not apply more than two weeks prior to planting. Refer to the Cornbelt Atrazine 90DF Alone - Preplant Surface-Applied section of the corn label for additional details.

18/24

If weeds are present at time of treatment, apply in a tank mix combination with a contact herbicide (for example, Gramoxone Extra or Roundup). Observe directions for use, precautions, and restrictions on the label of the contact herbicide.

NOTE: To the extent possible, do not move treated soil out of the row or move untreated soil to the surface during planting, or weed control will be diminished.

Preplant Incorporated: Apply to the soil and incorporate in the spring before, during, or after final seedbed preparation. Avoid deep incorporation. For best results, apply within two weeks prior to planting.

Preemergence: Apply during or shortly after planting, but before crop and weeds emerge.

Refer to Corn sections of this label and to Princep 80W, Princep Caliber 90 or Princep 4L labels for further directions, limitations, and precautions.

TABLE 2  
Tank Mixtures with Princep on Corn

Soil Texture	Broadcast Rate Per Acre			
	1:1 Ratio*		1:2 Ratio**	
	Cornbelt Atrazine 90DF	Princep 80W <sup>1</sup>	Cornbelt Atrazine 90DF	Princep 80W <sup>1</sup>
Sand, loamy sand, sandy loam	1.1 lbs.	1.25 lbs.	0.73 lb.	1.67 lbs.
Loam, silt loam, silt, clay loam, sandy clay loam, silty clay loam, sandy clay, or silty clay with low organic matter	1.3 lbs.	1.5 lbs.	0.88 lb.	2 lbs.
Loam, silt loam, silt, clay loam, sandy clay loam, silty clay loam, sandy clay, or silty clay with medium to high organic matter, and clay (including dark prairie soils of the Corn Belt)	1.6 lbs.	1.8 lbs.	1.07 lbs.	2.4 lbs.

\*For control of most weeds

\*\*For control of expected heavy infestations of crabgrass and fall panicum.

<sup>1</sup>When using Princep Caliber 90 or Princep 4L, use equivalent rates. One lb. of Princep 80W equals 0.9 lbs. of Princep Caliber 90 or 1.6 pts. of Princep 4L.

Princep 80W, Princep 4L, or Princep Caliber 90 Plus Roundup: Use as tank mixture for preemergence and postemergence control of certain broadleaf and grass weeds where corn will be planted directly into a cover crop, established sod, or in previous crop residues. Refer to Roundup label for all directions, weeds controlled, precautions, and limitations

.....  
.....  
.....  
.....  
.....  
.....  
.....  
.....  
.....  
.....

19/24

**Princep 80W, Princep 4L, or Princep Caliber 90 Plus Gramoxone Extra:** Use as tank mixture with Princep and Gramoxone Extra to kill existing vegetation and for residual weed control where corn will be planted directly into a cover crop, established sod, or in previous crop residues. Add this product and Princep to water in spray tank, agitating until thoroughly mixed. Then add Gramoxone Extra and a nonionic surfactant, such as Cornbelt Premier 90. Continue agitation during application. Broadcast 1.1-2.2 lbs. of this product plus 1.25-2.5 lbs. of Princep 80W (or 2-4pts. of Princep 4L, or 1.1-2.2 lbs. of Princep Caliber 90) plus a suitable amount of Gramoxone Extra in 20-60 gals. of water per sprayed acre. Refer to the Gramoxone Extra label for the appropriate rates to utilize in this tank mixture. Apply before, during, or after planting, but before corn emerges. Add 0.5 pt. of a nonionic surfactant, such as Cornbelt Premier 90, per 100 gal. of spray mixture. Use the higher rate of Gramoxone Extra specified on the label if existing vegetation is 4-6 inches tall. This mixture will not control weeds taller than 6 inches.

Refer to further limitations and precautions on labels for this product, Princep, and Gramoxone Extra.

**Precautions For All Applications to Corn:** (1) To avoid crop injury and illegal residues, do not apply more than 2.8 lbs./A of this product per year. (2) For best control of velvetleaf and cocklebur, the application rate cannot be less than 2 lbs./A active ingredient, either alone or in tank mix combinations. (3) Following harvest, plow (moldboard or disk-plow) and thoroughly till soil in fall or spring to minimize possible injury to spring-seeded rotational crops, regardless of rate used.

**Note For All Applications to Corn:** Do not graze or feed forage from treated areas for 60 days following application, or illegal residues may result. For sweet corn: do not graze or feed forage from treated areas for 45 days following application, or illegal residues may result.

---

**SORGHUM AND SORGHUM-SUDAN HYBRIDS  
(GRAIN and FORAGE TYPES)**

---

**Preplant Surface-Applied (Broadleaf and Grass Control):** Use on medium- and fine-textured soils with minimum-tillage or no-tillage systems only in CO, IA, IL, IN, KS, KY, MN, MO, MT, ND, NE, SD, WI and WY. Apply the recommended rate of Cornbelt Atrazine 90DF shown in Table 3 up to 45 days prior to planting. If an unsatisfactory length of weed control results from adverse environmental conditions following early treatment, a follow-up application of an appropriately labeled herbicide may be used. If the follow-up treatment includes atrazine, do not exceed the labeled rate for corn indicated in Table 1. Under dry conditions, irrigation after application is recommended to move Cornbelt Atrazine 90DF into the soil.

If weeds are present at time of treatment, apply in a tank mix combination with a contact herbicide (for example, Gramoxone Extra or Roundup). Observe directions for use, precautions, and restrictions on the label of the contact herbicide.

**NOTE:** To the extent possible, do not move treated soil out of the row or move untreated soil to the surface during planting, or weed control will be diminished.

**Preplant Incorporated (Broadleaf and Grass Control):** Broadcast in spring after plowing at rate shown in Table 3. Apply before, during, or after final seedbed preparation. If soil is tilled or worked after application, avoid deep incorporation. For best results, apply within two weeks prior to planting.

**Preemergence (Broadleaf and Grass Control):** Apply during or shortly after planting, but prior to weed or crop emergence at rate shown in Table 3.

**Postemergence (Broadleaf and Grass Control):** Apply at rate shown in Table 3 before weeds exceed 1.5 inches in height and before sorghum exceeds 12 inches in height.



Postemergence Broadleaf Weed Control With Surfactant (CO, western KS, NM, OK, and TX): Broadcast 1.3 lbs./A of Cornbelt Atrazine 90DF plus 0.75-1.5 pts. of surfactant after sorghum reaches 6 inches in height, but before weeds exceed 1.5 inches in height. Apply only on sandy loam and finer textured soil.

Precautions For All Applications to Sorghum: (1) Heavy rain immediately following application tends to cause excessive concentrations of herbicide in seed furrow, resulting in possible crop injury. Do not apply to furrow-planted sorghum until furrows are leveled (plowed in). Level deep planter marks or seed furrows before application. (2) Application to sorghum growing under stress caused by minor element deficiency or to sorghum growing on highly calcareous soil may result in crop injury. (3) Following harvest, plow (moldboard or disk-plow) and thoroughly till soil in fall or spring to minimize possible injury to spring-seeded rotational crops, regardless of rate used. (4) Injury may occur if both this herbicide, preplant surface, preplant incorporated, or preemergence, and an at-planting systemic insecticide applied in-furrow are used. (5) Do not apply more than 2.5 lbs. active ingredient (2.8 lbs. of this product) per acre per calendar year. (6) For all soil applications prior to crop emergence do not apply to coarse-textured soils, i.e., sand, loamy sand, sandy loam, or to medium and fine-textured soils having less than 1% organic matter, or injury may occur. (7) For postemergence applications, do not apply to sand or loamy sand, or injury may occur.

NOTE: Do not graze or feed forage from treated areas for 60 days following a preemergence application, or 45 days following a postemergence application, or illegal residues may result.

**TANK MIXTURES FOR GRAIN SORGHUM**

Dual 8E: Use as tank mixture with Dual 8E for control of those weeds listed on the Dual 8E label, as well as on this label. Use this tank mixture only on sorghum seed treated with Concep. Refer to Dual 8E label for all directions, precautions, and limitations.

**WINTER WEED CONTROL IN TEXAS**


For postemergence control of winter weeds only, such as henbit, seedling dock, and annual thistle on fall bedded land in the Gulf Coast and Blacklands of Texas, apply 0.9-1.1 lbs./A of Cornbelt Atrazine 90DF postemergence to the weeds in November or December to land that will be planted to corn, grain sorghum or forage sorghum the following spring. For best results, add a suitable surfactant, such as Cornbelt Premier 90, at the rate of 0.5% of the spray volume, an emulsifiable oil at the rate of 1.0% of the spray volume, or an oil concentrate at the rate of 1 qt. per acre.

Normal weed control programs may be used in the following corn, grain sorghum or forage sorghum crop.

NOTE: Do not plant any crops except corn, grain sorghum or forage sorghum the spring following this treatment, or illegal residues may result.

**CORNBELT ATRAZINE 90DF ALONE - CHEMICAL FALLOW**

Do not apply more than 2.25 lbs. a.i./A for any application and do not apply more than one application per season.



**Wheat-Sorghum-Fallow:** To control annual broadleaf and grass weeds following wheat harvest and in the following sorghum crop when grown under minimum tillage, broadcast 2.5 lbs./A of Cornbelt Atrazine 90DF to wheat stubble immediately following wheat harvest. If weeds are present at application, remove them with a sweep plow or other suitable implement after application, or use an approved contact herbicide before or after the application of Cornbelt Atrazine 90DF. Plant sorghum into wheat stubble the following spring with minimum soil disturbance. Use a surface planter or a planter leaving a shallow furrow. If weeds are present at planting, remove them with a sweep plow or other suitable implement before planting. In the event that grasses are present the following spring, use a grass herbicide registered for use on sorghum.

For the list of weeds controlled, see Cornbelt Atrazine 90DF Applied Alone - Corn or Grain Sorghum - Preplant Surface-Applied, Preplant Incorporated, or Preemergence.

**Precautions:** (1) Use only on silt loam or finer textured soil, or crop injury may result. (2) Wheat-sorghum-fallow cropping sequence must be followed. (3) Do not apply following sorghum harvest.

**NOTE:** To avoid illegal residues, do not graze or feed forage from treated area to livestock. To avoid illegal residues and crop injury, do not plant any crop other than those on this label within 18 months following treatment.

**Wheat-Corn-Fallow (CO, KS, ND, NE, SD, AND WY):** This product controls cheatgrass (downy brome, chess), kochia, mustards, pigweed, Russian thistle, wild lettuce, wild sunflower, and volunteer wheat during period after wheat harvest. Weed control may extend into following corn crop grown under minimum tillage.

On soils in ND and SD with a pH greater than 7.5, do not apply more than 1.5 lbs. a.i./A for any application of Atrazine 90DF. Do not apply more than one application per season. For soils with a pH less than 7.5 in ND and SD, apply 1.0-2.0 lbs. a.i./A. Do not apply more than 2.0 lbs. a.i./A per season. Use the higher rate on fine-textured soils and where heavy weed infestations are expected. Use the lower rate on coarse-textured soils and where light weed infestations are expected. In the event grasses are present the following spring, use a grass herbicide registered for use on corn.

Follow directions for use, notes, and precautions in the "Wheat-Sorghum-Fallow" section above, substituting corn for references to sorghum.

**Wheat-Fallow-Wheat (CO, KS, MT, ND, NE, SD, and WY):** For preemergence control of cheatgrass (downy brome, chess), common lambsquarters, field pennycress, kochia, mustard, Russian thistle, wild lettuce, and suppression of volunteer wheat during fallow period of wheat-fallow-wheat rotation, broadcast 0.5-1.1 lbs./A of Cornbelt Atrazine 90DF on all soil except those listed under "Precautions." For control of pigweed and wild sunflower, use the higher rate. Apply to stubble ground. Treat only once during same fallow period.

© 2000  
Dow Agrosciences  
LLP  
Atrazine 90DF  
is a registered trademark  
of Dow Agrosciences  
LLP  
Atrazine 90DF  
is a registered trademark  
of Dow Agrosciences  
LLP

23  
/ 24

**TANK MIXTURES FOR CHEMICAL FALLOW**

**Wheat-Sorghum-Fallow or Wheat-Corn-Fallow (KS, NE)**

**Gramoxone Extra:** If weeds are present at application, a tank mix with Gramoxone Extra may be used. Broadcast 2.5 lbs. of Cornbelt Atrazine 90DF plus a suitable amount of Gramoxone Extra in 20-60 gals. of water/A by ground equipment. Refer to the Gramoxone Extra label for the appropriate rates to utilize in this tank mixture. Add 0.5-1 pt. of nonionic surfactant, such as Cornbelt Premier 90, per 100 gals. of spray mixture. Add Cornbelt Atrazine 90DF to spray tank first and thoroughly mix with water. Then add Gramoxone Extra, followed by surfactant. Use the higher rate of Gramoxone Extra specified on the label if weeds are 4-6 inches tall. This mixture will not control weeds taller than 6 inches. Apply to stubble ground. Treat only once during same fallow period. Refer to Gramoxone Extra label for further directions, precautions, and limitations.

**Wheat-Fallow-Wheat (CO, KS, ND, NE, SD, and WY)**

**Gramoxone Extra:** If weeds are present at application, a tank mix with Gramoxone Extra may be used. Broadcast 0.5-1.1 lbs./A of Cornbelt Atrazine 90DF plus a suitable amount of Gramoxone Extra in 20-60 gals. of water/A by ground equipment. Add 0.5-1 pt. of a nonionic surfactant, such as Cornbelt Premier 90, per 100 gals. of spray mixture. Add Cornbelt Atrazine 90DF to spray tank first and thoroughly mix with water. Then add Gramoxone Extra, followed by surfactant. Use the higher rate of Gramoxone Extra specified on the label if weeds are 4-6 inches tall. This mixture will not control weeds taller than 6 inches. Apply to stubble ground. Treat only once during same fallow period. Refer to Gramoxone Extra label for further directions, precautions, and limitations.

If weeds are present at application and this product is used alone, use either an approved contact herbicide before or after treatment, or tillage after treatment.

Use tillage to control weeds which escape during fallow period. Till before planting. For this product applied alone or in tank mixture with Gramoxone Extra, plant at least 2 inches deep and 12 months or more after application.

**Precautions:** To avoid crop injury, (1) Do not use on sand soils. (2) Do not treat eroded hillsides, caliche and rocky out-croppings, or exposed calcareous subsoil. (3) Do not treat soils of the Rosebud and Canyon Series in western NE and adjoining counties in CO and WY. (4) Do not treat soils with calcareous surface layers. (5) Avoid spray overlap.

**NOTE:** Do not graze treated areas within 6 months after application, or illegal residues may result.

**ROADSIDES**

- Do not apply more than 1.0 lb. a.i./A for any application.
- Do not apply more than one application per year.

To control certain annual weeds in established perennial grasses along roadsides in CO, KS, MT, NE, ND, SD, and WY, including cheatgrass (downy brome, chess), common (annual) broomweed, little barley, medusahead, sagewort, and tumble mustard, broadcast 1.1 lbs./A of Cornbelt Atrazine 90DF in a minimum of 10 gallons of water by ground equipment in the fall before ground freezes, or after thawing in the spring, but before established grasses green-up and before weeds emerge.

Examples of desirable established grasses include big bluestem, bluegrama, bromegrass, buffalograss, crested wheatgrass, Indiangrass, little bluestem, sideoats grama, switchgrass, and Western wheatgrass. Apply only once per year. Temporary discoloration or other form of injury to the desirable perennial grasses may occur following application.

**NOTE:** To avoid illegal residues, (1) Do not cut or feed roadside grass hay. (2) Do not allow livestock to graze treated areas.

