

Please read instructions on reverse before completing form.

Form Approved OMB No. 2070-0060 Approval expires 11-30-93

	United States Environmental Protection Agency Office of Pesticide Programs (H7505C) Washington, DC 20460	<input type="checkbox"/> Registration <input checked="" type="checkbox"/> Amendment <input type="checkbox"/> Other	OPP Identifier Number 186625
	Application for Pesticide:		

Section I		
1. Company/Product Number Van Diest Supply Co./11773-4	2. EPA Product Manager Joanne Miller	3. Proposed Classification <input type="checkbox"/> None <input type="checkbox"/> Restricted
4. Company/Product (Name) Van Diest Supply Co./C.B. 6 Lb. Lo	PM# 23 Vol Ester	
5. Name and Address of Applicant (Include ZIP Code) Van Diest Supply Co. 1434 220th St. P.O. Box 610 Webster City, IA 50595 <input type="checkbox"/> Check if this is a new address	6. Expedited Review. In accordance with FIFRA Section 3(c)(3) (b)(i), my product is similar or identical in composition and labeling to: EPA Reg. No. _____ Product Name _____	

Section II	
<input type="checkbox"/> Amendment - Explain below <input type="checkbox"/> Resubmission in response to Agency letter dated _____ <input checked="" type="checkbox"/> Notification - Explain below.	<input type="checkbox"/> Final printed labels in response to Agency letter dated _____ <input type="checkbox"/> "Me Too" Application. <input type="checkbox"/> Other - explain below.

NOTIFICATION
APR 24 1996

Explanation: Use additional page(s) if necessary. (For section I and Section II.)
 Notification Per PR Notice 88-6
 Deleting the sentence "on cropland and along roadsides, do not exceed 20 psi pressure?" from label.
 This is to certify that this notification meets every requirement of PR Notice 88-6

Section III			
1. Material This Product Will Be Packaged In:			
Child-Resistant Packaging <input type="checkbox"/> Yes* <input type="checkbox"/> No	Unit Packaging <input type="checkbox"/> Yes <input type="checkbox"/> No If "Yes," Unit Package wgt. No. per container	Water Soluble Packaging <input type="checkbox"/> Yes <input type="checkbox"/> No If "Yes," Package wgt. No. per container	2. Type of Container <input type="checkbox"/> Metal <input type="checkbox"/> Plastic <input type="checkbox"/> Glass <input type="checkbox"/> Paper <input type="checkbox"/> Other (Specify) _____
3. Location of Net Contents Information <input type="checkbox"/> Label <input type="checkbox"/> Container		4. Size(s) of Retail Container	5. Location of Label Directions <input type="checkbox"/> On Label <input type="checkbox"/> On Labeling accompanying product
6. Manner in Which Label Is Affixed To Product <input type="checkbox"/> Lithograph <input type="checkbox"/> Paper glued <input type="checkbox"/> Stenciled <input type="checkbox"/> Other (_____)			

Section IV		
1. Contact Point (Complete items directly below for identification of individual to be contacted, if necessary, to process this application.)		
Name Tim Nilles	Title Marketing Specialist	Telephone No. (Include Area Code) (515) 832-2366

I certify that the statements I have made on this form and all attachments thereto are true, accurate and complete. I acknowledge that any knowingly false or misleading statement may be punishable by fine or imprisonment or both under applicable law.		6. Date Application Received (Stamped)
2. Signature 	3. Title Marketing Specialist	
4. Typed Name Tim Nilles	5. Date 3/14/96	

After

2 9 12

CORNBELT 6 LB. LOVOL ESTER

EMULSIFIABLE LIQUID HERBICIDE

**Herbicide for the control of many broadleaf weeds,
herbaceous perennials and woody plants
susceptible to 2,4-D in grass pastures,
certain crops and non-crop areas**

ACTIVE INGREDIENT

2,4-Dichlorophenoxyacetic Acid	87.7%
2-Ethylhexyl ester*	
INERT INGREDIENTS	12.3%
	100.0%

This product contains 2,4-Dichlorophenoxyacetic Acid Equivalent* 58.3% -- 5.6 lb./gal.
*Isomer Specific by AOAC Method No. 978.05 (15th Ed.)

**CAUTION
AGRICULTURAL CHEMICAL
KEEP OUT OF REACH OF CHILDREN
See Side Panel For Additional Cautions**

EPA Reg. No. 11773-4

EPA Est. No. 11773-IA-1

Statement of Practical Treatment


In case of contact, wash skin with soap and water: For eyes, flush with water for at least 15 minutes and get medical attention. If swallowed, DO NOT induce vomiting. Get medical attention. Contains petroleum distillate. NOTE TO PHYSICIAN: May cause chemical pneumonitis if aspirated. If lavage is performed, suggest endotracheal and/or esophagoscopic control. Never give anything by mouth to an unconscious person.

PRECAUTIONARY STATEMENTS

**HAZARDS TO HUMANS
(AND DOMESTIC ANIMALS)**

CAUTION

Harmful if swallowed or absorbed through skin. May cause allergic skin reaction. Do not get in eyes, on skin, or on clothing. Avoid breathing vapors or spray mist.



Personal Protective Equipment:

Some materials that are chemical-resistant to this product are listed below. If you want more options, follow the instructions for category E on an EPA chemical resistance category selection chart.

Applicators and other handlers must wear:

- Long-sleeved shirt and long pants
- Chemical-resistant gloves, such as Barrier Laminate or Nitrile Rubber or Neoprene Rubber or Viton
- Shoes plus socks
- Protective eyewear
- For containers over 1 gallon but less than 5 gallons: Mixers and loaders who do not use a mechanical system (probe and pump) to transfer the contents of this container must wear coveralls or a chemical-resistant apron in addition to the other required PPE.

Follow manufacturer's instructions for cleaning/maintaining PPE. If no such instructions for washables, use detergent and hot water. Keep and wash PPE separately from other laundry. After each day of use, clothing or PPE must not be reused until it has been cleaned.

Engineering Controls Statements:

For Containers of 5 Gallons or More: A mechanical transfer system (such as probe and pump) must be used for transferring the contents of this container. If the contents of a non-refillable pesticide container are emptied, the probe must be rinsed before removal. If the mechanical system is used in a manner that meets the requirements listed in the Worker Protection Standard (WPS) for agricultural pesticides [40 CFR 170.240(d)(4)], the handler PPE requirements may be reduced or modified as specified in the WPS.

When handlers use closed systems, enclosed cabs or aircraft in a manner that meets the requirements listed in the Worker Protection Standard (WPS) for agricultural pesticides [40 CFR 170.240(d) (4-6)], the handler PPE requirements may be reduced or modified as specified in the WPS.

USER SAFETY RECOMMENDATIONS	
Users should:	
<ul style="list-style-type: none"> • Wash hands before eating, drinking, chewing gum, using tobacco, or using the toilet. • Remove clothing immediately if pesticide gets inside. Then wash thoroughly and put on clean clothing. • Remove PPE immediately after handling this product. Wash the outside of gloves before removing. As soon as possible, wash thoroughly and change into clean clothing. 	

ENVIRONMENTAL HAZARDS

Do not contaminate water by disposal of wastes or washing of spray equipment.

This product is toxic to fish. Do not apply directly to water. Apply the product only as specified on the label. Do not contaminate water used for irrigation or domestic purposes.

This product is toxic to aquatic invertebrates. Drift or runoff may adversely affect aquatic invertebrates and nontarget plants. Do not apply directly to water, to areas where surface water is present or to intertidal areas below the mean high water mark. Do not contaminate water when disposing of equipment washwaters.

Most cases of groundwater contamination involving phenoxy herbicides such as 2,4-D have been associated with mixing/loading and disposal sites. Caution should be exercised when handling 2,4-D pesticides at such sites to prevent contamination of groundwater supplies. Use of closed systems for mixing or transferring this pesticide will reduce the probability of spills. Placement of the mixing/loading equipment on an impervious pad to contain spills will help prevent groundwater contamination.

STORAGE AND DISPOSAL


Do not contaminate water, food or feed by storage or disposal. Do not ship or store with food, feeds, drugs or clothing.

STORAGE

This product may be stored in unheated buildings. Note: Cornbelt 6 lb. LoVol Ester exposed to subfreezing temperatures should be warmed to at least 40 degrees F and mixed thoroughly before use.

DISPOSAL

Pesticide: Pesticide wastes are toxic. Improper disposal of excess pesticide, spray mixture, or rinsate is a violation of Federal Law and may contaminate groundwater. If these wastes cannot be disposed of by use according to label instructions, contact your State Pesticide or Environmental Control Agency, or the Hazardous Waste representative at the nearest EPA Regional Office for guidance. **Container: PLASTIC:** Triple rinse (or equivalent). Then offer for recycling or reconditioning or puncture and dispose of in a sanitary landfill, or by incineration, or if allowed by state and local authorities, by burning. If burned, stay out of smoke. **METAL:** Triple rinse (or equivalent). Then offer for recycling or reconditioning, or puncture and dispose of in a sanitary landfill, or by other approved state and local procedures.



5 9 12

DIRECTIONS FOR USE

IT IS A VIOLATION OF FEDERAL LAW TO USE THIS PRODUCT IN A MANNER INCONSISTENT WITH ITS LABELING.

Do not apply this product in a way that will contact workers or other persons, either directly or through drift. Only protected handlers may be in the area during application.

For any requirements specific to your State or Tribe, consult the agency responsible for pesticide regulation.


AGRICULTURAL USE REQUIREMENTS

Use this product only in accordance with its labeling and with the Worker Protection Standard, 40 CFR part 170. This Standard contains requirements for the protection of agricultural workers on farms, forests, nurseries, and greenhouses, and handlers of agricultural pesticides. It contains requirements for training, decontamination, notification, and emergency assistance. It also contains specific instructions and exceptions pertaining to the statements on this label about personal protective equipment (PPE) and restricted-entry interval. The requirements in this box only apply to uses of this product that are covered by the Worker Protection Standard.

Do not enter or allow worker entry into treated areas during the restricted entry interval (REI) of 12 hours.

PPE required for early entry to treated areas that is permitted under the Worker Protection Standard and that involves contact with anything that has been treated, such as plants, soil, or water, is:

- Coveralls
- Chemical-resistant gloves, such as Barrier Laminate or Nitrile Rubber or Neoprene Rubber or Viton
- Shoes plus socks
- Protective eyewear




Apply Cornbelt 6 lb. LoVol Ester as water or oil spray during warm weather when weeds or brush are actively growing. Application under drought conditions often will give poor results. Use low spray pressure to minimize spray drift. Apply enough spray volume to provide uniform coverage of weeds and brush, usually 5 to 20 gallons per acre by ground equipment and 1 to 5 gallons by aircraft. Higher gallonage may be used if desired to improve spray coverage. Generally, the lower dosages recommended on this label will be satisfactory for young, succulent growth of sensitive weed species and under conditions where control is more difficult, the higher dosages will be needed. For crop uses, do not mix with oil or other adjuvants unless specifically recommended on this label. Deep-rooted perennial weeds such as Canada thistle and field bindweed and many woody plants usually require repeated applications for maximum control. Do not apply Cornbelt 6 lb. LoVol Ester where spray drift may contact nearby susceptible crops or other desirable plants or may contaminate water for irrigation or domestic use. Read and follow all Use Precautions given on this label.

DO NOT USE THIS PRODUCT ON CROPS GROWN FOR SEED. SOME INBREDS HAVE A VERY LOW TOLERANCE TO CHEMICALS AND THE USE OF THIS COMPOUND COULD RESULT IN INJURY TO A CROP GROWN FOR SEED.

Note: If there are uncertainties concerning special local use situations or specific crop variety tolerances to 2,4-D, consult your Agricultural Experiment Station or Extension Service Weed Specialists for advice.

To Prepare the Spray: (1) Fill the spray tank about half full with water then add the required amount of Cornbelt 6 lb. LoVol Ester with agitation, and finally the rest of the water. Note: Cornbelt 6 lb. LoVol Ester in water forms an emulsion which tends to separate unless the mixture is kept agitated. (2) If oil is added, first mix the Cornbelt 6 lb. LoVol Ester and the oil and then add this mixture to the water. However, with adequate agitation, the oil can be added after the Cornbelt 6 lb. LoVol Ester is mixed in the water. (3) If straight oil is used, a solution is formed and separation does not occur. Do not allow any water to get into the oil-herbicide mixture to avoid formation of an invert emulsion.

Local conditions may affect the use of herbicides. For advice in selecting treatments from this label to best fit local conditions, or if there are uncertainties concerning special local use situations or specific crop variety tolerances to 2,4-D, consult local Extension Service or University Specialists for advice.



USE PRECAUTIONS

Do not apply Cornbelt 6 lb. Lo Vol Ester herbicide directly to, or otherwise permit it to come into contact with cotton, grapes, fruit trees, vegetables, flowers or other desirable crop or ornamental plants which are sensitive to 2,4-D herbicide.

Do not apply in the vicinity of cotton, grapes, tomatoes or other desirable 2,4-D susceptible crop or ornamental vegetation.

Avoid Spray Drift: Applications should be made only when there is low hazard from spray drift since very small quantities of the spray, which may not be visible, may severely injure susceptible crops during both growing and dormant periods. Use coarse sprays to minimize drift since, under adverse weather conditions, fine spray droplets may drift a mile or more. A spray thickening agent, such as Nalco-Trol or StaPut, may be used with this product to aid in reducing spray drift. If used, follow all use recommendations and precautions on the product label.


Drift from aerial or ground application may be reduced by:

1. Applying as near to the target as possible in order to obtain coverage.
2. By increasing the volume of spray mix per acre.
3. By decreasing the pounds of pressure at the nozzle tips.
4. By using nozzles which produce a coarse spray pattern.
5. By not applying when wind is blowing toward susceptible crops or valuable plants.
6. (Aerial) By using straight stream nozzles directed straight back and using a spray boom no longer than 3/4 the wing or rotor span of aircraft.

Do not apply this product through any type of irrigation system.

At high temperatures (above 95 degrees F) vapors from this product may injure susceptible plants growing nearby. Do not use in a greenhouse. Excessive amounts of this herbicide in the soil may temporarily inhibit seed germination or plant growth.

Do not contaminate irrigation ditches or water used for irrigation or domestic purposes. To avoid injury to desirable plants, do not handle or apply other agricultural chemicals with the same equipment used for Cornbelt 6 lb. LoVol Ester except as specified on this label.



WEEDS CONTROLLED

Cornbelt 6 lb. LoVol Ester herbicide is recommended for control of numerous broadleaf weeds and certain 2,4-D susceptible woody plants without injury to most established grasses. Species controlled include the following, plus many others.


beggarticks	elderberry	pennycress	spanishneedles
bitterweed	fanweed	pepperweed, field	sumac
blueweed, Texas	galinsoga	pigweed	sunflower
broomweed	garlic, wild	plantains	sweetclover
buckbrush	goatsbeard	poorjoe	tansymustard
buckwheat, wild	halogeton	rabbitbrush	tansyragwort
burdock	hemp, wild	raddish, wild	thistle, bull
burhead	jewelweed	ragweed	thistle, musk
carpetweed	jimsonweed	rape, wild	thistle, Russian
catnip	kochia	redstem	tumbleweed
chamise	lambquarter	sage, coastal	velvetleaf
chicory	loco, bigbend	sagebrush, big	vervains
cocklebur	mallow, Venice	sagebrush, sand	vetch
coffeeweed	manzanita	salsify	water plantain
cornflower	marshelder	sand shinnery oak	willow
coyotebrush	milkvetch	shepherdspurse	witchweed
croton	morningglory, annual	sicklepod	wormwood
dandelion	mustards	smartweed	yellow rocket
docks	nettles	sneezeweed, bitter	yellow starthistle
dogfennel	onion, wild	sowthistle, annual	

WEED CONTROL IN SMALL GRAINS NOT UNDERSEEDED WITH A LEGUME: Note: Do not permit dairy animals or meat animals being finished for slaughter to forage or graze treated grain fields within 2 weeks after treatment.

Spring Wheat and Barley: Apply 1/3 to 2/3 pint per acre. Spray when grain is in full tiller stage (usually 4 to 8 inches tall) but before the boot stage and when weeds are small. Do not apply before the tiller stage nor from early boot to the dough stage. Higher rates, up to 1 1/3 pints per acre, may be needed to handle difficult weed problems in certain areas such as under dry conditions especially in western areas. However, do not use unless possible crop injury will be acceptable.

Winter Wheat and Rye: Apply 1/3 to 1/2 pint per acre in the spring at the full tiller stage but before the early boot stage.

Spring Seeded Oats: Apply 1/3 pint per acre at the full tiller stage but before the early boot stage. Oats are less tolerant to 2,4-D than wheat or barley and are more likely to suffer some injury.



Fall Seeded Oats (Southern) Grown for Grain: Apply 1/2 to 1 pint per acre after full tillering but before the early boot stage. Some difficult weeds may require higher rates for maximum control but crop injury may result. Do not spray during or immediately following cold weather.

Preharvest Treatment: Apply 2/3 to 1 1/3 pints per acre when grains are in the hard dough stage to control large weeds that may interfere with harvest. Best results will be obtained when soil moisture is sufficient to cause succulent weed growth. **Note:** Do not feed treated straw to livestock.

WEED CONTROL IN CORN: Use one of the following programs: **Preplant:** Apply 2/3 to 1 1/3 pints per acre to control emerged broadleaf weed seedlings or existing cover crops prior to planting corn, apply 7 to 14 days before planting. Do not use on light, sandy soil, or where soil moisture is inadequate for normal weed growth. Use high rate for control of less susceptible weeds or cover crops such as alfalfa. **Pre-emergence:** Apply 1 1/3 to 2 3/4 pints per acre to soil anytime after planting but before corn emerges. Only emerged broadleaf weeds are likely to be controlled. Do not apply more than 1 1/3 pints per acre unless the increased risk of crop injury can be tolerated. Do not use on light sandy soil. **Emergence:** Apply 2/3 pint per acre just as corn plants are breaking ground. **Postemergence:** After emergence of corn, use 1/3 pint per acre. Application of 1/2 to 2/3 pint per acre may be needed for maximum control of some weeds but such rates are more likely to injure the corn. If the corn is over 8 inches tall, use drop nozzles to keep the spray off the corn foliage as much as possible. Do not apply from 7 to 10 days before tasseling to dough stage. Do not use with oil, atrazine or other adjuvants. Crop injury is more likely to occur if corn is growing rapidly under high temperature and high soil moisture conditions. To reduce breakage of stalks from temporary brittleness caused by 2,4-D, delay cultivation for 8 to 10 days after treatment. Do not forage or feed corn fodder for 7 days following application.

Preharvest Treatment: After the hard dough or denting stage, apply 2/3 to 1 1/3 pints per acre, by air or ground equipment, to suppress perennial weeds, decrease weed seed production and control tall weeds such as bindweed, cocklebur, dogbane, jimsonweed, ragweed, sunflower, velvetleaf and vines that interfere with harvesting. Do not forage or feed corn fodder for 7 days following application.

Note: Hybrids vary in response to 2,4-D and some are easily injured. Spray only varieties known to be tolerant to 2,4-D. Contact seed company, Agricultural Experiment Station or Extension Service Weed Specialists for this information.

WEED CONTROL IN SORGHUM (MILO): Apply 1/3 pint per acre when sorghum is 5 to 15 inches tall. A higher rate of 1/2 to 2/3 pint per acre may be needed to control some weeds but the chance for crop injury is likewise increased. Do not use with oil. Do not treat before the sorghum is 5 inches tall nor during the boot, flowering or early dough stages. If sorghum is taller than 8 inches, use drop nozzles to keep the spray off the foliage as much as possible. Temporary crop injury may occur under the conditions of high soil moisture and high air temperatures. Varieties vary in tolerance to 2,4-D and some hybrids are quite sensitive. Spray only varieties known to be tolerant to 2,4-D. Contact seed company and Extension Service Weed Specialists for this information.

WEED CONTROL IN GRASS SEED CROPS: Use 2/3 to 1 pint per acre in the amount of water required for uniform application by air or ground equipment. Apply to established stands in spring from the tiller to early boot stage. Do not spray in boot stage. New spring seedlings may be treated with the lower rate after the grasses have at least five leaves. Perennial weed regrowth may be treated in the fall.

WEED AND BRUSH CONTROL IN RANGELAND, CONSERVATION RESERVE AND GRASS PASTURES: Note: Do not graze dairy animals on treated areas within 7 days after application. Do not graze livestock on treated area within 3 days of slaughter. Do not cut treated area for hay within 30 days after application. Do not use on bentgrasses, alfalfa, clover or other legumes or on newly seeded pastures. Do not apply after heading begins or when grass is in the boot to milk stage where grass seed production is desired. For Conservation Reserve Land follow all applicable State and Federal regulations. Follow the most severe grazing restrictions imposed either by the pesticide label or by the USDA Acreage Conservation Reserve Program whichever is longest.

Bitterweed, Broomweed, Croton, Docks, Kochia, Marshelder, Muskthistle and other Broadleaf Weeds: Use 2 2/3 pints of Cornbelt 6 lb. LoVol Ester per acre in the amount of water needed for uniform application. If the weeds are young and growing actively, 1 1/3 pints per acre will provide control of some species. Deep-rooted perennial weeds may require repeated treatments in the same year or in subsequent years.

Wild Garlic and Wild Onion: Apply 2 2/3 pints per acre, making three applications (fall-spring-fall or spring-fall-spring) starting in late fall or early spring.

WEED CONTROL IN NEWLY SPRIGGED COASTAL BERMUDAGRASS: Apply 1 1/3 to 2 2/3 pints per acre pre-emergence and/or postemergence.

Sand Shinnery Oak and Sand Sagebrush: On the oak, use 1 1/3 pints in 5 gallons of oil or in 4 gallons of water plus 1 gallon of oil per acre. Apply by aircraft between May 15 and June 15. On the sagebrush, use 1 1/3 pints in 3 gallons of oil per acre and apply by aircraft when foliage is fully expanded and the brush is actively growing.

Big Sagebrush and Rabbitbrush: Use 2 2/3 pints per acre in 2 to 3 gallons of oil or in 3 to 5 gallons of oil-water emulsion spray. Brush should be leafed out and growing actively when treated. Retreatment may be needed.

Chamise, Manzanita, Buckbrush, Coastal Sage, Coyotebrush and Certain Other Chaparral Species: Use 2 2/3 pints per acre in 5 to 10 gallons of water. One gallon of fuel oil may be included in the spray mixture for added effectiveness. Make applications by aircraft or ground equipment to obtain uniform spray coverage. For effective control, the brush must be fully leafed out and growing actively when sprayed. Retreatment may be needed.

Woody Plant Control in Non-Crop Areas: To control species susceptible to 2,4-D in right of ways, fencerows, roadsides, and along drainage ditch banks, spray brush up to 5 to 8 feet tall after spring foliage is well developed, using 4 to 5 pints of Cornbelt 6 lb. LoVol Ester in 100 gallons of water and wetting all parts of the brush including foliage, stems and bark. This may require up to 400 gallons of spray per acre for adequate coverage of solid stands of brush. Make application in such a way as to prevent drift of the spray off the area being treated. Spraying can be effective at any time up to 3 weeks before frost as long as soil moisture is sufficient for active growth of the brush. Control will be less effective in mid-summer during hot dry weather when soil moisture is deficient and plants are not actively growing. Oil or wetting agent may be added to the spray, if needed for increased effectiveness.

Non-Agricultural Use Requirements

The requirements in this box apply to uses of this product that are NOT within the scope of the Worker Protection Standard for agricultural pesticides (40 CFR Part 170). The WPS applies when this product is used to produce agricultural plants on farms, forests, nurseries, or greenhouses.

When Used on Residential and Other Turf Sites: Do not allow people (other than applicator) or pets on treatment area during application. Do not enter treatment areas until spray has dried.

WEED CONTROL IN NON-CROP AREAS SUCH AS LAWNS, GOLF COURSES, CEMETERIES, PARKS, AIRFIELDS, ROADSIDES, VACANT LOTS, DRAINAGE DITCH BANKS: Apply 1 1/3 to 2 2/3 pints of Cornbelt 6 lb. LoVol Ester per acre in the amount of water needed for uniform application. Usually 2 2/3 pints per acre provides good weed control under average conditions. Treat when weeds are young and growing well. Do not use on golf greens nor on dichondra or other broadleaf herbaceous ground cover. Do not use on creeping grasses such as bent and St. Augustine except for spot treating, nor on newly seeded turf until grass is well established. Reseeding of treated areas should be delayed following treatment. With spring application, reseed in the fall; with fall application, reseed in the spring. Legumes are usually damaged or killed so do not treat areas where legumes are desired. Deep-rooted perennial weeds may require repeated treatments. **RESTRICTIONS ON RETREATMENT:** The maximum number of broadcast applications per treatment site is 2 per year.

Tule (Bulrush) and Other Rushes: Mix 2 2/3 pints of Cornbelt 6 lb. LoVol Ester and 1 gallon of diesel oil or kerosene, then add this mixture to 100 gallons of water. Spray to wet all foliage (400-800 gallons per acre). Addition of a wetting agent may be advisable. Apply in the spring during flower head emergence. Respray if needed when regrowth is 3 to 5 feet tall.

12 8 12

SPOT TREATMENT: To control broadleaf weeds in small non-cropland areas with a hand sprayer, use 1/6 pint of Cornbelt 6 lb. LoVol Ester in 3 gallons of water and spray to thoroughly wet all weed foliage. Keep spray mixture agitated to prevent separation.


WARRANTY STATEMENT

1. Van Diest Supply Co. warrants that this material conforms to the chemical description on the label and is reasonably fit for use as directed hereon. Van Diest Supply Co. neither makes, nor authorizes any agent or representative to make any other warranty of Fitness or of Merchantability, guarantee or representation, express or implied, concerning this material.
2. Critical and unforeseeable factors beyond Van Diest Supply Co.'s control prevent it from eliminating all risks in connection with the use of chemicals. Such risks include, but are not limited to, damage to plants and crops to which the material is applied, lack of complete control, and damage caused by drift to other plants or crops. Such risks occur even though label directions are followed. Buyer and user acknowledge and assume all risks and liability (except those assumed by Van Diest Supply Co. under 1 above) resulting from handling, storage, and use of this material.

Cornbelt is a registered trademark of Van Diest Supply Co., Webster City, Iowa 50595.

**Manufactured by Van Diest Supply Co.
Webster City, Iowa 50595**

3-12-96



SUPPLEMENTAL LABELING - CORNBELT 6 LB. LOVOL ESTER (EPA Reg. No. 1117-4)

For Use In Crop Residue Management Systems in Soybeans
(Preplant Application Only)

ACCEPTED
MAR 15 1996
Under the Federal Insecticide, Fungicide, and Rodenticide Act, this pesticide can be used for the purposes stated on the label.

ATTENTION

- This labeling must be in the possession of the user at the time of application.
- Read the label affixed to the container for Cornbelt 6 Lb. LoVol Ester herbicide before applying. Carefully follow all precautionary statements and applicable use directions.
- Use of Cornbelt 6 Lb. LoVol Ester herbicide according to this supplemental labeling is subject to all use precautions and limitations imposed by the label affixed to the product container and this supplemental labeling.

DIRECTIONS FOR USE

IT IS A VIOLATION OF FEDERAL LAW TO USE THIS PRODUCT IN A MANNER INCONSISTENT WITH ITS LABELING.

General Information

Cornbelt 6 Lb. LoVol Ester herbicide may be used for postemergence control of many susceptible annual and perennial broadleaf weeds. This product may be applied prior to planting soybeans to provide foliar burn-down control of susceptible annual and perennial broadleaf weeds and certain broadleaf cover crops such as those listed on this label. Make only preplant applications to emerged weeds prior to planting soybeans grown in reduced tillage production systems. Apply only according to instructions given below.

Do not use any tillage operations between herbicide application and planting of soybeans.

Mixing Instructions

Compatible crop oil concentrates, agricultural surfactants and fluid fertilizers approved for use on growing crops may be added to spray mixtures to increase the herbicidal effectiveness of Cornbelt 6 Lb. LoVol Ester herbicide on certain weeds. Read and follow all directions and precautions on this label and on the label of each product added to the spray mixture.

Application Procedures

Apply using air or ground equipment in a spray volume sufficient to provide uniform coverage of weeds. Use 2 or more gallons of total spray volume per acre for aerial application and 10 or more gallons per acre for ground equipment.

Application Timing and Use Rates

Product	Broadcast Application Rate	When To Apply (Days Prior to Planting Soybeans)
Cornbelt 6 Lb. LoVol Ester	2/3 pt/acre 1 1/3 pts/acre	Not less than 7 days Not less than 30 days

2072

Weeds Controlled

alfalfa*	geranium, Carolina	purslane, common
bindweed*	horseweed or marestail	ragweed, common
bullnettle	ironweed	ragweed, giant
bittercress, small flowered	lambsquarters, common	shepherdspurse
buttercup, small flowered	lettuce, prickly	smartweed, Pennsylvania*
cinquefoil, common and rough	morningglory, annual	sowthistle, annual
clover, red*	mousetail	speedwell
cocklebur, common	mustard, wild	thistle, Canada*
dandelion*	onion, wild*	thistle bull
dock, curly*	pennycress, field	velvetleaf
eveningprimrose, cutleaf	peppergrass*	vetch, hairy*
garlic, wild*	plantains	Virginia copperleaf

*These weed species are only partially controlled.

For best weed control results, application should be made when weeds are small, actively growing and free of stress caused by temperature extremes, moisture stress, diseases, or insect damage. The control of individual weed species may be variable. Consult your local county agent or state agricultural extension specialist or crop consultant for advice.

Use Precautions and Restrictions

- . Important Notice: Unacceptable injury to soybeans planted in treated fields may occur. Whether or not soybean injury occurs and the extent of such injury will depend on weather (temperature and rainfall) from herbicide application until soybean emergence and agronomic factors such as the amount of weed vegetation and previous crop residue present at the time of application. Injury is more likely under cool rainy conditions and where there is less weed vegetation and crop residue present.
- . Do not use on sandy soils with less than 1.0% organic matter.
- . Do not make more than one application per season regardless of the application rate used.
- . Do not apply when weather conditions such as atmospheric temperature inversion or when wind direction favors drift from the treated area to susceptible plants.
- . Do not allow livestock grazing or harvest hay, forage or fodder from treated fields. Livestock must be restricted from feeding/grazing of treated cover crops.
- . In treated fields, plant soybean seed as deep as practical, but not less than 1.0 inch deep. Adjust the planter, if necessary, to ensure that planted seed is adequately covered.
- . Do not apply Cornbelt 6 Lb. LoVol Ester herbicide as described in this supplemental labeling unless you are prepared to accept the results of soybean injury, including possible stand loss and/or yield reduction.
- . During the growing season following application, do not replant treated fields with crops other than those labeled for use with Cornbelt 6 Lb. LoVol Ester herbicide.

BEST AVAILABLE COPY