

11773-3

3/20/2009

1 of 19



UNITED STATES ENVIRONMENTAL PROTECTION AGENCY
WASHINGTON, D.C. 20460

OFFICE OF
PREVENTION, PESTICIDES AND
TOXIC SUBSTANCES

Mr. Tim Nilles
Van Diest Supply Company
PO BOX 610
Webster City, IA 50595

MAR 20 2009

Subject: Label Notification(s) for Pesticide Registration Notice 2007-4

Dear Registrant:

The Agency is in receipt of your Application(s) for Pesticide Notification under Pesticide Registration Notice (PRN) 2007-4 dated December 24, 2008 for:

EPA Registration 11773-3 Cornbelt 4lb. Lovol Ester

The Registration Division (RD) has conducted a review of this request for applicability under PRN 2007-4 and finds that the label change(s) requested falls within the scope of PRN-2007-4. The label has been date-stamped "Notification" and will be placed in our records.


Please be reminded that 40 CFR Part 156.140(a)(4) requires that a batch code, lot number, or other code identifying the batch of the pesticide distributed and sold be placed on nonrefillable containers. The code may appear either on the label (and can be added by non-notification/PR Notice 98-10) or durably marked on the container itself.

If you have any questions, please contact me directly at 703-305-6249 or Banza Djapao of my staff at 703-305-7269.

Sincerely,

Linda Arrington
Notifications & Minor Formulations Team Leader
Registration Division (7505P)
Office of Pesticide Programs

2019

	United States Environmental Protection Agency Washington, DC 20460	<input type="checkbox"/> Re-Registration <input type="checkbox"/> Amendment <input checked="" type="checkbox"/> Other	OPP Identifier Number
---	---	---	-----------------------

Application for Pesticide - Section I

1. Company/Product Number Van Diest Supply Company/11773-3	2. EPA Product Manager Joanne Miller	3. Proposed Classification <input type="checkbox"/> None <input type="checkbox"/> Restricted
4. Company/Product (Name) Van Diest Supply Company/Cornbelt 4 lb. Ester	PM# 23	
5. Name and Address of Applicant (Include ZIP Code) Van Diest Supply Company P. O. Box 610 Webster City, IA 50595 <input type="checkbox"/> Check if this is a new address		6. Expedited Review. In accordance with FIFRA Section 3(c)(3) (b)(i), my product is similar or identical in composition and labeling to: <p style="text-align: center;">NOTIFICATION</p> EPA Reg. No. _____ Product Name _____ MAR 20 2009

Section - II

<input type="checkbox"/> Amendment - Explain below.	<input type="checkbox"/> Final printed labels in response to Agency letter dated _____
<input type="checkbox"/> Resubmission in response to Agency letter dated _____	<input type="checkbox"/> "Me Too" Application.
<input checked="" type="checkbox"/> Notification - Explain below.	<input type="checkbox"/> Other - Explain below.

Explanation: Use additional page(s) if necessary. (For Section I and Section II.)
 Notification of label change per PR Notice 2007-4. This notification is consistent with the guidance in PR Notice 2007-4 and the requirements of EPA's regulations at 40 CFR §§ 156.10, 156.140, 156.144, 156.146, and 156.156. No other changes have been made to the labeling or the Confidential Statement of Formula for this product. I understand that it is a violation of 18 U.S.C. Sec. 1001 to willfully make any false statement to EPA. I further understand that if the amended label is not consistent with the requirements of 40 CFR §§ 156.10, 156.140, 156.144, 156.146, and 156.156, this product may be in violation of FIFRA and I may be subject to enforcement action and penalties under sections 12 and 14 of FIFRA.

Section - III

1. Material This Product Will Be Packaged In:				2. Type of Container	
Child-Resistant Packaging <input type="checkbox"/> Yes* <input checked="" type="checkbox"/> No	Unit Packaging <input type="checkbox"/> Yes <input checked="" type="checkbox"/> No	Water Soluble Packaging <input type="checkbox"/> Yes <input checked="" type="checkbox"/> No			
*Certification must be submitted		If "Yes" Unit Packaging wgt. No. per Container _____ 2	If "Yes" Unit Packaging wgt. No. per container _____ _____	<input type="checkbox"/> Metal <input checked="" type="checkbox"/> Plastic <input type="checkbox"/> Glass <input type="checkbox"/> Paper <input type="checkbox"/> Other (Specify) _____	
3. Location of Net Contents Information <input checked="" type="checkbox"/> Label <input type="checkbox"/> Container		4. Size(s) Retail Container 1 gal, 2.5 gal, 30 gal, 55 gal, 110 gal, 120 gal, 220 gal, 250 gal and bulk		5. Location of Label Directions <input type="checkbox"/> On Label <input checked="" type="checkbox"/> On Labeling accompanying product	
6. Manner in Which Label is Affixed to Product			<input type="checkbox"/> Lithograph <input type="checkbox"/> Paper glued <input type="checkbox"/> Stenciled <input checked="" type="checkbox"/> Other Adhesive Label		

Section - IV

1. Contact Point (Complete items directly below for identification of individual to be contacted, if necessary, to process this application.)		
Name Tim Nilles (tim.nilles@vdsc.com)	Title Inventory Manager	Telephone No. (Include Area Code) (515) 832-2366
I certify that the statements I have made on this form and all attachments thereto are true, accurate and complete. I acknowledge that any knowingly false or misleading statement may be punishable by fine or imprisonment or both under applicable law.		6. Date Application Received (Stamped)
2. Signature	3. Title Inventory Manager	
4. Typed Name Tim Nilles	5. Date December 24, 2008	

FIRST AID

- IF SWALLOWED**
 - Immediately call a poison control center or doctor.
 - Do not induce vomiting unless told to do so by a poison control center or doctor.
 - Do not give any liquid to the person.
 - Do not give anything by mouth to an unconscious person.


- IF ON SKIN OR CLOTHING**
 - Take off contaminated clothing
 - Rinse skin immediately with plenty of water for 15-20 minutes.
 - Call a poison control center or doctor for treatment advice.

- IF IN EYES**
 - Hold eye open and rinse slowly and gently with water for 15-20 minutes.
 - Remove contact lenses, if present, after the first 5 minutes, then continue rinsing eye.
 - Call a poison control center or doctor for treatment advice.

- IF INHALED**
 - Move person to fresh air.
 - If person is not breathing, call 911 or an ambulance, then give artificial respiration, preferably by mouth-to-mouth, if possible.
 - Call a poison control center or doctor for further treatment advice.

Have the product container or label with you when calling a poison control central or doctor, or going for treatment. You may also contact PROSAR at 1-877-250-9291 for medical treatment.

NOTE TO PHYSICIAN: Contains petroleum distillate. May cause chemical pneumonitis if aspirated. If lavage is performed, suggest endotracheal and/or esophagosopic control.



PRECAUTIONARY STATEMENTS**HAZARDS TO HUMANS
(& DOMESTIC ANIMALS)****CAUTION**

Harmful if swallowed or absorbed through skin. Causes moderate eye irritation. Prolonged or frequently repeated skin reaction may cause allergic skin reactions in some individuals. Do not get in eyes, on skin, or on clothing. Avoid breathing vapors or spray mist.

Personal Protective Equipment:

Some materials that are chemical-resistant to this product are Barrier Laminate, Nitrile Rubber, Neoprene Rubber or Viton. If you want more options, follow the instructions for category E on an EPA chemical resistance category selection chart.

All mixers, loaders, applicators, flaggers, and other handlers must wear:

- Long-sleeved shirt and long pants
- Shoes and socks, plus
- Chemical resistant gloves
- Chemical resistant apron when applying postharvest dips or sprays to citrus, mixing or loading, cleaning up spills or equipment, or otherwise exposed to the concentrate.

See Engineering Controls Statements for additional requirements.

Follow manufacturer's instructions for cleaning/maintaining PPE. If no such instructions for washables exist, use detergent and hot water. Keep and wash PPE separately from other laundry.

Engineering Controls Statements:

When handlers use closed systems or enclosed cabs in a manner that meets the requirements listed in the Worker Protection Standard (WPS) for agricultural pesticides [40 CFR 170.240(d)(4-6)], the handler PPE requirements may be reduced or modified as specified in the WPS.

Pilots must use an enclosed cockpit that meets the requirements listed in the WPS for agricultural pesticides [40 CFR 170.240(d)(6)].

6019

USER SAFETY RECOMMENDATIONS

Users should:

- Wash hands before eating, drinking, chewing gum, using tobacco, or using the toilet.
- Remove clothing/PPE immediately if pesticide gets inside. Then wash thoroughly and put on clean clothing. If pesticide gets on skin, wash immediately with soap and water.
- Remove PPE immediately after handling this product. Wash the outside of gloves before removing. As soon as possible, wash thoroughly and change into clean clothing.

ENVIRONMENTAL HAZARDS

This pesticide may be toxic to fish and aquatic invertebrates. Do not apply directly to water, to areas where surface water is present, or to intertidal areas below the mean high water mark. Drift and runoff may be hazardous to aquatic organisms in water adjacent to treated areas. Do not contaminate water when disposing of equipment wash waters or rinsate.

This chemical has properties and characteristics associated with chemicals detected in groundwater. The use of this chemical in areas where soils are permeable, particularly where the water table is shallow, may result in groundwater contamination. Application around a cistern or well may result in contamination of drinking water or groundwater.

STORAGE AND DISPOSAL

Do not contaminate water, food or feed by storage or disposal. Do not ship or store with food, feeds, drugs or clothing.

STORAGE

This product may be stored in unheated buildings. Note: Cornbelt 4 lb. Lo Vol Ester exposed to sub-freezing temperatures should be warmed to at least 40°F and mixed thoroughly before use.

DISPOSAL

(For nonrefillable containers with a capacity of 5 gallons or less.)

Nonrefillable container. Do not reuse or refill this container. Offer for recycling if available.

Triple rinse or pressure rinse container (or equivalent) promptly after emptying.

Triple rinse as follows: Empty the remaining contents into application equipment or a mix tank and drain for 10 seconds after the flow begins to drip. Fill the container ¼ full with water and recap. Shake for 10 seconds. Pour rinsate into application equipment or a mix tank or store rinsate for later use or disposal. Drain for 10 seconds after the flow begins to drip. Repeat this procedure two more times.

Pressure rinse as follows: Empty the remaining contents into application equipment or a mix tank and continue to drain for 10 seconds after the flow begins to drip. Hold container upside down over application equipment or mix tank or collect rinsate for later use or disposal. Insert pressure rinsing nozzle in the side of the container, and rinse at about 40 PSI for at least 30 seconds. Drain for 10 seconds after the flow begins to drip.

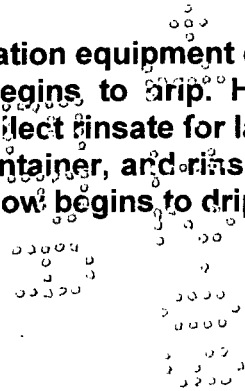
(For nonrefillable containers with a capacity greater than 5 gallons.)

Nonrefillable container. Do not reuse or refill this container. Offer for recycling if available.

Triple rinse or pressure rinse container (or equivalent) promptly after emptying.

Triple rinse as follows: Empty the remaining contents into application equipment or a mix tank. Fill the container ¼ full with water. Replace and tighten closures. Tip container on its side and roll it back and forth, ensuring at least one complete revolution, for 30 seconds. Stand the container on its end and tip it back and forth several times. Turn the container over onto its other end and tip it back and forth several times. Empty the rinsate into application equipment or a mix tank or store rinsate for later use or disposal. Repeat this procedure two more times.

Pressure rinse as follows: Empty the remaining contents into application equipment or a mix tank and continue to drain for 10 seconds after the flow begins to drip. Hold container upside down over application equipment or mix tank or collect rinsate for later use or disposal. Insert pressure rinsing nozzle in the side of the container, and rinse at about 40 PSI for at least 30 seconds. Drain for 10 seconds after the flow begins to drip.



80A19

(For refillable containers.)

Refillable container. Refill this container with pesticide only. Do not reuse this container for any other purpose.

Cleaning the container before final disposal is the responsibility of the person disposing of the container. Cleaning before refilling is the responsibility of the refiller.


To clean the container before final disposal, empty the remaining contents from this container into application equipment or mix tank. Fill the container about 10 percent full with water. Agitate vigorously or recirculate water with the pump for 2 minutes. Pour or pump rinsate into application equipment or rinsate collection system. Repeat this rinsing procedure two more times.

DIRECTIONS FOR USE

IT IS A VIOLATION OF FEDERAL LAW TO USE THIS PRODUCT IN A MANNER INCONSISTENT WITH ITS LABELING.

Do not apply this product in a way that will contact workers or other persons, either directly or through drift. Only protected handlers may be in the area during application.

For any requirements specific to your State or Tribe, consult the agency responsible for pesticide regulation.



AGRICULTURAL USE REQUIREMENTS

Use this product only in accordance with its labeling and with the Worker Protection Standard, 40 CFR part 170. This Standard contains requirements for the protection of agricultural workers on farms, forests, nurseries, and greenhouses, and handlers of agricultural pesticides. It contains requirements for training, decontamination, notification, and emergency assistance. It also contains specific instructions and exceptions pertaining to the statements on this label about personal protective equipment (PPE) and restricted-entry interval. The requirements in this box only apply to uses of this product that are covered by the Worker Protection Standard.

Do not enter or allow worker entry into treated areas during the restricted entry interval (REI) of 12 hours.

PPE required for early entry to treated areas that is permitted under the Worker Protection Standard and that involves contact with anything that has been treated, such as plants, soil, or water, is:

- Coveralls
- Chemical-resistant gloves made of any water-proof material
- Shoes plus socks

General Information

Apply Cornbelt 4 lb. Lo Vol Ester as water or oil spray during warm weather when weeds or brush are actively growing. Application under drought conditions often will give poor results. Apply enough spray volume to provide uniform coverage of weeds and brush, usually 5 to 20 gallons per acre by ground equipment and 3 to 5 gallons by aircraft. Higher gallonage may be used if desired to improve spray coverage. Generally, the lower dosages recommended on this label will be satisfactory for young, succulent growth of sensitive weed species. For less sensitive species and under conditions where control is more difficult, the higher dosages will be needed. For crop uses, do not mix with oil or other adjuvants unless specifically recommended on this label. Deep-rooted perennial weeds such as Canada thistle and field bindweed and many woody plants usually require repeated applications for maximum control. Read and follow all Use Precautions given on this label.

DO NOT USE THIS PRODUCT ON CROPS GROWN FOR SEED. SOME INBREDS HAVE A VERY LOW TOLERANCE TO CHEMICALS AND THE USE OF THIS COMPOUND COULD RESULT IN INJURY TO A CROP GROWN FOR SEED.

Note: If there are uncertainties concerning special local use situations or specific crop variety tolerances to 2,4-D, consult your State Agricultural Experiment Station or Extension Service Weed Specialists for advice.

To Prepare the Spray: (1) Fill the spray tank about half full with water then add the required amount of Cornbelt 4 lb. Lo Vol Ester, with agitation, and finally the rest of the water. Note: Cornbelt 4 lb. Lo Vol Ester in water forms an emulsion which tends to separate unless the mixture is kept agitated. (2) If oil is added, first mix the Cornbelt 4 lb. Lo Vol Ester and the oil and then add this mixture to the water. However, with adequate agitation, the oil can be added after the Cornbelt 4 lb. Lo Vol Ester is mixed in the water. (3) If straight oil is used, a solution is formed and separation does not occur. Do not allow any water to get into the oil-herbicide mixture to avoid formation of an invert emulsion.

Local conditions may affect the use of herbicides. Consult your state Agricultural Experiment Station or Extension Service Weed Specialists for advice in selecting treatments from this label to best fit local conditions. Be sure that use of this product conforms to all applicable regulations. Apply this product only as specified on this label.

Use of this product in certain portions of California, Oregon and Washington is subject to the January 22, 2004 Order for injunctive relief in Washington Toxics Coalition, et al. v. EPA, C01-0132C, (W.D. WA) . For further information, please refer to EPA Web Site: <http://www.epa.gov/espp>.

USE PRECAUTIONS

Do not apply this product through any type of irrigation system.

Excessive amounts of this herbicide in the soil may temporarily inhibit seed germination or plant regrowth.

Spray Drift Management

A variety of factors including weather conditions (e.g., wind direction, wind speed, temperature, relative humidity) and method of application (e.g., ground, aerial, airblast, chemigation) can influence pesticide drift. The applicator must evaluate all factors and make appropriate adjustments when applying this product.

Droplet Size

When applying sprays that contain 2,4-D as the sole active ingredient, or when applying sprays that contain 2,4-D mixed with active ingredients that require a coarse or coarser spray, apply only as a coarse or coarser spray (ASAE standard 572) or a volume mean diameter of 385 microns or greater for spinning atomizer nozzles.

When applying sprays that contain 2,4-D mixed with other active ingredients that require a medium or more fine spray, apply only as a medium or coarser spray (ASAE standard 572) or a volume mean diameter of 300 microns or greater for spinning atomizer nozzles.

Wind Speed

Do not apply at wind speeds greater than 15 mph. Only apply this product if the wind direction favors on-target deposition and there are not sensitive areas (including, but not limited to, residential areas, bodies of water, known habitat for nontarget species, nontarget crops) within 250 feet downwind. If applying a medium spray, leave one swath unsprayed at the downwind edge of the treated field.

Temperature Inversions

If applying at wind speeds less than 3 mph, the applicator must determine if:

- a) conditions of temperature inversion exist, or
- b) stable atmospheric conditions exist at or below nozzle height. Do not make applications into areas of temperature inversions or stable atmospheric conditons.

Susceptible Plants

Do not apply under circumstances where spray drift may occur to food, forage, or other plantings that might be damaged or crops thereof rendered unfit for sale ,use or consumption. Susceptible crops include, but are not limited to cotton, okra, flowers, grapes (in growing stage), fruit trees (foliage), soybeans (vegetative stage), ornamentals, sunflowers, tomatoes, beans, and other vegetables, or tobacco. Small amounts of spray drift that might not be visible may injure susceptible broadleaf plants.

Other State and Local Requirements

Applicators must follow all state and local pesticide drift requirements regarding application of 2,4-D herbicides. Where states have more stringent regulations, they must be observed.

Equipment

All aerial and ground application equipment must be properly maintained and calibrated using appropriate carriers or surrogates.

For aerial applications:

- a) The boom length must not exceed 75% of the wingspan or 90% of the rotor blade diameter.
- b) Release spray at the lowest height consistent with efficacy and flight safety. Do not release spray at a height greater than 10 feet above the crop canopy unless a greater height is required for aircraft safety. This requirement does not apply to forestry or rights-of-way applications.
- c) When applications are made with a crosswind, the swath will be displaced downwind. The applicator must compensate for this by adjusting the path of the aircraft upwind.

For ground boom application do not apply with a nozzle height greater than 4 feet above the crop canopy.

2, 4-D esters may volatilize during conditions of low humidity and high temperatures. Do not apply during conditions of low humidity and high temperatures.

WEEDS CONTROLLED

Cornbelt 4 lb. Lo Vol Ester herbicide is recommended for control of numerous broadleaf weeds and certain 2,4-D susceptible woody plants without injury to most established grasses. Species controlled include the following, plus many others.

beggarticks	elderberry	pennycress	spanishneedles
bitterweed	fanweed	pepperweed, field	sumac
blueweed, Texas	galinsoga	pigweed	sunflower
broomweed	garlic, wild	plantains	sweetclover
buckbrush	goatsbeard	poorjoe	tansymustard
buckwheat, wild	halogeton	rabbitbrush	tansyragwort
burdock	hemp, wild	raddish, wild	thistle, bull
burhead	jewelweed	ragweed	thistle, musk
carpetweed	jimsonweed	rape, wild	thistle, Russian
catnip	kochia	redstem	tumbleweed
chamise	lambsquarter	sage, coastal	velvetleaf
chicory	loco, bigbend	sagebrush, big	vervains
cocklebur	mallow, Venice	sagebrush, sand	vetch
coffeeweed	manzanita	salsify	water plantain
cornflower	marshelder	sand shinnery oak	willow
coyotebrush	milkvetch	shepherdspurse	witchweed
croton	morningglory, annual	sicklepod	wormwood
dandelion	mustards	smartweed	yellow rocket
docks	nettles	sneezeweed, bitter	yellow starthistle
dogfennel	onion, wild	sowthistle, annual	

WEED CONTROL IN SMALL GRAINS NOT UNDERSEEDED WITH A LEGUME:

Restrictions:

- Do not harvest for hay or harvest grain within 14 days after application.
- Do not apply more than 3.5 pt/acre (1.75 lbs of acid equivalent) of Cornbelt 4# Ester per use season.
- Do not make more than one post-emergence application and one pre-harvest application per crop season.
- Postemergence: Maximum of 2.5 pt/acre (1.25 lb of acid equivalent) per application.
- Preharvest: Maximum of 1.0 pt/acre (0.5 lb of acid equivalent) per application.

Spring Wheat and Barley: Apply 1/2 to 1 pint per acre. Spray when grain is in full tiller stage (usually 4 to 8 inches tall) but before the boot stage and when weeds are small. Do not apply before the tiller stage nor from early boot to the dough stage. Higher rates, up to 2 pints per acre, may be needed to handle difficult weed problems in certain areas such as under dry conditions especially in western areas. However, do not use unless possible crop injury will be acceptable.

Winter Wheat and Rye: Apply 1/2 to 3/4 pint per acre in the spring at the full tiller stage but before the early boot stage.

Spring Seeded Oats: Apply 1/2 pint per acre at the full tiller stage but before the early boot stage. Oats are less tolerant to 2,4-D than wheat or barley and are more likely to suffer some injury.

Fall Seeded Oats (Southern) Grown for Grain: Apply 3/4 to 1 1/4 pints per acre after full tillering but before the early boot stage. Some difficult weeds may require higher rates for maximum control but crop injury may result. Do not spray during or immediately following cold weather.

Preharvest Treatment: Apply 1 pint per acre when grains are in the hard dough stage to control large weeds that may interfere with harvest. Best results will be obtained when soil moisture is sufficient to cause succulent weed growth. Note: Do not feed treated straw to livestock.

WEED CONTROL IN CORN (FIELD CORN, POPCORN AND SWEET CORN):

Restrictions (Field Corn and Popcorn):

- Do not harvest within 7 days after application.
- Do not use treated crop as fodder for 7 days following application.
- Do not apply more than 6.3 pts/acre (3 lbs. of acid equivalent) of Cornbelt 4# Ester per use season.
- Do not make more than one preplant or preemergence application, one postemergence application, and one preharvest application per use season.
- Preplant or Preemergence: Maximum of 2.0 pt/acre (1 lb of acid equivalent) per application.
- Postemergence: Maximum of 1.0 pt/acre (0.5 lb of acid equivalent) per application.
- Preharvest: Maximum of 3.0 pt/acre (1.5 lb of acid equivalent) per application.

Restrictions (Sweet Corn):

- Do not harvest within 45 days after application.
- Do not use treated crop as fodder for 7 days following application.
- Do not apply more than 3.1 pts/acre (1.5 lbs of acid equivalent) of Cornbelt 4# Ester per use season.
- There must be a minimum of 21 days between applications.
- Do not make more than one preplant or preemergence application, and one postemergence application per use season.
- Preplant or Preemergence: Maximum of 2.0 pt/acre (1 lb of acid equivalent) per application.
- Postemergence: Maximum of 1.0 pt/acre (0.5 lb of acid equivalent) per application.

Use one of the following programs: Preplant: Apply 1 to 2 pints per acre to control emerged broadleaf weed seedlings or existing cover crops prior to planting corn. Apply 7 to 14 days before planting. Do not use on light, sandy soil, or where soil moisture is inadequate for normal weed growth. Use the high rate for control of less susceptible weeds or cover crops such as alfalfa. Pre-emergence: Apply 1 to 2 pints per acre to soil anytime after planting but before corn emerges. Only emerged broadleaf weeds are likely to be controlled. Do not use on light sandy soil. Post-emergence: After emergence of corn, use 1/2 pint per acre. Application of 3/4 to 1 pint per acre may be needed for maximum control of some weeds but such rates are more likely to injure the corn. If corn is over 8 inches tall, use drop nozzles to keep the spray off the corn foliage as much as possible. Do not apply from 7 to 10 days before tasseling to dough stage. Do not use with oil, atrazine or other adjuvants. Crop injury is more likely to occur if corn is growing rapidly under high temperature and high soil moisture conditions. To reduce breakage of stalks from temporary brittleness caused by 2,4-D, delay cultivation for 8 to 10 days after treatment.

Preharvest Corn Treatment (Field Corn and Popcorn only): After the hard dough or denting stage, apply 1 to 2 pints per acre by air or ground equipment to suppress perennial weeds, decrease weed seed production, and control tall weeds such as bindweed, cocklebur, dogbane, jimsonweed, ragweed, sunflower, velvetleaf and vines that interfere with harvesting.

Note: Hybrids vary in response to 2,4-D and some are easily injured. Spray only varieties known to be tolerant to 2,4-D. Contact seed company or your Agricultural Experiment Station or Extension Service weed specialists for this information.

WEED CONTROL IN SORGHUM (Grain Sorghum (Milo) and Forage Sorghum):

Restrictions:

- Do not harvest grain within 30 days after application.
- Do not permit meat or dairy animals to consume treated crop as fodder or forage for 30 days following application.
- Do not make more than one postemergence application per use season.
- Postemergence: Maximum of 1.0 pt/acre (0.5 lb of acid equivalent) per application.

Apply 1/2 pint per acre when sorghum is 5 to 15 inches tall. A higher rate of 3/4 to 1 pint per acre may be needed to control some weeds but the chance for crop injury is likewise increased. Do not use with oil. Do not treat before the sorghum is 5 inches tall nor during the boot, flowering or early dough stages. If sorghum is taller than 8 inches, use drop nozzles to keep the spray off the foliage as much as possible. Temporary crop injury may occur under the conditions of high soil moisture and high air temperatures. Varieties vary in tolerance to 2,4-D and some hybrids are quite sensitive. Spray only varieties known to be tolerant to 2,4-D. Contact seed company or your Agricultural Experiment Station or Extension Service weed specialists for this information.

WEED CONTROL IN SOYBEANS (Preplant Application Only):

Use Precautions and Restrictions:

- **Important Notice: Unacceptable injury to soybeans planted in treated fields may occur. Whether or not soybean injury occurs and the extent of such injury will depend on weather (temperature and rainfall) from herbicide application until soybean emergence and agronomic factors such as the amount of weed vegetation and previous crop residue present at the time of application. Injury is more likely under cool rainy conditions and where there is less weed vegetation and crop residue present.**
- **Do not use on sandy soils with less than 1.0% organic matter.**
- **Do not make more than one application per season regardless of the application rate used**
- **Do not allow livestock grazing or harvest hay, forage or fodder from treated fields. Livestock must be restricted from feeding/grazing of treated cover crops.**
- **In treated fields, plant soybean seed as deep as practical, but not less than 1.0 inch deep. Adjust the planter, if necessary, to insure that planted seed is adequately covered.**
- **Do not apply Cornbelt 4# Ester herbicide as a preplant application in soybeans unless you are prepared to accept the results of soybean injury, including possible stand loss and/or yield reduction.**
- **During the growing season following application, do not replant treated fields with crops other than those labeled for use with Cornbelt 4# Ester herbicide.**
- **Do not use any tillage operations between herbicide application and planting of soybeans.**

Cornbelt 4# Ester herbicide may be used for postemergence control of many susceptible annual and perennial broadleaf weeds. This product may be applied prior to planting soybeans to provide foliar burndown control of susceptible annual and perennial broadleaf weeds and certain broadleaf cover crops such as those listed on this label. Make only preplant applications to emerged weeds prior to planting soybeans grown in reduced tillage production systems. Apply only according to instructions given below.

For Use in Crop Residue Management Systems: Apply 1.0 pint of Cornbelt 4# Ester per acre not less than 7 days prior to planting soybeans or apply 2.0 pints of Cornbelt 4# Ester per acre not less than 15 days prior to planting soybeans.

Compatible crop oil concentrates, agricultural surfactants and fluid fertilizers approved for use on growing crops may be added to spray mixtures to increase the herbicidal effectiveness of Cornbelt 4# Ester herbicide on certain weeds. Read and follow all directions and precautions on this label and on the label of each product added to the spray mixture.

Apply using air or ground equipment in a spray volume sufficient to provide uniform coverage of weeds. Use 2 or more gallons of total spray volume per acre for aerial application and 10 or more gallons per acre for ground equipment.

Weeds Controlled

- | | |
|----------------------------|--------------------------|
| alfalfa* | mousetail |
| bindweed* | mustard, wild |
| bullnettle | onion, wild* |
| bittercress, smallflowered | pennycress, field |
| buttercup, smallflowered | peppergrass* |
| cinquefoil, common & rough | plantains |
| clover, red* | purslane, common |
| cocklebur, common | ragweed, common |
| dandelion* | ragweed, giant |
| dock, curly* | sheperdspurse |
| eveningprimrose, cutleaf | smartweed, Pennsylvania* |
| garlic, wild* | sowthistle, annual |
| geranium, Carolina | speedwell |
| horseweed or maretail | thistle, Canada* |
| ironweed | thistle, bull |
| lambsquarters, common | velvetleaf |
| lettuce, prickly | vetch, hairy* |
| morningglory, annual | Virginia copperleaf |

*These weed species are only partially controlled.

For best weed control results, application should be made when weeds are small, actively growing and free of stress caused by temperature extremes, moisture stress, diseases, or insect damage. The control of individual weed species may be variable. Consult your local county agent or state agricultural extension specialist or crop consultant for advice.

WEED CONTROL IN GRASS SEED CROPS:

Restrictions:

- Do not make more than two applications per use season.
- Do not reapply to a treated area within 21 days of a previous application.
- Maximum of 4.0 pt/acre (2.0 lb of acid equivalent) per application.

Use 1 to 1 1/2 pints per acre in the amount of water required for uniform application by air or ground equipment. Apply to established stands in spring from the tiller to early boot stage. Do not apply in boot stage. New spring seedlings may be treated with the lower rate after the grasses have at least five leaves. Perennial weed regrowth may be treated in the fall.

RANGELAND, ESTABLISHED GRASS PASTURES (INCLUDING PERENNIAL GRASSLANDS NOT IN AGRICULTURAL PRODUCTION SUCH AS CONSERVATION RESERVE PROGRAM ACRES):

Restrictions:

- Do not use on bentgrass, alfalfa, clover or other legumes.
- Do not use on newly seeded areas until grass is well established.
- Do not use from early boot to milk stage where grass seed production is desired.
- Do not make more than 2 applications per season.
- Do not apply within 30 days of a previous application
- Do not harvest forage or hay from treated areas for 7 days after application.
- If grass is to be cut for hay, Agricultural Use Requirements for the Worker Protection Standard are applicable.
- Do not apply more than 8 pts/acre (4.0 lbs of acid equivalent) of Cornbelt 4# Ester per use season

For susceptible annual and biennial broadleaf weeds use 2 pts./acre (1.0 lb of acid equivalent) of Cornbelt 4# Ester. For moderately susceptible biennial and perennial broadleaf weeds use 2 to 4 pts./acre (1.0 to 2.0 lbs of acid equivalent) of Cornbelt 4# Ester. For difficult to control weeds and woody plants use 4 pts./acre (2.0 lbs of acid equivalent) of Cornbelt 4# Ester. For spot treatment use 4 pts./acre (2.0 lbs. of acid equivalent) of Cornbelt 4# Ester. Deep-rooted perennial weeds may require repeated treatments in the same year or in subsequent years. For program lands, such as Conservation Reserve Program, consult program rules to determine whether grass or hay may be used. The more restrictive requirements of the program rules or this label must be followed.

Non-Agricultural Use Requirements

The requirements in this box apply to uses of this product that are NOT within the scope of the Worker Protection Standard for agricultural pesticides (40 CFR Part 170). The WPS applies when this product is used to produce agricultural plants on farms, forests, nurseries, or greenhouses.

Do not enter or allow people (or pets) to enter the treated area until sprays have dried.

WOODY PLANT CONTROL IN NON-CROP AREAS (SUCH AS FENCEROWS, HEDGEROWS, ROADSIDES, DITCHES, RIGHTS-OF-WAY, UTILITY POWER LINES, RAILROADS, AIRPORTS, AND INDUSTRIAL SITES):

Restrictions :

- Do not make more than 1 application per year.
- Do not apply more than 8.0 pts/acre (4.0 lbs of acid equivalent) of Cornbelt 4# Ester per use season.
- Bentgrass, St. Augustine, clover, legumes and dichondra may be severely injured or killed by this treatment
- Do not use on newly seeded areas until grass is well established.

Applications to non-cropland areas are not applicable to treatment of commercial timber or other plants being grown for sale or other commercial use, or for commercial seed production, or for research purposes.

To control species susceptible to 2,4-D, spray brush up to 5 to 8 feet tall after spring foliage is well developed, using 4 to 8 pts/acre of Cornbelt 4 lb. Lo Vol Ester in 100 gallons of water and wetting all parts of the brush including foliage, stems and bark. This may require up to 400 gallons of spray per acre for adequate coverage of solid stands of brush. Spraying can be effective at any time up to 3 weeks before frost as long as soil moisture is sufficient for active growth of the brush. Control will be less effective in mid-summer during hot dry weather when soil moisture is deficient and plants are not actively growing. Oil or wetting agent may be added to the spray, if needed for increased effectiveness.

ANNUAL AND PERENNIAL WEED CONTROL IN NON-CROP AREAS (SUCH AS FENCEROWS, HEDGEROWS, ROADSIDES, DITCHES, RIGHTS-OF-WAY, UTILITY POWER LINES, RAILROADS, AIRPORTS, AND INDUSTRIAL SITES):

Restrictions:

- Do not make more than 2 applications per year.
- Do not reapply to a treated area within 30 days of a previous application.
- Bentgrass, St. Augustine, clover, legumes and dichondra may be severely injured or killed by this treatment
- Do not use on newly seeded areas until grass is well established.
- Maximum of 4.0 pt/acre (2.0 lb of acid equivalent) per application.

Applications to non-cropland areas are not applicable to treatment of commercial timber or other plants being grown for sale or other commercial use, or for commercial seed production, or for research purposes.

Apply 2 to 4 pts/acre of Cornbelt 4 lb. Lo Vol Ester in the amount of water needed for uniform application. Apply when annual weeds are small and growing actively before the bud stage. Biennial and perennial weeds should be rosette to bud stage, but not flowering at the time of application.

19019

SPOT TREATMENT: To control broadleaf weeds in small non-cropland areas with a hand sprayer, use 1.28 fl. oz./gal of spray solution of Cornbelt 4 lb. Lo Vol Ester and spray to thoroughly wet all weed foliage. Keep spray mixture agitated to prevent separation.

ORNAMENTAL TURF (SUCH AS GOLF COURSES, CEMETARIES, PARKS, SPORTS FIELDS, TURFGRASS, LAWNS AND OTHER GRASS AREAS):

Restrictions:

- Do not use on newly seeded areas until grass is well established (five leaf stage or later).
- Do not use on creeping grasses such as bentgrass except for spot treating
- Do not use on susceptible southern grasses such as St. Augustinegrass.
- Do not use on dichondra or other broadleaf herbaceous ground covers; legumes may be damaged or killed.
- Do not make more than 2 broadcast applications per treatment site per year (does not include spot treatments).
- Do not apply more than 6 pts./acre (3.0 lbs of acid equivalent) of Cornbelt 4 lb Lo Vol Ester per season, excluding spot treatments.
- Maximum of 3.0 pt/acre (1.5 lb of acid equivalent) per application.

On seedling grass (five leaf stage or later) apply 3/4 to 1 pt/acre of Cornbelt 4 lb. Lo Vol Ester. On well-established grasses apply 2 to 3 pts/acre of Cornbelt 4 lb. Lo Vol Ester. For biennial and perennial broadleaf weeds apply 3 pts/acre of Cornbelt 4 lb. Lo Vol Ester. Treat when weeds are young and growing well. Reseeding of treated areas should be delayed following treatment. With spring application, reseed in the fall; with fall application, reseed in the spring. Deep-rooted perennial weeds may require repeated treatments in the same season or in subsequent years.

NOTIFICATION

MAR 20 2009

WARRANTY STATEMENT

Seller Warrants that the product conforms to its chemical description and is reasonably fit for the purposes stated on the label when used in accordance with directions under normal conditions of use, but neither this warranty nor any other warranty of Merchantability, or Fitness for a Particular Purpose, expressed or implied, extends to the use of this product contrary to label instructions, or under abnormal conditions or under conditions not reasonably foreseeable to seller, and buyer assumes the risk of any such use.

Cornbelt and Cornbelt Logo are registered trademarks of Van Diest Supply Co., Webster City, Iowa 50595.

**Manufactured by Van Diest Supply Co.
Webster City, Iowa 50595**

12/24/08

