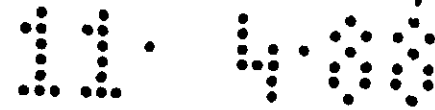


FOLDING CARTON
CONTAINER LABEL

Received by Notification
per P.R. Notice 88-6

11715-137

pm 12
10FD



FORCE ONE AUTOMATIC FOGGER

For Homes, Apartments, Kennels

KILLS:

- FLEAS
- TICKS
- HOUSEFLIES
- MOSQUITOES
- COCKROACHES
- SPIDERS
- CENTIPEDES
- WASPS
- BLACK CARPET BEETLES
- SAW-TOOTHED GRAIN BEETLES
- RICE WEEVILS
- SMALL FLYING MOTHS
- PILL BUGS
- CRICKETS
- SILVERFISH
- ANTS

4 Individual Units
3.75 Ounces Per Unit
Each Unit Treats Up to 3,000 Cubic Feet

KEEP OUT OF REACH OF CHILDREN

CAUTION

SEE ADDITIONAL PRECAUTIONS ON LEFT PANEL

Manufactured by:
SPEER PRODUCTS, INC.
Memphis, Tn. 38118

For homes, apartments, attics, basements, campers, boats, garages, plants, warehouses, boxcars, trucks, kennels, and pet sleeping areas.

ACTIVE INGREDIENTS:

- Chlorpyrifos (9,9-Diethyl 9-(3,5,6-Trichloro-2-Pyridyl) Phosphorothioate) 1.800%
- Pyrethrins 0.060%
- *Piperonyl Butoxide, Technical 0.100%
- †N-Octyl Bicycloheptene Dicarboximide 0.100%
- Petroleum Distillate 0.230%
- INERT INGREDIENTS 98.440%**

100.000%

*Equivalent to 0.80% Butylcarbityl (6-Propyl-piperonyl) Ether and 0.02% related compounds
†MGK 264, Insecticide Synergist

EPA Reg. No. 11715-137

EPA Est. No. 11715-TN-1

This water-base formula has no strong solvent odor—is non-staining—and won't damage carpets, rugs, drapes or floors.

DIRECTIONS FOR USE

It is a violation of Federal Law to use this product in a manner inconsistent with its labeling.

STORAGE AND DISPOSAL

- Do not contaminate water, food, or feed by storage or disposal.
- Storage: Store in a cool, dry area away from heat or flame.
- Dispose: Replace cap and discard container in trash. Do not incinerate or puncture.

Use one canister for each 3,000 cu ft of unobstructed area. Example: 15 long x 20 wide x 10 high = 3,000 cu ft. Use additional units for remote rooms or where free flow of the mist is not assured.

PREPARATION: Cover exposed foods, dishes and food handling equipment. Open cabinets and doors to areas to be treated. Shut off fans and air conditioners. Put out all open flames except pilot light. Remove pets and cover fish tanks or fish bowls with paper or remove from area. Close exterior doors and windows.

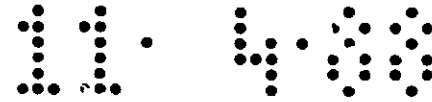
TO START FOGGING: Place Fogger on table, chair or stand in center of area at least six feet from pilot light. Place several thicknesses of newspapers under canister to prevent marring of surface. Hold can at arm's length with top of can pointing away from face and eyes. Push down on finger pad until it locks—this will start fogging action. Set canister in upright position on table etc. and leave building at once.
DO NOT RE-ENTER BUILDING FOR TWO HOURS then open exterior doors and windows and allow to air for one hour before reoccupying area. If additional units are used for remote rooms or where free flow of mist is not assured, increase airing-out time accordingly.

BEST AVAILABLE COPY

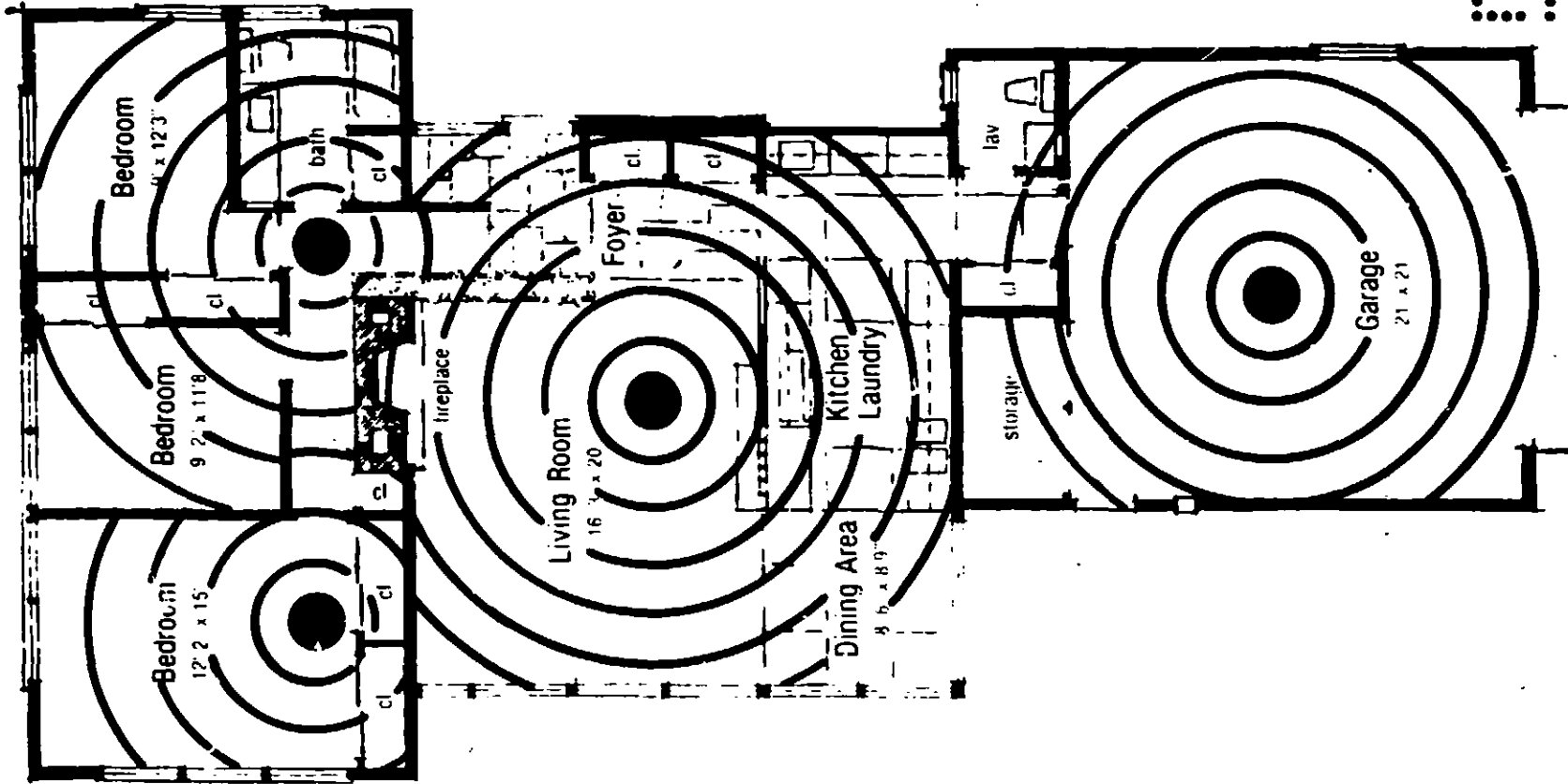
Received by notification
for P.R. notice 88-6

2082

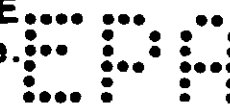
CARTON LABEL



Floor plan of a typical house showing suggested positioning of FORCE ONE AUTOMATIC FOGGER. Please use as a guide for placement in your home.



Please read directions before using, and follow instructions on carton and can.



**PRECAUTIONARY STATEMENTS
CAUTION
HAZARDS TO HUMANS
AND DOMESTIC ANIMALS**

Harmful if swallowed. Avoid inhalation of vapors. Avoid contact with skin, eyes, or clothing. Wash contaminated skin promptly with soap and warm water. For eyes, flush with plenty of water. Get medical attention if irritation persists. Avoid contamination of food and food-stuffs. Wash hands with soap and water after using and before eating or smoking. Do not allow children to be or sleep in treated areas until at least six hours following treatment.

Do not use in commercial food processing preparation, or serving areas or in household storage areas. In home, all food processing surfaces and utensils should be covered during treatment or thoroughly washed before use. Cover or remove exposed food.

Remove pets, birds, and cover fish aquariums before spraying.

STATEMENT OF PRACTICAL TREATMENT
If inhaled—Remove victim to fresh air. Apply artificial respiration if indicated.
If on skin—Remove contaminated clothing and wash affected areas with soap and water.
If in eyes—Flush eyes with plenty of water. Get medical attention if irritation persists.

NOTE TO PHYSICIAN: Chlorpyrifos is a cholinesterase inhibitor. Atropine by injection is antidotal only if symptoms of cholinesterase inhibition are present.

PHYSICAL OR CHEMICAL HAZARDS

Contents under pressure. Do not use near heat or open flame. Do not puncture or incinerate container. Exposure to temperatures above 130 F may cause bursting.

BEST AVAILABLE COPY

8