

PM 31

11600-4

11/1/99

11600-4 18

SANOX II

Disinfectant-Cleaner-Sanitizer-Fungicide

Mildewstat-Virucide[®]-Deodorizer

For Hospital, Institutional, Industrial and Home Use

Virucide[®], kills HIV

Effective in hard water

Active Ingredients

Octyl decyl dimethyl ammonium chloride	1.650%
Dioctyl dimethyl ammonium chloride	0.660%
Didecyl dimethyl ammonium chloride	0.990%
Alkyl (C ₁₄ , 50%; C ₁₂ , 40%; C ₁₆ , 10%) dimethyl benzyl ammonium chloride	2.200%

Inert Ingredients

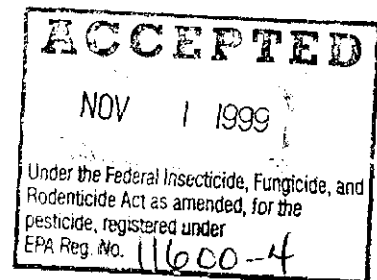
94.500%
100.000%

KEEP OUT OF REACH OF CHILDREN

DANGER

SEE BACK PANEL FOR ADDITIONAL PRECAUTIONARY STATEMENTS

EPA Registration No. 11600-4
EPA Establishment No. 11600-MN-1



USDA approved under category "C1" in food processing plants

Net Contents:

Conklin Company, Inc.
 Consumer Products Division
 551 Valley Park Drive
 P.O. Box 155
 Shakopee, MN 55379



0 7 5

Sanox II is a proven "one-step" disinfectant-cleaner-sanitizer-fungicide-mildewstat-virucide* which is effective in water up to 400 ppm hardness in the presence of 5% serum contamination.

Cross-contamination is of major housekeeping concern not only in hospitals, but in schools, homes institutions, and industry. Sanox II has been formulated to aid in the reduction of cross-contamination in these areas.

Sanox II is a one-step disinfectant-cleaner that is effective against a broad spectrum of bacteria, is virucidal*, fungicidal and will prevent the growth of mold and mildew and their odors when used as directed. Sanox II is an effective one-step sanitizer-cleaner for use on non-food contact surfaces.

When used as directed, Sanox II will deodorize surfaces in toilet areas, behind and under sinks and counters, garbage cans and garbage storage areas, and other places where bacterial growth can cause malodors.

DIRECTIONS FOR USE

It is a violation of Federal Law to use this product in a manner inconsistent with its labeling.

Apply Sanox II to walls, floors and other hard (inanimate) non-porous surfaces such as tables, chairs, countertops, sinks, tile, porcelain, toilet bowls and urinals with a cloth, mop or mechanical spray so as to thoroughly wet surfaces. For heavily soiled areas, a preliminary cleaning is required. Prepare a fresh solution daily or when use-solution becomes visibly dirty.

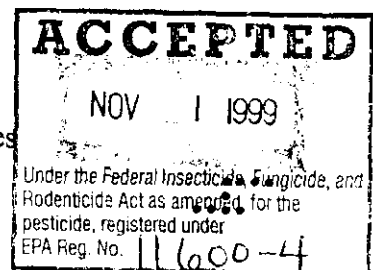
DISINFECTION - To disinfect hard, non-porous surfaces in hospitals, add 2 oz. per gallon of water. Treated surfaces must remain wet for 10 minutes. At 1 ¼ oz. per gallon of water, Sanox II will disinfect hard, non-porous surfaces in schools, industry and non-medical institutions.

2 oz. PER GALLON USE LEVEL:

The activity of Sanox II has been evaluated in the presence of 5% serum and 400 ppm hard water by the AOAC Use-Dilution test and found to be effective against a broad spectrum of gram negative and gram positive organisms as represented by:


Pseudomonas aeruginosa
 Staphylococcus aureus
 Salmonella choleraesuis
 Escherichia coli
 Streptococcus pyogenes
 Klebsiella pneumoniae
 Pseudomonas cepacia

Enterobacter aerogenes
 Streptococcus faecalis
 Shigella dysenteriae
 Brevibacterium ammoniagenes
 Salmonella typhi
 Serratia marcescens



FOR SCHOOLS, HOMES, INDUSTRY AND NON-MEDICAL INSTITUTIONAL USE:

At 1 ¼ oz./gallon of water, Sanox II delivers excellent cleaning and germicidal effectiveness. It is effective against Staphylococcus aureus, Salmonella choleraesuis, Escherichia coli and Serratia marcescens. The same AOAC tests used to confirm performance for hospitals were used.



Non-Acid Toilet Bowl Disinfectant/cleaner Application

1. Add 1 oz. to the bowl (0.75 gallon) and mix. Brush over exposed surfaces, allow to stand for 10 minutes and flush.
2. Empty toilet or urinal and apply 1.25 oz./gallon use-solution to exposed surfaces with a cloth, mop, sponge, or mechanical spray.

FUNGICIDAL CONTROL:

Sanox II is an effective fungicide against Trichophyton mentagrophytes (the athletes foot fungus) when used on surfaces such as locker rooms, dressing rooms, shower and bath areas, exercise facilities, etc., at 2 oz./gallon.

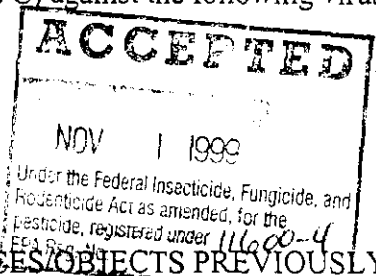
MOLD AND MILDEW CONTROL:

At 1 ¼ oz./gallon, Sanox II will effectively inhibit the growth of mold and mildew and the odors caused by them when applied to hard, non-porous surfaces (as indicated in general instructions above). Allow to dry on surface and repeat when mildew growth returns.

VIRUCIDAL PERFORMANCE:

At 1 ¼ oz /gallon use level, Sanox II was evaluated in the presence of 5% serum and 400 ppm hard water for a contact time of 10 minutes at room temperature (20 to 25 degrees C) against the following viruses found on inanimate hard non-porous environmental surfaces


- HIV-1 (AIDS virus)
- Influenza A/Brazil
- Herpes Simplex Types 1 and 2
- Vaccinia



***KILLS HIV ON PRE-CLEANED ENVIRONMENTAL SURFACES/OBJECTS PREVIOUSLY SOILED WITH BLOOD/BODY FLUIDS** in health care settings or other settings in which there is an expected likelihood of soiling of inanimate surfaces/objects with blood or body fluids and in which the surfaces/objects likely to be soiled with blood or body fluids can be associated with the potential for transmission of Human Immunodeficiency Virus Type 1 (HIV-I, associated with AIDS).

"SPECIAL INSTRUCTION FOR CLEANING AND DECONTAMINATION AGAINST HIV-1 ON SURFACES/OBJECTS SOILED WITH BLOOD/BODY FLUIDS"

- CONTACT TIME:** Leave surface wet for 10 minutes with 1.25 oz. per gallon use solution.
- CLEANING PROCEDURE:** Blood and other body fluids containing HIV must be thoroughly cleaned from surfaces and objects before application of Sanox II.
- PERSONAL PROTECTION:** Clean up should always be done wearing protective latex gloves, goggles, masks and eye protection.
- DISPOSAL OF INFECTIOUS MATERIAL:** Blood, body fluids, cleaning materials and clothing should be autoclaved and disposed of according to local regulations for infectious waste disposal.



4 7 5

SANITIZING NON-FOOD CONTACT SURFACES (such as floors, walls, tables, etc.):

At 1 oz. per 2 ¼ gallon use level, Sanox II is an effective sanitizer against Staphylococcus aureus and Klebsiella pneumoniae on hard porous and non-porous environmental surfaces. Treated surfaces must remain wet for 60 seconds.

REFILL APPLICATOR BOTTLE

Sanox II can be used with Conklin's Sanox II Refill Applicator Bottle. When using the Sanox II Refill Applicator bottle, follow the use instructions on the Refill Applicator Bottle.

PRECAUTIONARY STATEMENTS

HAZARDS TO HUMANS AND DOMESTIC ANIMALS

DANGER. Keep Out of Reach of children. Corrosive. Causes eye and skin damage. Do not get in eyes, on skin, or on clothing. Wear goggles or face shield and rubber gloves when handling. Harmful if swallowed. Avoid contamination of food.

FIRST AID (Statement of Practical Treatment)

In case of contact, immediately flush eyes or skin with plenty of water for at least 15 minutes. For eyes, call a physician. Remove and wash contaminated clothing before use.

If swallowed, drink promptly a large quantity of milk, egg whites, gelatin solution, or, if these are not available, drink large quantities of water. Avoid alcohol. Call a physician immediately.

NOTE TO PHYSICIAN: Probable mucosal damage may contraindicate the use of gastric lavage. Measures against circulatory shock, respiratory depression and convulsion may be needed.

(If container size is 5 gallons or greater, use the following Environmental Hazards statements):

ENVIRONMENTAL HAZARDS

Do not discharge effluent containing this product into lakes, streams, ponds, estuaries, oceans or other waters unless in accordance with the requirements of a National Pollutant Discharge Elimination System (NPDES) permit and the permitting authority has been notified in writing prior to discharge. Do not discharge effluent containing this product to sewer systems without previously notifying the local sewage treatment plant authority. For guidance, contact your State Water Board or Regional Office of the EPA.

(If container size is greater than one gallon, use the following Storage and Disposal statements):

STORAGE AND DISPOSAL


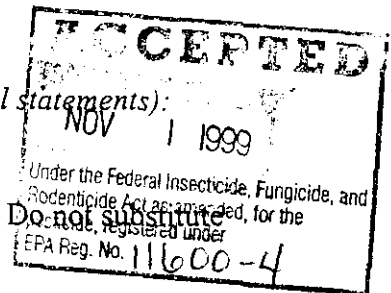
- Do not contaminate water, food, or feed by storage or disposal.
- Do not store on side. Do not reuse empty container. Always replace cap securely. Do not substitute cap with pump or other dispensers.
- Avoid creasing or impacting of side walls.

PESTICIDE DISPOSAL

Pesticide wastes are acutely hazardous. Improper disposal of excess pesticide, spray mixture or rinse is a violation of Federal Law. If these wastes cannot be disposed of by use according to label instructions, contact your State Pesticide or Environmental Control Agency, or the Hazardous Waste representative at the nearest EPA Regional Office for guidance.

CONTAINER DISPOSAL

Triple rinse (or equivalent). Then offer for recycling or reconditioning or puncture and dispose of in a sanitary landfill, or by incineration, or if allowed by state and local authorities, by burning. If burned, stay out of smoke.



(If container size is one gallon or less, use the following Storage and Disposal statements):

STORAGE AND DISPOSAL

Store in areas inaccessible to children. Always replace cap securely. Do not substitute cap with pump or other dispensers. Securely wrap original container in several layers of newspaper and dispose in trash. Do not reuse container.

For U.S. Health Hazard information, call 1-800-228-5635

HEALTH	3 (Serious)
FLAMMABILITY	0 (Minimal)
REACTIVITY	0 (Minimal)
PERSONAL PROTECTION	B

ACCEPTED
 NOV 1 1999
 Under the Federal Insecticide, Fungicide, and
 Rodenticide Act as amended, for the
 pesticide registered under
 EPA Reg. No. 11600-4

