

11556-147

06/02/2008

1/23



UNITED STATES ENVIRONMENTAL PROTECTION AGENCY  
WASHINGTON, D.C. 20460

JUN 02 2008

OFFICE OF  
PREVENTION, PESTICIDES AND  
TOXIC SUBSTANCES

Ms. Mary M. Hunt  
Bayer HealthCare LLC, Animal Health Division  
P.O. Box 390  
Shawnee Mission, KS 66201-0390

Subject: Revised Label to Include Agency Changes  
QuickBayt Fly Bait  
EPA Reg. No. 11556-147  
Your Submission date, May 29, 2008

Dear Ms. Hunt:

The labeling referred to above, submitted in connection with registration under the Federal Insecticide, Fungicide, and Rodenticide Act as amended is acceptable. A stamped cop is enclosed for your records. Submit two (2) copies of your final printed labeling before you release the product for shipment. If there are questions I can be reached at 703 305-5409.

Sincerely,

A handwritten signature, likely of Dani Daniel, is written in ink. The signature is stylized and appears to be "LS/".

Dani Daniel  
Insecticide-Rodenticide Branch  
Registration Division 7505C

2/23

**ACCEPTED**  
**JUN 02 2008**  
 Under the Federal Insecticide,  
 Fungicide, and Rodenticide Act,  
 as amended, for the pesticide  
 Registered under  
 EPA Reg. No. 11556-147

Brackets [ ] and parentheses ( ) indicate optional/alternate language.

[One Pound Package]

## QuickBayt® Spot Spray

For use in and around animal facilities – designed to lure house flies to their death

### Active Ingredients:

Imidacloprid .....	10.0%
Z-9-Tricosene .....	0.1%
Other Ingredients .....	89.9%
<b>TOTAL</b>	<b>100.0%</b>

EPA Reg. No. 11556-147

EPA Est. No. TBD

**STOP – Read the label before use.**  
**Keep out of reach of children.**

### CAUTION

FIRST AID	
<b>If swallowed</b>	<ul style="list-style-type: none"> <li>• Call a poison control center or doctor immediately for treatment advice.</li> <li>• Have person sip a glass of water if able to swallow.</li> <li>• Do not induce vomiting unless told to by a poison control center or doctor.</li> <li>• Do not give anything to an unconscious person.</li> </ul>
<b>If on skin or clothing</b>	<ul style="list-style-type: none"> <li>• Take off contaminated clothing.</li> <li>• Rinse skin immediately with plenty of water for 15 to 20 minutes.</li> <li>• Call a poison control center or doctor for treatment advice.</li> </ul>
<b>If in eyes</b>	<ul style="list-style-type: none"> <li>• Hold eye open and rinse slowly and gently with water for 15 to 20 minutes. Remove contact lenses, if present, after the first 5 minutes, then continue rinsing eye.</li> <li>• Call a poison control center or doctor for treatment advice.</li> </ul>
Have the product container or label with you when calling a poison control center or doctor or going for treatment. For emergency medical treatment call 1-877-258-2280. For product information call 1-800-633-3796.	
<b>Note To Physician:</b> No specific antidote is available. Treat the patient symptomatically.	

## PRECAUTIONARY STATEMENTS


### HAZARDS TO HUMANS AND DOMESTIC ANIMALS

**CAUTION:** Harmful if swallowed. Avoid contact with eyes, skin or clothing. Wash thoroughly with soap and water after handling and before eating, drinking, chewing gum, using tobacco, or using the toilet. Wear long-sleeved shirt and long pants, socks, shoes, and chemical-resistant gloves made of any waterproof material such as, barrier laminate, butyl rubber, nitrile rubber, neoprene rubber, natural rubber, polyethylene, polyvinylchloride (PVC) or viton.


### ENVIRONMENTAL HAZARDS

This product is highly toxic to aquatic invertebrates.

Do not apply directly to water, or to areas where surface water is present or to intertidal areas below the mean high water mark. Do not contaminate water when disposing of equipment washwaters or rinsate. This product is highly toxic to bees exposed to direct treatment or residues on blooming crops or weeds. Do not apply this product or allow it to drift to blooming crops or weeds if bees are visiting the treatment area. This chemical has properties and characteristics associated with chemicals detected in groundwater. The use of this chemical in areas where soils are permeable, particularly where the water table is shallow, may result in groundwater contamination.



4/23

<b>QuickBayt® Spot Spray <i>QuickFacts</i></b>	
<ul style="list-style-type: none"> <li>• A bait that is consumed by house flies</li> <li>• Easy to apply</li> <li>• Fast acting, fast knockdown</li> <li>• Outdoor residual efficacy up to [(2weeks) (14 days)] unless the bait is completely consumed</li> <li>• In animal facilities and protected areas, residual efficacy can last up to 6 weeks* *unless the bait is completely consumed</li> <li>• Contains 2 attractants</li> <li>• Designed to lure house flies to their death</li> <li>• Controls house flies resistant to organophosphates, carbamates, and pyrethroid insecticides</li> <li>• Contains Bitrex® bittering agent to help prevent ingestion by non-target animals, children and pets</li> </ul>	
<b>WHERE TO APPLY</b>	<ul style="list-style-type: none"> <li>• [In and around agricultural livestock production facilities, such as: poultry houses, turkey and chicken houses, cattle, sheep and goat facilities, feedlots, dairy barns, swine confinement buildings, dog kennels, and horse stables.]</li> <li>• [In and around hobby and recreational farms and rural environments where house flies aggregate.]</li> </ul>
<b>HOW TO APPLY</b>	<ul style="list-style-type: none"> <li>• Mix in water and spray [or paint] on surfaces</li> </ul>
<b>COVERAGE</b>	<ul style="list-style-type: none"> <li>• [Use 16 oz of product in 1 gallon of finished spray to treat fly-resting surfaces in buildings with 2,000 sq. ft. of floor space]</li> <li>• [Use 16 oz (1 pint) of finished spray to treat 125 square feet of fly-resting surfaces.]</li> <li>• [Use 24 oz of finished spray to treat 188 square feet of fly-resting surfaces.]</li> <li>• [Use 32 oz (1 quart) of finished spray to treat 250 square feet of fly-resting surfaces]</li> </ul>
<b>RE-APPLY</b>	<ul style="list-style-type: none"> <li>• Re-apply as needed, but not before 7 days.</li> </ul>
<b>QUESTIONS ??</b> 	<ul style="list-style-type: none"> <li>• For questions or comments, call toll-free 1-800 633-3796 or visit us online at <a href="http://www.quickbayt.com">www.quickbayt.com</a></li> </ul>

## DIRECTIONS FOR USE

**It is a violation of Federal law to use this product in a manner inconsistent with its labeling.**  
**IMPORTANT: Read entire label before using this product.**

### INFORMATION ABOUT QUICKBAYT SPOT SPRAY

This product is a bait formulated to control house flies in animal confinement areas (e.g., cattle, poultry, swine), hobby and recreational farms, and rural environments where house flies aggregate. The product can be used as a spray for treatment of surfaces, such as stable walls or waste containers[, or it can be used as a paint-on application to walls and other surfaces such as pillars and compartment walls].

There is no need to spray the complete surface because this bait will attract pests to the treated area. Begin applications at the start of the season before fly populations have reached their peak. Best results occur when the product is applied to many locations throughout the structure or facility. Spray the product on surfaces where house flies tend to rest. House flies prefer warm, still sites for resting, so avoid cool or windy locations.

Applications of this product may leave a visible residue or discolor some surfaces. Before treating, it is advisable to test application in a small inconspicuous area.

## MIXING DIRECTIONS, USE RATES AND APPLICATION

### Directions for spray applications:

All dilutions specified on this label result in a 1.2% imidacloprid spray.

### Mixing Directions for [(1 pound) (1 gallon)] or larger spray applications:

Add [(16 ounces) (one pound)] of this product [to one] [for each] gallon of water and agitate until completely mixed. One gallon of finished spray will treat 1,000 square feet of fly-resting surfaces.

### Mixing Directions for Less Than [1 Pound Quantities of QuickBayt Spot Spray] [1 Gallon Quantities of Finished Spray]

To make this much spray	Mix this much QuickBayt Spot Spray	With this much water	To [(spray) (cover) (treat)] this many square feet
½ cup (4 oz)	1 ⅓ tablespoons	½ cup (4 oz)	31
1 cup (8 oz)	2 ⅔ tablespoons	1 cup (8 oz)	63
1 pint (16 oz)	⅓ cup (2 oz)	1 pint (16 oz)	125
1 ½ pints (24 oz)	½ cup (3 oz)	1 ½ pints (24 oz)	188
1 quart (32 oz)	⅔ cup (4 oz)	1 quart (32 oz)	250
½ gallon (64 oz)	1 ⅓ cups (8 oz)	½ gallon (64 oz)	500
¾ gallon (96)	2 cups (12 oz)	¾ gallon (96 oz)	750

For smaller amounts, use 1 teaspoon of QuickBayt Spot Spray per 1 fluid ounce of water. Each fluid ounce of diluted spray will treat approximately 8 square feet.

Determine the [(volume) (quantity) (amount)] of spray you [(want to make) (need)]. Measure out the amount of [(QuickBayt Spot Spray) (product)] to be used and [(add it to) (put it into)] the [(sprayer) (spray bottle)]. Add the [(required)] amount of water to the [(sprayer) (spray bottle)]. Close the [(sprayer) (spray bottle)] and [(shake) (mix) (agitate)] the mixture before [(applying) (spraying)].

### Mixing directions for paint-on applications:

Add 8 ounces (1 ½ cup) of this product to 8 ounces of water (approximately 1 cup), and mix to desired consistency for best painting results. [For paint-on applications,] Use a brush or paint roller applicator to apply solution to surfaces. Apply this mixture in narrow bands up to 6 inches wide on suitable fly-resting surfaces. Do not apply this product at a rate exceeding 8 ounces (1 ½ cup) for every 1,000 square feet of floor space. Clean application and mixing equipment with water after application.

**How and Where to Apply:****Applications in food/feed handling establishments are not permitted**

FOR USE IN and around agricultural livestock production facilities, such as poultry houses, turkey and chicken houses, cattle, sheep and goat facilities, feedlots, dairy barns, swine confinement buildings, dog kennels, horse stables, animal confinement areas, animal holding areas, animal quarters, animal rearing facilities, livestock [pigs, cattle, sheep, goat] barns, storage areas, storage rooms, dumpsters and trash collection areas, utility rooms, washrooms, work areas such as offices and rooms in animal facilities, and hobby and recreational farms and rural environments where houseflies tend to be a nuisance or a health hazard.

Spray application: Apply as a coarse fan or cone spray. Apply solution at a low pressure not to exceed 20 psi. Flush spray equipment with water to prevent clogging. Spray diluted product where house flies aggregate: on walls, around windows, on surfaces of pillars and other structures, etc. For best results, apply product in spots of 3 to 12 sq. ft. where house flies tend to rest. If treating spots 10 sq. ft. in size, you can apply up to 50 such bait spots in a building with 1,000 sq. ft. of floor space without exceeding the limit of 8 ounces of product for a building of this size.

Paint on application: For best results, use a brush or paint roller applicator to [(paint) (apply)] the [(mixture) (product)] in [(small) (short)] bands up to 6 inches wide, on surfaces where house flies aggregate. Do not apply this product at a rate exceeding 8 ounces (1½ cups) for every 1,000 square feet of floor space.

## **Residual Efficacy in Animal Facilities**

Residual efficacy in animal facilities is dependent on the sanitary conditions and fly pressure level, as well as on the quality and cleanliness of the surfaces treated.

Apply as soon as fly pressure exceeds acceptable threshold levels to avoid population build up. Re-apply as needed, typically at 4 to 6 week intervals, but no sooner than 7 days after application.

When spraying surfaces, care must be taken only to spray places out of reach of the animals. This also applies to empty pens due to be re-stocked within the next few weeks. Do not spray directly on animals, feed and drinking supplies nor on milking equipment. Do not treat surfaces that people frequently contact. Avoid contact with sprayed surfaces until dry.

## **Restrictions**

- Do not apply bait on surfaces accessible to children or pets.
- Do not apply bait in areas where food animals can ingest product.
- Do not allow bait to come in contact with food or water.
- Do not apply to milking equipment at dairy facilities.
- Do not apply inside food processing or manufacturing facilities.
- Do not apply in classrooms or patient rooms.
- Note: Not for Sale, Use, or Distribution in or into Nassau, Suffolk, Queens, or King Counties, New York.

## **For Best Results**

- Use the bait as part of an overall Integrated Pest Management program.
- Use proper sanitation and manure management.
- Consult with cooperative extension service in your state for advice on fly management practices.



## STORAGE AND DISPOSAL

Do not contaminate water, food, or feed by storage or disposal.

### **Pesticide Storage:**

Store in a cool, dry place and in such a manner as to prevent cross contamination with other pesticides, fertilizers, food, or feed. Store in original containers and out of the reach of children, preferably in a locked storage area. Handle and open container in a manner as to prevent spillage.

### **Pesticide Disposal:**

Wastes resulting from the use of this product may be disposed of on site or at an approved waste disposal facility.

### **Container Disposal:**

*Triple rinse as follows: Empty the remaining contents into application equipment. Fill the container 1/4 full with water. Replace and tighten closures. Tip container on its side and roll it back and forth, ensuring at least one complete revolution, for 30 seconds. Stand the container on its end and tip it back and forth several times. Empty the rinsate into application equipment or store rinsate for later use or disposal. Repeat this procedure two more times.*

Completely empty container. Dispose of container at an approved waste disposal facility or by incineration if allowed by state and local authorities. Do not use container in connection with food, feed, or drinking water.

### **Spills:**

If the container is leaking or material is spilled, carefully sweep up spilled bait and wash exposed area. In spill or leak incidents, keep unauthorized people away.

You may contact Chemtrec at 800-424-9300 for decontamination procedures or any other assistance that may be necessary.

**IMPORTANT: READ BEFORE USE**

Read the entire Directions for Use, Conditions, Disclaimer of Warranties and Limitations of Liability before using this product. If terms are not acceptable, return the unopened product container at once.

By using this product, user or buyer accepts the following Conditions, Disclaimer of Warranties and Limitations of Liability.

**CONDITIONS:** The directions for use of this product are believed to be adequate and must be followed carefully. However, it is impossible to eliminate all risks associated with the use of this product. Crop injury, ineffectiveness or other unintended consequences may result because of such factors as weather conditions, presence of other materials, or the manner of use or application, all of which are beyond the control of Bayer HealthCare LLC. To the extent consistent with applicable law, all such risks shall be assumed by the user or buyer.


**DISCLAIMER OF WARRANTIES:** TO THE EXTENT CONSISTENT WITH APPLICABLE LAW, BAYER HEALTHCARE LLC MAKES NO OTHER WARRANTIES, EXPRESS OR IMPLIED, OF MERCHANTABILITY OR OF FITNESS FOR A PARTICULAR PURPOSE OR OTHERWISE, THAT EXTEND BEYOND THE STATEMENTS MADE ON THIS LABEL. No agent of Bayer HealthCare LLC is authorized to make any warranties beyond those contained herein or to modify the warranties contained herein. TO THE EXTENT CONSISTENT WITH APPLICABLE LAW, BAYER HEALTHCARE LLC DISCLAIMS ANY LIABILITY WHATSOEVER FOR SPECIAL, INCIDENTAL OR CONSEQUENTIAL DAMAGES RESULTING FROM THE USE OR HANDLING OF THIS PRODUCT.

**LIMITATIONS OF LIABILITY:** TO THE EXTENT CONSISTENT WITH APPLICABLE LAW, THE EXCLUSIVE REMEDY OF THE USER OR BUYER FOR ANY AND ALL LOSSES, INJURIES OR DAMAGES RESULTING FROM THE USE OR HANDLING OF THIS PRODUCT, WHETHER IN CONTRACT, WARRANTY, TORT, NEGLIGENCE, STRICT LIABILITY OR OTHERWISE, SHALL NOT EXCEED THE PURCHASE PRICE PAID, OR AT BAYER HEALTHCARE LLC'S ELECTION, THE REPLACEMENT OF PRODUCT.

Net Contents: [One pound (16 ounces)]

11/  
23

Manufactured for:  
Bayer HealthCare LLC  
Animal Health Division  
PO BOX 390  
Shawnee Mission, KS 66201  
USA



12/23

[Trigger Spray Bottle Package]

## QuickBayt<sup>®</sup> Spot Spray

For use in and around animal facilities – designed to lure house flies to their death

Active Ingredients:

Imidacloprid .....	10.0%
Z-9-Tricosene .....	0.1%
Other Ingredients .....	89.9%
<b>TOTAL</b>	<b>100.0%</b>

EPA Reg. No. 11556-147

EPA Est. No. TBD

**STOP – Read the label before use.**  
**Keep out of reach of children.**

### CAUTION

FIRST AID	
<b>If swallowed</b>	<ul style="list-style-type: none"><li>• Call a poison control center or doctor immediately for treatment advice.</li><li>• Have person sip a glass of water if able to swallow.</li><li>• Do not induce vomiting unless told to by a poison control center or doctor.</li><li>• Do not give anything to an unconscious person.</li></ul>
<b>If on skin or clothing</b>	<ul style="list-style-type: none"><li>• Take off contaminated clothing.</li><li>• Rinse skin immediately with plenty of water for 15 to 20 minutes.</li><li>• Call a poison control center or doctor for treatment advice.</li></ul>
<b>If in eyes</b>	<ul style="list-style-type: none"><li>• Hold eye open and rinse slowly and gently with water for 15 to 20 minutes. Remove contact lenses, if present, after the first 5 minutes, then continue rinsing eye.</li><li>• Call a poison control center or doctor for treatment advice.</li></ul>
Have the product container or label with you when calling a poison control center or doctor or going for treatment. For emergency medical treatment call 1-877-258-2286. For product information call 1-800-633-3796.	
<b>Note To Physician:</b> No specific antidote is available. Treat the patient symptomatically.	

## PRECAUTIONARY STATEMENTS


### HAZARDS TO HUMANS AND DOMESTIC ANIMALS

**CAUTION:** Harmful if swallowed. Avoid contact with eyes, skin or clothing. Wash thoroughly with soap and water after handling and before eating, drinking, chewing gum, using tobacco, or using the toilet. Wear long-sleeved shirt and long pants, socks, shoes, and chemical-resistant gloves made of any waterproof material such as, barrier laminate, butyl rubber, nitrile rubber, neoprene rubber, natural rubber, polyethylene, polyvinylchloride (PVC) or viton.

### ENVIRONMENTAL HAZARDS

This product is highly toxic to aquatic invertebrates.

Do not apply directly to water, or to areas where surface water is present or to intertidal areas below the mean high water mark. Do not contaminate water when disposing of equipment washwaters or rinsate. This product is highly toxic to bees exposed to direct treatment or residues on blooming crops or weeds. Do not apply this product or allow it to drift to blooming crops or weeds if bees are visiting the treatment area. This chemical has properties and characteristics associated with chemicals detected in groundwater. The use of this chemical in areas where soils are permeable, particularly where the water table is shallow, may result in groundwater contamination.

<b>QuickBayt® Spot Spray QuickFacts</b>	
<ul style="list-style-type: none"> <li>• A bait that is consumed by house flies</li> <li>• Easy to apply</li> <li>• Fast acting, fast knockdown</li> <li>• Outdoor residual efficacy up to [(2weeks) (14 days)] unless the bait is completely consumed</li> <li>• In animal facilities and protected areas, residual efficacy can last up to 6 weeks* *unless the bait is completely consumed</li> <li>• Contains 2 attractants</li> <li>• Designed to lure house flies to their death</li> <li>• Controls house flies resistant to organophosphates, carbamates, and pyrethroid insecticides</li> <li>• Contains Bitrex® bittering agent to help prevent ingestion by non-target animals, children and pets</li> </ul>	
<b>WHERE TO APPLY</b>	<ul style="list-style-type: none"> <li>• [In and around agricultural livestock production facilities, such as: poultry houses, turkey and chicken houses, cattle, sheep and goat facilities, feedlots, dairy barns, swine confinement buildings, dog kennels, and horse stables.]</li> <li>• [In and around hobby and recreational farms and rural environments where house flies aggregate.]</li> </ul>
<b>HOW TO APPLY</b>	<ul style="list-style-type: none"> <li>• Mix in water and spray [or paint] on surfaces</li> </ul>
<b>COVERAGE</b>	<ul style="list-style-type: none"> <li>• [Use 16 oz of product in 1 gallon of finished spray to treat fly-resting surfaces in buildings with 2,000 sq. ft. of floor space]</li> <li>• [Use 16 oz (1 pint) of finished spray to treat 125 square feet of fly-resting surfaces.]</li> <li>• [Use 24 oz of finished spray to treat 188 square feet of fly-resting surfaces.]</li> <li>• [Use 32 oz (1 quart) of finished spray to treat 250 square feet of fly-resting surfaces]</li> </ul>
<b>RE-APPLY</b>	<ul style="list-style-type: none"> <li>• Re-apply as needed, but not before 7 days.</li> </ul>
<b>QUESTIONS ??</b> 	<ul style="list-style-type: none"> <li>• For questions or comments, call toll-free 1-800 633-3796 or visit us online at <a href="http://www.quickbayt.com">www.quickbayt.com</a></li> </ul>

15/23

## **DIRECTIONS FOR USE**

**It is a violation of Federal law to use this product in a manner inconsistent with its labeling.  
IMPORTANT: Read entire label before using this product.**

### **INFORMATION ABOUT QUICKBAYT SPOT SPRAY**

This product is a bait formulated to control house flies in animal confinement areas (e.g., cattle, poultry, swine), hobby and recreational farms, and rural environments where house flies aggregate. The product can be used as a spray for treatment of surfaces, such as stable walls or waste containers[, or it can be used as a paint-on application to walls and other surfaces such as pillars and compartment walls].

There is no need to spray the complete surface because this bait will attract pests to the treated area. Begin applications at the start of the season before fly populations have reached their peak. Best results occur when the product is applied to many locations throughout the structure or facility. Spray the product on surfaces where house flies tend to rest. House flies prefer warm, still sites for resting, so avoid cool or windy locations.

Applications of this product may leave a visible residue or discolor some surfaces. Before treating, it is advisable to test application in a small inconspicuous area.

16/23

## MIXING DIRECTIONS, USE RATES AND APPLICATION

### Mixing Directions for Product Packaged in a [Trigger] Spray[er] Bottle:

All dilutions specified on this label result in a 1.2% imidacloprid spray.

[For 2 [(ounces) (oz)] of product packaged in a [(one pint) (16 ounce)] bottle]

[Remove the [trigger] sprayer from the bottle. Fill the bottle with water up to the [(one pint) (16 ounce)] [(line) (mark) (level)] to make a 1.2% imidacloprid dilution. Put the sprayer back on the bottle [and tighten]. [(Shake) (Agitate)] the bottle to mix the [(QuickBayt Spot Spray) (product)]. Spray as directed.]

[For 3 [(ounces) (oz)] of product packaged in a 24 ounce bottle]

[Remove the [trigger] sprayer from the bottle. Fill the bottle with water up to the 24 ounce [(line) (mark) (level)] to make a 1.2% imidacloprid dilution. Put the sprayer back on the bottle [and tighten]. [(Shake) (Agitate)] the bottle to mix the [(QuickBayt Spot Spray) (product)]. Spray as directed.]

[For 4 [(ounces) (oz)] of product packaged in a [(one quart) (32 ounce)] bottle]

[Remove the [trigger] sprayer from the bottle. Fill the bottle with water up to the [(one quart) (32 ounce)] [(line) (mark) (level)] to make a 1.2% imidacloprid dilution. Put the sprayer back on the bottle [and tighten]. [(Shake) (Agitate)] the bottle to mix the [(QuickBayt Spot Spray) (product)]. Spray as directed.]

### Directions for [(refill) (reuse)] of this package:

[This trigger spray bottle may be [(refilled and used) (used)] to make additional QuickBayt Spot Spray solution. After obtaining a one pound bottle of QuickBayt Spot Spray, follow the directions below to [(mix) (prepare)] additional spray solution. ]

[For a [(one pint) (16 ounce)] bottle]

[Remove the [trigger] sprayer from the bottle. Add 1/3 cup of QuickBayt Spot Spray to the bottle. Fill the bottle with water up to the [(one pint) (16 ounce)] [(line) (mark) (level)] to make a 1.2% imidacloprid dilution. Put the sprayer back on the bottle [and tighten]. [(Shake) (Agitate)] the bottle to mix the [(QuickBayt Spot Spray) (product)]. Spray as directed.]



[For a 24 ounce bottle]

[Remove the [trigger] sprayer from the bottle. Add ½ cup of QuickBayt Spot Spray to the bottle. Fill the bottle with water up to the 24 ounce [(line) (mark) (level)] to make a 1.2% imidacloprid dilution. Put the sprayer back on the bottle [and tighten]. [(Shake) (Agitate)] the bottle to mix the [(QuickBayt Spot Spray) (product)]. Spray as directed.]

[For a [(one quart) (32 ounce)] bottle]

[Remove the [trigger] sprayer from the bottle. Add 2/3 cup of QuickBayt Spot Spray to the bottle. Fill the bottle with water up to the [(one quart) (32 ounce)] [(line) (mark) (level)] to make a 1.2% imidacloprid dilution. Put the sprayer back on the bottle [and tighten]. [(Shake) (Agitate)] the bottle to mix the [(QuickBayt Spot Spray) (product)]. Spray as directed.]


**How and Where to Apply**

**Applications in food/feed establishments are not permitted**

FOR USE IN and around agricultural livestock production facilities, including but not such as poultry houses, turkey and chicken houses, cattle, sheep and goat facilities, feedlots, dairy barns, swine confinement buildings, dog kennels, horse stables, animal confinement areas, animal holding areas, animal quarters, animal rearing facilities, livestock [pigs, cattle, sheep, goat] barns, storage areas, storage rooms, dumpsters and trash collection areas, utility rooms, washrooms, work areas such as offices and rooms in animal facilities, and hobby and recreational farms and rural environments where houseflies tend to be a nuisance or a health hazard.

Application:

Spray diluted product where house flies aggregate: on walls, around windows, on surfaces of pillars and other structures, etc. For best results, apply product in spots of 3 to 12 sq. ft. where house flies tend to rest. This package will treat [(125) (188) (250)] square feet of fly-resting surfaces.



### **Residual Efficacy in Animal Facilities**

Residual efficacy in animal facilities is dependent on the sanitary conditions and fly pressure level, as well as on the quality and cleanliness of the surfaces treated.

Apply as soon as fly pressure exceeds acceptable threshold levels to avoid population build up. Re-apply as needed, typically at 4 to 6 week intervals, but no sooner than 7 days after application.

When spraying surfaces, care must be taken only to spray places out of reach of the animals. This also applies to empty pens due to be re-stocked within the next few weeks. Do not spray directly on animals, feed and drinking supplies nor on milking equipment. Do not treat surfaces that people frequently contact. Avoid contact with sprayed surfaces until dry.

### **Restrictions**

- Do not apply bait on surfaces accessible to children or pets.
- Do not apply bait in areas where food animals can ingest product.
- Do not allow bait to come in contact with food or water.
- Do not apply to milking equipment at dairy facilities.
- Do not apply inside food processing or manufacturing facilities.
- Do not apply in classrooms or patient rooms.
- Note: Not for Sale, Use, or Distribution in or into Nassau, Suffolk, Queens, or King Counties, New York.

### **For Best Results**

- Use the bait as part of an overall Integrated Pest Management program.
- Use proper sanitation and manure management.
- Consult with cooperative extension service in your state for advice on fly management practices.

## STORAGE AND DISPOSAL

Do not contaminate water, food, or feed by storage or disposal.

*Refillable container. Refill this container with QuickBayt Spot Spray (imidacloprid/Z-9-tricosene) only. Do not reuse this container for any other purpose.*

### **Pesticide Storage:**

Store in a cool, dry place and in such a manner as to prevent cross contamination with other pesticides, fertilizers, food, or feed. Store in original containers and out of the reach of children, preferably in a locked storage area. Handle and open container in a manner as to prevent spillage.

### **Pesticide Disposal:**

Wastes resulting from the use of this product may be disposed of on site or at an approved waste disposal facility.

### **Container Disposal:**

*Cleaning the container before final disposal is the responsibility of the person disposing of the container. Cleaning before refilling is the responsibility of the refiller.*

*To clean the container before final disposal, Add water to fill 10 percent of bottle. Agitate vigorously and spray onto labeled use site. Repeat this rinsing procedure two more times.*

Completely empty container. Dispose of container at an approved waste disposal facility or by incineration if allowed by state and local authorities. Do not use container in connection with food, feed, or drinking water.

### **Spills:**

If the container is leaking or material is spilled, carefully sweep up spilled bait and wash exposed area. In spill or leak incidents, keep unauthorized people away.

You may contact Chemtrec at 800-424-9300 for decontamination procedures or any other assistance that may be necessary.

**IMPORTANT: READ BEFORE USE**

Read the entire Directions for Use, Conditions, Disclaimer of Warranties and Limitations of Liability before using this product. If terms are not acceptable, return the unopened product container at once.

By using this product, user or buyer accepts the following Conditions, Disclaimer of Warranties and Limitations of Liability.

**CONDITIONS:** The directions for use of this product are believed to be adequate and must be followed carefully. However, it is impossible to eliminate all risks associated with the use of this product. Crop injury, ineffectiveness or other unintended consequences may result because of such factors as weather conditions, presence of other materials, or the manner of use or application, all of which are beyond the control of Bayer HealthCare LLC. To the extent consistent with applicable law, all such risks shall be assumed by the user or buyer.

**DISCLAIMER OF WARRANTIES:** TO THE EXTENT CONSISTENT WITH APPLICABLE LAW, BAYER HEALTHCARE LLC MAKES NO OTHER WARRANTIES, EXPRESS OR IMPLIED, OF MERCHANTABILITY OR OF FITNESS FOR A PARTICULAR PURPOSE OR OTHERWISE, THAT EXTEND BEYOND THE STATEMENTS MADE ON THIS LABEL. No agent of Bayer HealthCare LLC is authorized to make any warranties beyond those contained herein or to modify the warranties contained herein. TO THE EXTENT CONSISTENT WITH APPLICABLE LAW, BAYER HEALTHCARE LLC DISCLAIMS ANY LIABILITY WHATSOEVER FOR SPECIAL, INCIDENTAL OR CONSEQUENTIAL DAMAGES RESULTING FROM THE USE OR HANDLING OF THIS PRODUCT.

**LIMITATIONS OF LIABILITY:** TO THE EXTENT CONSISTENT WITH APPLICABLE LAW, THE EXCLUSIVE REMEDY OF THE USER OR BUYER FOR ANY AND ALL LOSSES, INJURIES OR DAMAGES RESULTING FROM THE USE OR HANDLING OF THIS PRODUCT, WHETHER IN CONTRACT, WARRANTY, TORT, NEGLIGENCE, STRICT LIABILITY OR OTHERWISE, SHALL NOT EXCEED THE PURCHASE PRICE PAID, OR AT BAYER HEALTHCARE LLC'S ELECTION, THE REPLACEMENT OF PRODUCT.

Net Contents: [2 ounces]  
[3 ounces]  
[4 ounces]

21/  
03

Manufactured for:  
Bayer HealthCare LLC  
Animal Health Division  
PO BOX 390  
Shawnee Mission, KS 66201  
USA

11556-147

[One Pound Package or Trigger Spray Bottle Package]

**[(Optional Claims)]**

General (for all package sizes):

- Lure flies into certain death.
- Powerful fly control where you need it most.
- Treat places conventional granular baits can't go.
- Can be sprayed on surfaces where flies tend to rest, indoors and outdoors.
- Highly attractive formula, lures flies into certain death.
- Effective against flies resistant to organophosphates and pyrethroids.
- Contains two attractants: Muscalure and Flavoring agent that flies can't resist.
- Spray on strategic fly-resting areas.
- An effective spot size is 4 sq ft.
- For best results, make a number of spot sprays throughout the facility.
- For best results, spray a number of spots throughout the facility.
- Can be used indoors and outdoors.
- Dries virtually clear on most surfaces.
- The next generation of fly bait.
- Spray on walls, posts, beams, ceilings and other areas where flies rest.
- Easy to apply. Just mix and spray.
- One application keeps killing flies for up to six weeks indoors\*
- Can last up to six weeks indoors\*
- Can be used in and around animal facilities.
- Take fly control to the next level (generation).
- Kills flies fast
- Long lasting.
- One application kills flies dead.
- Don't treat the entire area, make spot applications.
- Quick and Easy Fly Control.
- Transforms practically any area into a fly-free zone.
- Easy to use application.
- Puts house fly control where other products can't go.
- Quick acting.
- Long lasting control.
- Where flies go, QuickBayt goes.
- Targeted fly control
- Precise fly control
- Add 16 oz of product to one gallon of water to treat fly-resting surfaces.

\*unless the bait is completely consumed

Small Size (for trigger sprayer package):

- Easy to apply. Just add water, mix and spray.
- Simply add water, mix (shake), and spray.

- Add water and spray.
- Just spot-spray and watch the flies pile up.
- Simple and easy to use. Just add water, mix, and spray.
- Economical Concentrated Formula.
- Add water, spray, and watch flies pile up.
- Perfect for indoor and outdoor fly control.
- Convenient for around the barn or house.
- Easy to mix - Easy to apply
- Concentrated Fly Control
- Easy for you to mix. Hard for flies to resist.

