



UNITED STATES ENVIRONMENTAL PROTECTION AGENCY
WASHINGTON, DC 20460

OFFICE OF CHEMICAL SAFETY
AND POLLUTION PREVENTION

February 14, 2022

J. Todd Frank
Elanco US Inc.
2500 Innovation Way
Greenfield, IN 46140

Subject: Notification per PRN 98-10 – Revise marketing claim
Product Name: K9 Advantix II Small Dog
EPA Registration Number: 11556-141
Application Date: 12/16/21
Decision Number: 581038

Dear Mr. Frank:

The Agency is in receipt of your Application for Pesticide Notification under Pesticide Registration Notice (PRN) 98-10 for the above referenced product. The Registration Division (RD) has conducted a review of this request for its applicability under PRN 98-10 and finds that the action requested falls within the scope of PRN 98-10.

The label submitted with the application has been stamped “Notification” and will be placed in our records.

Should you wish to add/retain a reference to the company’s website on your label, then please be aware that the website becomes labeling under the Federal Insecticide Fungicide and Rodenticide Act and is subject to review by the Agency. If the website is false or misleading, the product would be misbranded and unlawful to sell or distribute under FIFRA section 12(a)(1)(E). 40 CFR 156.10(a)(5) list examples of statements EPA may consider false or misleading. In addition, regardless of whether a website is referenced on your product’s label, claims made on the website may not substantially differ from those claims approved through the registration process. Therefore, should the Agency find or if it is brought to our attention that a website contains false or misleading statements or claims substantially differing from the EPA approved registration, the website will be referred to the EPA’s Office of Enforcement and Compliance.

If you have any questions, you may contact please contact Elizabeth Fertich at 202-566-2675 or by email at fertich.elizabeth@epa.gov.

Sincerely,

A handwritten signature in black ink, appearing to be "Elizabeth Fertich".

Elizabeth Fertich, PM04
Invertebrate & Vertebrate Branch 1
Registration Division (7505P)
Office of Pesticide Programs

NOTE TO REVIEWER: Braces “{ }” indicate notes to reviewer. Brackets “[]” indicate alternate language.

{Front Panel}

For Use
ONLY on Dogs
7 Weeks and
Older and
4-10 lbs.

NOTIFICATION

11556-141

The applicant has certified that no changes, other than those reported to the Agency have been made to the labeling. The Agency acknowledges this notification by letter dated:

02/14/2022

{A large, clear picture of a dog in the weight range for the product will be on the front panel.}

K9 Advantix® II Small Dog

{The “Small Dog” text size will be 40% to 75% of the height of the largest letter in the primary brand name.}

{Selected optional claims bulleted here from OPTIONAL MARKETING CLAIMS}

Image of
tube

[1, 2, 3, 4, 6, 8, 12 or 24] monthly doses

ACTIVE INGREDIENTS	%
	By Weight
Imidacloprid.	8.80%
Permethrin*	44.00%
Pyriproxyfen.	0.44%
OTHER INGREDIENTS	<u>46.76%</u>
Total	100.00%

* cis/trans ratio: Max 55% (±) cis and min 45% (±) trans

Topical Prevention and Treatment of Fleas, Ticks, Mosquitoes, Biting Flies, and Lice for Monthly Use Only on Dogs and Puppies 7 Weeks of Age and Older and Weighing 4 - 10 lbs.

KEEP OUT OF REACH OF CHILDREN

WARNING

See back panel for First Aid, Precautionary Statements, Restrictions and Directions for Use. For all information, including Storage and Disposal, see insert inside carton.



{Icon Size 1.5 cm X 1.5 cm cat prohibition icon shall be placed in a box located at the lower right hand corner of the front panel in yellow with black images}

{Back Panel}

K9 Advantix® II Small Dog

{The “Small Dog” text size will be 40% to 75% of the height of the largest letter in the primary brand name.}

Topical Prevention and Treatment of Fleas, Ticks, Mosquitoes,
Biting Flies, and Lice for Monthly Use Only on Dogs and
Puppies 7 Weeks of Age and Older and Weighing 4 - 10 lbs.

READ THE ENTIRE LABEL BEFORE EACH USE

For the Prevention and Treatment of Fleas, Ticks, Mosquitoes, Biting Flies and Lice on Dogs

{Selected optional claims bulleted here from OPTIONAL MARKETING CLAIMS}

FIRST AID
IF IN EYES: • Hold eye open and rinse slowly and gently with water for 15-20 minutes. Remove contact lenses, if present, after the first 5 minutes, then continue rinsing eye. • Call a poison control center or doctor for treatment advice.
IF SWALLOWED: • Call a poison control center or doctor immediately for treatment advice. • Have person sip a glass of water if able to swallow. • Do not induce vomiting unless told to do so by the poison control center or doctor. • Do not give anything by mouth to an unconscious person.
IF ON SKIN OR CLOTHING: • Take off contaminated clothing. • Rinse skin immediately with plenty of water for 15 – 20 minutes. • Call a poison control center or doctor for treatment advice.
HOT LINE NUMBER
Have the product container or label with you when calling a poison control center or doctor, or going for treatment. You may also contact 1-800-422-9874 for emergency medical treatment information. For consumer questions call 1-800-255-6826.
NOTE TO PHYSICIAN
Treat the patient symptomatically.

PRECAUTIONARY STATEMENTS

HAZARDS TO HUMANS

WARNING: Causes substantial but temporary eye injury. Do not get in eyes or on skin or clothing. Harmful if swallowed. Harmful if absorbed through skin. Avoid contact with skin. Wash thoroughly with soap and water after handling and before eating, drinking, chewing gum, using tobacco or using the toilet. Remove and wash contaminated clothing before reuse.

HAZARDS TO DOMESTIC ANIMALS

For external use on dogs only. Do not use on animals other than dogs. Do not use on puppies under seven (7) weeks of age or weighing less than 4 lbs. Do not get this product in dog's eyes or mouth. This product is not a substitute for prescribed heartworm preventative. As with any product, consult your veterinarian before using this product on debilitated, aged, pregnant or nursing dogs. Individual sensitivities may occur after using ANY pesticide product for dogs. If signs persist, or become more severe, consult a veterinarian immediately. If your dog is on medication, consult your veterinarian before using this or any other product.

{A box labeled "Side Effects" will be immediately above the cat warning box on the back panel}

Side Effects:

Monitor your dog after application. Side effects may include signs of skin irritation such as redness, scratching, or other signs of discomfort. Gastrointestinal signs such as vomiting or diarrhea have also been reported. If these or other side effects (such as lethargy or agitation) occur, consult your veterinarian or call 1-800-422-9874.

{A "Fatality box" will be located immediately below the Side Effects box in the lower right hand corner of the back panel. The box will include 1.5cm X 1.5 cm cat prohibition icon and warning text in yellow and black images and text.}



DO NOT USE ON CATS – MAY BE FATAL. Keep cats away from treated dogs for 24 hours. If applied to a cat or ingested by a cat, contact your veterinarian immediately.

ENVIRONMENTAL HAZARDS

This pesticide is extremely toxic to aquatic organisms, including fish and invertebrates. Do not add directly to water. Do not contaminate water when disposing of product or packaging.

DIRECTIONS FOR USE

It is a violation of Federal Law to use this product in a manner inconsistent with its labeling.
Do not contaminate feed or food.

Application of product must only be done indoors.

Restrictions:

- Do not allow children to apply product.
- Do not have contact or allow children to have contact with treated area until completely dry.
- Do not apply an excessive amount of solution at any one spot that could cause some of the solution to run off the side of the dog.
- Do not get this product in your dog's eyes or allow your dog to ingest this product.
- Dogs should be dry prior to application and remain dry for 24 hours after application [for product to work effectively].

See inside flap for HOW TO OPEN and HOW TO APPLY, or insert for full Directions for Use.

For consumer questions call 1-800-255-6826.

For medical emergencies call 1-800-422-9874.

Net Contents: [1, 2, 3, 4, 6, 8, 12 or 24] Tube(s) each 0.014 fl. oz. (0.4 mL)

EPA Est. No. 11556-XXX-X

EPA Reg No. 11556-141

Manufactured For
Elanco US Inc.
2500 Innovation Way
Greenfield, IN 46140

Made in Germany

{The sample package is only the one tube package size and will optionally include the text:
[Sample – Not for [Re]Sale]}

{Back Panel and/or Bottom of Carton}

Lot No.

{Inside Flap of Carton}

DIRECTIONS FOR USE (continued from back panel)

It is a violation of Federal Law to use this product in a manner inconsistent with its labeling. Do not contaminate feed or food.

Application of product must only be done indoors.

HOW TO OPEN



[OPTION 1: INSTRUCTIONS FOR BLISTER PACK]

1. Being careful not to cut close to the blister cavities, take scissors and cut off one section of the card containing a single tube.
2. Take the separated section, and cut into the blister cavity across the small side, close to the cap of the tube.
3. Peel off the foil, and take out the tube.

[OPTION 2: INSTRUCTIONS FOR SHORT NECK TUBE POUCH]

1. Be sure tube is at bottom of pouch.
2. Using scissors, cut the pouch across the top and remove tube.

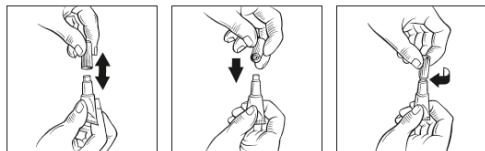
[OPTION 3: INSTRUCTIONS FOR LONG NECK TUBE POUCH]

1. Be sure the tube is at the bottom of the pouch.
2. Use scissors to cut the pouch across the top, being careful not to cut the tube.
3. Remove the tube from the package.

HOW TO APPLY

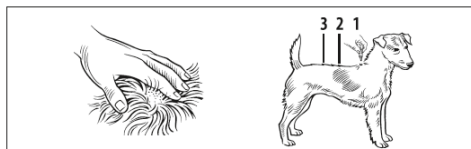
[OPTION 1: INSTRUCTIONS FOR BLISTER PACK AND SHORT NECK TUBE POUCH]

1. Remove applicator tube from the package. [Use scissors and peel down foil.]
2. Dogs should be dry prior to application and remain dry for 24 hours after application [for product to work effectively].
3. Hold applicator tube in an upright position. Pull cap off tube.



4. Turn the cap around and place other end of cap back on tube.
5. Twist cap to break seal, then remove cap from tube.

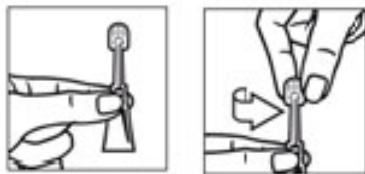
- The dog should be dry and standing for easy application. Evenly apply the entire contents of the K9 Advantix® II tube to two to three spots on the top of the back from the shoulder to the base of the tail. At each spot, part the hair until the skin is visible. Place the tip of the tube on the skin and gently squeeze to expel a portion of the solution on the skin. Do not apply an excessive amount of solution at any one spot that could cause some of the solution to run off the side of the dog. Do not get this product in your dog's eyes, or allow your dog to ingest this product.



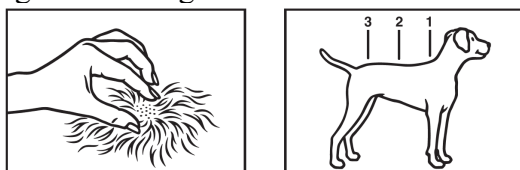
- Discard empty tube as described in Storage and Disposal.
- In case of severe pest infestation, re-treatment is allowable after the initial application earlier than (4) four weeks. Do not retreat more often than once every seven (7) days not to exceed 4 weekly treatments. After pest control is attained, return to a monthly retreatment schedule.

[OPTION 2: INSTRUCTIONS FOR LONG NECK TUBE POUCH]

- Use only on dogs 7 weeks and older and weighing 4 – 10 lbs. DO NOT USE ON CATS or other animals.
- Dogs should be dry prior to application and remain dry for 24 hours after application [for product to work effectively].
- Remove one pouch from the carton. See “HOW TO OPEN” section.
- Hold applicator tube in an upright position facing away from you and your dog's face and eyes. Twist the tip of the applicator to break seal.



- The dog should be standing for easy application. In order to ensure proper application, part the hair on the dog's back between the shoulder blades. Place the tip of the tube against the dog's skin.



6. Gently squeeze the tube to expel a portion of the solution on the skin.
7. Repeat steps 5 and 6 at different points down the center of the dog's back from the shoulder blades to the tail until the tube is empty.
8. Do not apply an excessive amount of solution at any one spot that could cause some of the solution to run off the side of the dog. *Do not get this product in your dog's eyes or allow your dog to ingest this product.*
9. Discard the empty tube as described in the Storage and Disposal section.
10. Under normal conditions, this product is effective for a month. However, if the dog has a severe infestation, retreatment within a month may be necessary. Do not retreat more than once every seven (7) days not to exceed 4 weekly treatments. After flea control is attained, return to a monthly retreatment schedule.

{Insert}

K9 Advantix® II Small Dog

{The "Small Dog" text size will be 40% to 75% of the height of the largest letter in the primary brand name.}

Topical Prevention and Treatment of Fleas, Ticks, Mosquitoes,
Biting Flies, and Lice for Monthly Use Only on Dogs and
Puppies 7 Weeks of Age and Older and Weighing 4 - 10 lbs.

READ THE ENTIRE LABEL BEFORE EACH USE

For the Prevention and Treatment of Fleas, Ticks, Mosquitoes, Biting Flies and Lice on Dogs

{Selected optional claims bulleted here from OPTIONAL MARKETING CLAIMS}

ACTIVE INGREDIENTS	%
	By Weight
Imidacloprid.	8.80%
Permethrin*	44.00%
Pyriproxyfen.	0.44%
OTHER INGREDIENTS	<u>46.76%</u>
Total	100.00%

* cis/trans ratio: Max 55% (±) cis and min 45% (±) trans

KEEP OUT OF REACH OF CHILDREN**WARNING**

FIRST AID
<p>IF IN EYES: • Hold eye open and rinse slowly and gently with water for 15-20 minutes. Remove contact lenses, if present, after the first 5 minutes, then continue rinsing eye. • Call a poison control center or doctor for treatment advice.</p> <p>IF SWALLOWED: • Call a poison control center or doctor immediately for treatment advice. • Have person sip a glass of water if able to swallow. • Do not induce vomiting unless told to do so by the poison control center or doctor. • Do not give anything by mouth to an unconscious person.</p> <p>IF ON SKIN OR CLOTHING: • Take off contaminated clothing. • Rinse skin immediately with plenty of water for 15 – 20 minutes. • Call a poison control center or doctor for treatment advice.</p>
HOT LINE NUMBER
<p>Have the product container or label with you when calling a poison control center or doctor, or going for treatment. You may also contact 1-800-422-9874 for emergency medical treatment information. For consumer questions call 1-800-255-6826.</p>
NOTE TO PHYSICIAN
<p>Treat the patient symptomatically.</p>

PRECAUTIONARY STATEMENTS**HAZARDS TO HUMANS**

WARNING: Causes substantial but temporary eye injury. Do not get in eyes or on skin or clothing. Harmful if swallowed. Harmful if absorbed through skin. Avoid contact with skin. Wash thoroughly with soap and water after handling and before eating, drinking, chewing gum, using tobacco or using the toilet. Remove and wash contaminated clothing before reuse.

HAZARDS TO DOMESTIC ANIMALS

For external use on dogs only. Do not use on animals other than dogs. Do not use on puppies under seven (7) weeks of age or weighing less than 4 lbs. Do not get this product in dog's eyes or mouth. This product is not a substitute for prescribed heartworm preventative. As with any product, consult your veterinarian before using this product on debilitated, aged, pregnant or nursing dogs. Individual sensitivities may occur after using ANY pesticide product for dogs. If signs persist, or become more severe, consult a veterinarian immediately. If your dog is on medication, consult your veterinarian before using this or any other product.

{A box labeled "Side Effects" will be immediately above the cat warning box on the back panel}

Side Effects:

Monitor your dog after application. Side effects may include signs of skin irritation such as redness, scratching, or other signs of discomfort. Gastrointestinal signs such as vomiting or diarrhea have also been reported. If these or other side effects (such as lethargy or agitation) occur, consult your veterinarian or call 1-800-422-9874.

{A “Fatality box” will be located immediately below the Side Effects box in the lower right hand corner of the back panel. The box will include 1.5cm X 1.5 cm cat prohibition icon and warning text in yellow and black images and text.}



DO NOT USE ON CATS – MAY BE FATAL. Keep cats away from treated dogs for 24 hours. If applied to a cat or ingested by a cat, contact your veterinarian immediately.

For consumer questions call 1-800-255-6826.

For medical emergencies call 1-800-422-9874.

ENVIRONMENTAL HAZARDS

This pesticide is extremely toxic to aquatic organisms, including fish and invertebrates. Do not add directly to water. Do not contaminate water when disposing of product or packaging.

DIRECTIONS FOR USE

It is a violation of Federal Law to use this product in a manner inconsistent with its labeling. Do not contaminate feed or food.

Application of product must only be done indoors.

Restrictions:

- Do not allow children to apply product.
- Do not have contact or allow children to have contact with treated area until completely dry.
- Do not apply an excessive amount of solution at any one spot that could cause some of the solution to run off the side of the dog.
- Do not get this product in your dog’s eyes or allow your dog to ingest this product.
- Dogs should be dry prior to application and remain dry for 24 hours after application [for product to work effectively].

HOW TO OPEN



[OPTION 1: INSTRUCTIONS FOR BLISTER PACK]

1. Being careful not to cut close to the blister cavities, take scissors and cut off one section of the card containing a single tube.

2. Take the separated section, and cut into the blister cavity across the small side, close to the cap of the tube.
3. Peel off the foil, and take out the tube.

[OPTION 2: INSTRUCTIONS FOR SHORT NECK TUBE POUCH]

1. Be sure tube is at bottom of pouch.
2. Using scissors, cut the pouch across the top and remove tube.

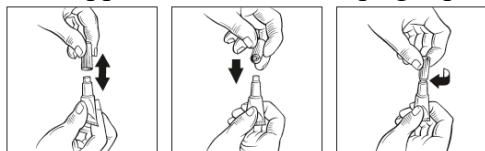
[OPTION 3: INSTRUCTIONS FOR LONG NECK TUBE POUCH]

1. Be sure the tube is at the bottom of the pouch.
2. Use scissors to cut the pouch across the top, being careful not to cut the tube.
3. Remove the tube from the package.

HOW TO APPLY

[OPTION 1: INSTRUCTIONS FOR BLISTER PACK AND SHORT NECK TUBE POUCH]

1. Remove applicator tube from the package. [Use scissors and peel down foil.]
2. Dogs should be dry prior to application and remain dry for 24 hours after application [for product to work effectively].
3. Hold applicator tube in an upright position. Pull cap off tube.



4. Turn the cap around and place other end of cap back on tube.
5. Twist cap to break seal, then remove cap from tube.
6. The dog should be dry and standing for easy application. Evenly apply the entire contents of the K9 Advantix® II tube to two to three spots on the top of the back from the shoulder to the base of the tail. At each spot, part the hair until the skin is visible. Place the tip of the tube on the skin and gently squeeze to expel a portion of the solution on the skin. Do not apply an excessive amount of solution at any one spot that could cause some of the solution to run off the side of the dog. Do not get this product in your dog's eyes, or allow your dog to ingest this product.

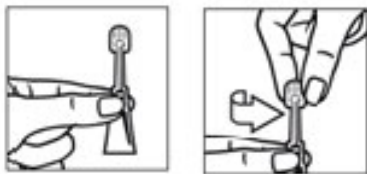


7. Discard empty tube as described in Storage and Disposal.


8. In case of severe pest infestation, re-treatment is allowable after the initial application earlier than (4) four weeks. Do not retreat more often than once every seven (7) days not to exceed 4 weekly treatments. After pest control is attained, return to a monthly retreatment schedule.

[OPTION 2: INSTRUCTIONS FOR LONG NECK TUBE POUCH]

1. Use only on dogs 7 weeks and older and weighing 4 – 10 lbs. DO NOT USE ON CATS or other animals.
2. Dogs should be dry prior to application and remain dry for 24 hours after application [for product to work effectively].
3. Remove one pouch from the carton. See “HOW TO OPEN” section.
4. Hold applicator tube in an upright position facing away from you and your dog’s face and eyes. Twist the tip of the applicator to break seal.



5. The dog should be standing for easy application. In order to ensure proper application, part the hair on the dog’s back between the shoulder blades. Place the tip of the tube against the dog’s skin.



6. Gently squeeze the tube to expel a portion of the solution on the skin.
7. Repeat steps 5 and 6 at different points down the center of the dog's back from the shoulder blades to the tail until the tube is empty.
8. Do not apply an excessive amount of solution at any one spot that could cause some of the solution to run off the side of the dog. *Do not get this product in your dog’s eyes or allow your dog to ingest this product.*
9. Discard the empty tube as described in the Storage and Disposal section.
10. Under normal conditions, this product is effective for a month. However, if the dog has a severe infestation, retreatment within a month may be necessary. Do not retreat more than once every seven (7) days not to exceed 4 weekly treatments. After flea control is attained, return to a monthly retreatment schedule.

PRODUCT INFORMATION

[The successive feeding activity of fleas on dogs may elicit a hypersensitivity skin disorder known as flea allergy dermatitis (FAD). Treatment of dogs with K9 Advantix® II kills fleas and may reduce the incidence of this condition.]

[K9 Advantix® II kills existing fleas on dogs after initial application within 12 hours. Reinfesting fleas are killed within 2 hours with protection against further flea infestation lasting at least four (4) weeks. Pre-existing pupae in the environment may continue to emerge for six (6) weeks or longer depending upon the climatic conditions.]

K9 Advantix® II is waterproof after 24 hours and remains effective following a shampoo treatment, swimming or after exposure to rain or sunlight.

To successfully prevent and control fleas and ticks, all dogs must be treated with their own dose of K9 Advantix II.

Apply according to label instructions, ensuring that the product is applied to the skin, not on top of the fur.

If your dog wears a decorative collar, it may be helpful to remove the collar before application, so it doesn't absorb the product.

Remember, your dog needs to be dry at the time K9 Advantix II is applied and remains dry 24 hours after application.

Even indoor dogs need protection against fleas and ticks because you or other pets in the household may bring fleas and ticks into the home. Fleas in your dog's environment can re-infest your dog. If you have a flea infestation, consider treating your home and yard with appropriate premise products to protect against fleas.

Monthly treatments are required for optimal control and prevention of fleas and ticks.

STORAGE AND DISPOSAL

Do not contaminate water, food or feed by storage or disposal.

Pesticide Storage: Store in a cool, dry place inaccessible to children and pets. Protect from freezing. **Pesticide Disposal and Container Handling:** Nonrefillable container. **If empty:** Do not reuse this container. Place in trash or offer for recycling if available. **If partly filled:** Do not pour or dispose down-the-drain. Call your local solid waste agency or 1-800-422-9874 for disposal instructions. Never place unused product down any indoor or outdoor drain.

LIMITED WARRANTY AND LIMITATION OF DAMAGES

Reason To Issue: Minor updates to claims.

Date: 12/15/2021

Supersedes: 06/21/2021

Page 13 of 18

Elanco US Inc. warrants that this material conforms to the chemical description on the label. TO THE EXTENT CONSISTENT WITH APPLICABLE LAW, ELANCO MAKES NO OTHER EXPRESS OR IMPLIED WARRANTY, INCLUDING ANY OTHER EXPRESS OR IMPLIED WARRANTY OF FITNESS OR MERCHANTABILITY, and no agent of Elanco is authorized to do so except in writing with a specific reference to this warranty. To the extent consistent with applicable law, any damages arising from a breach of this warranty shall be limited to direct damages and shall not include consequential commercial damages such as loss of profits or values, etc.

For additional information visit www.petbasics.com

Manufactured for
Elanco US Inc.
2500 Innovation Way
Greenfield, IN 46140

Made in Germany

EPA Est. No. 11556-XXX-X
EPA Reg No. 11556-141

{Label on Individual Tube}

K9 Advantix[®] II Small Dog

8.8% imidacloprid
44.0% permethrin
0.44% pyriproxyfen

0.014 fl. oz. (0.4 mL)

EPA Reg. No. 11556-141

Keep out of reach of children

WARNING

DO NOT USE ON CATS

Read The Entire Label Before Use

Elanco

Lot No. 0000000

{OPTION 1: Label on blister pack; one card containing 1, 2, 3, 4, or 6 tubes}
{OPTION 2: Label on pouch containing one tube}

[Additional label text for OPTION 2: THIS UNIT NOT FOR RETAIL SALE]

K9 Advantix[®] II Small Dog

For external use only on dogs and puppies 7 weeks and older and weighing 4 - 10 lbs.

See insert for complete product information.

8.8% imidacloprid

44.0% permethrin

0.44% pyriproxyfen

[1, 2, 3, 4, 6, 8, 12 or 24] Tube(s) - 0.014 fl. oz. (0.4 mL)

EPA Reg. No. 11556-141

Elanco

Lot No. 0000000



Do Not Use on Cats

NOTE TO REVIEWER: [Brackets indicate alternate language]

OPTIONAL MARKETING CLAIMS

1. For use on dogs and puppies 7 weeks of age and older and weighing 4 - 10 lbs
2. K9 Advantix® II contains [imidacloprid], [permethrin] and [an/the] [insect growth regulator] [IGR] [pyriproxyfen]
3. A single topical application remains effective for [a month] [four (4) weeks]
4. Convenient, easy to apply topical solution
5. Once a month topical flea treatment for dogs 7 weeks of age or older and weighing 4 - 10 lbs
6. K9 Advantix® II is for the prevention and treatment of fleas, ticks, biting flies, mosquitoes, and lice on dogs 7 weeks of age and older and weighing 4 - 10 lbs
7. Repels and kills ticks, fleas and mosquitoes
8. For the treatment and prevention of flea infestations on dogs
9. One treatment prevents further flea infestations [for] [a month][four (4) weeks] on dogs
10. Kills fleas on dogs within 12 hours and continues to prevent infestations for [a month][four (4) weeks]
11. Repels and kills fleas so they can't lay eggs
12. Kills fleas [rapidly] on dogs within 12 hours of application
13. Stops existing flea infestations by killing adult fleas
14. Prevents [Stops] reinfestations by killing adult fleas so they can't lay eggs
15. Prevents [Stops] flea eggs from hatching [into biting adults]
16. Effectively breaks the flea life cycle
17. Flea adulticide, larvicide and ovicide.
18. Prevents fleas on treated dogs from infesting [reinfesting] your home.
19. Effectively targets all [life] stages of [fleas] and [ticks]
20. 3-way protection against fleas [kills] [controls] adults, larvae, and eggs
21. Prevents [Stops] development of fleas, flea eggs, pupae and larvae [for][a month][four (4) weeks]
22. Prevents [Stops] development of all flea stages [for] [a month][four (4) weeks]
23. Repels and kills all [life] stages of fleas on dogs
24. Prevents [Stops] flea eggs [and flea larvae] from developing into [biting][adult] fleas
25. Treatment with K9 Advantix® II kills fleas and may reduce the incidence of Flea Allergic Dermatitis [FAD]
26. Repels and kills ticks, including Deer ticks [that may [vector] [transmit] [carry] Lyme disease and anaplasmosis], American dog ticks [that may [vector] [transmit] [carry] Rocky Mountain spotted fever, tularemia and ehrlichiosis], Brown dog ticks [that may [vector] [transmit] [carry] ehrlichiosis, anaplasmosis, bartonellosis, canine hemoplasmosis, babesiosis and Rocky Mountain spotted fever], and Lone Star ticks [that may [vector] [transmit] [carry] ehrlichiosis and tularemia]
27. Repels and kills mosquitoes for up to four weeks that may transmit [heartworm disease][*Dirofilaria immitis*], [West Nile Virus]
28. Repels and kills mosquitoes often before they have a chance to take a blood meal
29. [Prevents blood-feeding by] [Kills and repels] mosquitoes
30. Repels, and inhibits blood-feeding by biting flies on dogs
31. Repels, and prevents blood-feeding by biting flies on dogs
32. Repels [annoying][bothersome][nuisance] biting flies

33. Inhibits [annoying][bothersome][nuisance] biting flies
34. [Prevents][inhibits] blood-feeding by biting flies on dogs
35. Remains effective after bathing and/or swimming
36. Remains effective following swimming and/or shampooing
37. Kills [biting][chewing] lice on dogs
38. For treatment and prevention of [biting][chewing] lice [infestations] on dogs
39. Controls existing [biting][chewing] lice infestations on dogs
40. 5-way protection against fleas, ticks, biting flies, mosquitoes, and lice
41. Treats, prevents and controls [biting][chewing] lice [infestations]
42. Provides effective control of [biting][chewing] lice [infestations]
43. Kills [biting][chewing] lice and prevents further infestations on dogs
44. For treatment and prevention of infestations with [biting][chewing] lice on dogs
45. Waterproof after 24 hours
46. Remains effective after exposure to rain or sunlight
47. Fragrance free
48. Kills [and repels] [biting] mosquitoes which may cause allergic reactions in your dog such as hives or swelling.
49. Protect dogs by [killing][and/or] [repelling] [fleas], [ticks], [mosquitoes], [biting flies] and [lice].
50. Kills fleas, flea eggs and flea larvae
51. Kills fleas and their eggs
52. Protects dogs against fleas
53. Protects dogs against flea infestations
54. Prevents [establishment of] new infestations on dogs after application
55. Kills fleas that may cause transmission of tapeworms in dogs
56. Kills fleas which may cause Flea Allergy Dermatitis and flea bite anemia
57. Kills fleas that may cause a tapeworm [infestation][infection] in dogs
58. Kills fleas and ticks through contact.
59. Kills [stage] fleas, [stage] ticks, mosquitoes for [4 weeks][a full month]
60. Helps prevent [flea/tick] reinfestations on dogs for [30 days][4 weeks][a full month]
61. Kills fleas that can transmit tapeworms
62. Kills mosquitoes which can cause mosquito allergies
63. Flea Protection for your dog when applied monthly
64. Stays on, doesn't rub off
65. Stops and prevents [flea/tick] [infestations][reinfestations] on dogs
66. Helps prevent flea and tick [infestations][reinfestations] on your dog [for][28 days][30 days][1 month][4 weeks]
67. Kills flea eggs and flea larvae to help prevent future re-infestations on your dog
68. Helps prevent [stop] ticks from attaching and feeding on dogs
69. Protects dogs against ticks
70. Kills and repels ticks on dogs [that may cause tick paralysis]
71. Kills new fleas in 2 hours [preventing reinfestation]
72. [Effective] [Convenient] topical treatment against [fleas], [ticks] [and] [mosquitoes]
73. Protect dogs by [killing][and/or] [repelling] mosquitoes for up to four weeks that may [vector] [transmit] [carry] [*Dirofilaria immitis*] [Heartworms] [West Nile Virus].
74. Protect dogs by [killing][and/or] [repelling] mosquitoes for up to four weeks that may [vector] [transmit] [carry] [*Dirofilaria immitis*], which can cause heartworm disease.

75. Protect dogs by [killing][and/or] [repelling] fleas that may [vector] [transmit] [carry] [tapeworms] [Bartonellosis], [Rickettsial infections], [Murine Typhus].

76. Protect dogs by killing chewing lice that may [vector] [transmit] [carry] tapeworm [infections].

77. Protect dogs by repelling biting flies that may cause fly strike [dermatitis].

Long Neck Applicator:

[Note to reviewer: "New" will only be used 6 months from the date EPA is notified of first use]

78. New long-neck applicator

79. Long-neck makes it easy to get through fur to skin

80. New applicator makes it easy to get through long or thick fur and direct to skin

{Optional Icons}



Fleas



Ticks



Mosquitoes



Lice



Biting
Flies



Flea Eggs



Flea
Larvae



Waterproof