

11556-140

05/12/2004

1/5

Reason To Issue: Change product primary brand name, clarify directions for use, add front and back pull tab directions, change Bitrex statement

Date: 04/02/04  
Supersedes: 03/11/03  
Page 1 of 5

### QuickBayt™ Disposable Fly Bait Strip

For the control of nuisance flies in and around livestock facilities, poultry facilities and stables.

**ACTIVE INGREDIENT:**

Imidacloprid;	
1-[(6-Chloro-3-pyridinyl)methyl]-N nitro-2-imidazolidinimine. . . .	0.50%
Muscalure;	
Z-9-Tricosene. . . . .	0.10%

OTHER INGREDIENTS. . . . .	99.40%
	100%

EPA Reg. No. 11556-140

EPA Establishment No. 61671-MN-002

STOP - Read the label before use.  
Keep out of reach of children.

**CAUTION**


**PRECAUTIONARY STATEMENTS**

**HAZARDS TO HUMANS AND DOMESTIC ANIMALS**

CAUTION: Harmful if swallowed, absorbed through skin, or inhaled. Avoid contact with eyes, skin or clothing. Wash thoroughly with soap and water after handling and before eating, drinking or using tobacco.

Net Contents:

Manufactured for  
Bayer HealthCare LLC  
Animal Health Division  
Shawnee Mission, KS 66201 U.S.A.



<b>FIRST AID</b>	
<b>If swallowed:</b>	<ul style="list-style-type: none"><li>• Call a poison control center or doctor immediately for treatment advice.</li><li>• Have person sip a glass of water if able to swallow.</li><li>• Do not induce vomiting unless told to by a poison control center or doctor.</li><li>• Do not give anything to an unconscious person.</li></ul>
<b>If on skin:</b>	<ul style="list-style-type: none"><li>• Take off contaminated clothing.</li><li>• Rinse skin immediately with plenty of water for 15 to 20 minutes.</li><li>• Call a poison control center or doctor for further treatment advice.</li></ul>
<b>If inhaled:</b>	<ul style="list-style-type: none"><li>• Move person to fresh air.</li><li>• If person is not breathing, call 911 or an ambulance, then give artificial respiration, preferably mouth-to-mouth if possible.</li><li>• Call a poison control center or doctor for further treatment advice.</li></ul>
<b>If in eyes:</b>	<ul style="list-style-type: none"><li>• Hold eye open and rinse slowly and gently with water for 15 to 20 minutes. Remove contact lenses, if present, after the first 5 minutes, then continue rinsing eye.</li><li>• Call a poison control center or doctor for treatment advice.</li></ul>
<b>HOTLINE NUMBER:</b> Have the product container or label with you when calling a poison control center or doctor or going for treatment. For emergency medical treatment call 1-877-258-2280. For product information call 1-800-633-3796.	
<b>Note to Physician:</b> No specific antidote is available. Treat the patient symptomatically.	



### ENVIRONMENTAL HAZARDS

This product is highly toxic to aquatic invertebrates. Do not apply directly to water, or to areas where surface water is present or to intertidal areas below the mean high water mark. Do not contaminate water when disposing of equipment washwaters or rinsate. This product is highly toxic to bees exposed to direct treatment or residues on blooming crops or weeds. Do not apply this product or allow it to drift to blooming crops or weeds if bees are visiting the treatment area. This chemical has properties and characteristics associated with chemicals detected in groundwater. The use of this chemical in areas where soils are permeable, particularly where the water table is shallow, may result in groundwater contamination.

Reason To Issue: Change product primary brand name, clarify directions for use, add front and back pull tab directions, change Bitrex statement

Date: 04/02/04  
 Supersedes: 03/11/03  
 Page 3 of 5



3/5

<b>PRO FACTS</b>	
<ul style="list-style-type: none"> <li>• Fast acting</li> <li>• Ready-to-use disposable bait strip</li> <li>• No mixing or filling required</li> <li>• Contains a specially formulated mixture of attractants</li> <li>• Controls flies resistant to organophosphates and carbamates</li> </ul>	
<b>QUICKBAYT FLY BAIT</b>	<ul style="list-style-type: none"> <li>• Ready-to-use bait strip containing 0.5% imidacloprid</li> <li>• Contains the attractant Muscalure®</li> <li>• Contains Bitrex® bittering agent</li> </ul>
<b>CONTROLS</b>	Nuisance flies
<b>COVERAGE</b>	1 bait strip/250 sq ft
<b>RE-APPLY</b>	Replace every 8 weeks as needed
<b>QUESTIONS??</b>	For questions or comments, call toll-free 1-800-633-3796 or visit us online at <a href="http://www.quickbayt.com">www.quickbayt.com</a>
 	

Reason To Issue: Change product primary brand name, clarify directions for use, add front and back pull tab directions, change Bitrex statement

Date: 04/02/04  
Supersedes: 03/11/03  
Page 4 of 5

4/5

<b>DIRECTIONS FOR USE</b>	
<p>It is a violation of Federal law to use this product in a manner inconsistent with its labeling. <b>IMPORTANT:</b> Read the entire label and Conditions of Sale before using this product.</p>	
<b>FLY MANAGEMENT</b>	
<b>WHERE TO APPLY</b>	<p><b>Place bait strips in areas inaccessible to animals.</b></p> <ul style="list-style-type: none"> <li>• For use in and around commercial livestock facilities like dairy, meat, and poultry processing plants.</li> <li>• For use in and around agricultural production facilities like broiler houses, caged layer houses, feedlots, and dairies.</li> <li>• For use in and around horse stables, and indoor and outdoor kennels.</li> <li>• Around the outside of commercial facilities.</li> </ul>
<b>USE RATE</b>	1 bait strip/250 sq ft
<b>HOW TO APPLY</b>	<p>Apply the bait strip in many locations. Avoid cool or windy locations because flies prefer warm, motionless sites for resting. Time applications to begin at the start of the season before fly populations have reached their peak.</p> <ul style="list-style-type: none"> <li>• Pull tabs to remove the perforated front and back panels covering the screen mesh before hanging.</li> <li>• Use 1 bait strip to cover approximately 250 sq ft. Secure bait strips at least 4 feet above the ground. Bait strips should be inaccessible to food producing animals, children and pets.</li> <li>• Replace bait strip when flies are no longer attracted to the bait strip (approximately every 8 weeks).</li> </ul>
<p><b>RESTRICTIONS</b></p> <div style="display: flex; align-items: center; gap: 20px;">   </div>	<ul style="list-style-type: none"> <li>• Do not hang bait strips in areas accessible to food producing animals, children and pets.</li> <li>• Do not allow bait to come into contact with food or water.</li> <li>• Do not apply bait to milking equipment.</li> <li>• Do not apply bait inside food processing plants, restaurants or other commercial facilities.</li> </ul>
<b>MANAGEMENT TIPS</b>	
<p><b>For Best Results:</b> Use the bait as part of an overall integrated Pest Management program</p> <ul style="list-style-type: none"> <li>• Use proper sanitation and manure management</li> <li>• Use along with dilutable sprays like TEMPO®</li> <li>• Use environmental controls, such as proper light management</li> <li>• Consult with Cooperative Extension</li> </ul>	

Reason To Issue: Change product primary brand name, clarify directions for use, add front and back pull tab directions, change Bitrex statement

Date: 04/02/04  
Supersedes: 03/11/03  
Page 5 of 5

5/5

<b>STORAGE AND DISPOSAL</b>	
<b>Do not contaminate water, food or feed by storage or disposal.</b>	
<b>Pesticide Storage</b>	<ul style="list-style-type: none"><li>• Store in a cool, dry place and in such a manner as to prevent cross contamination with other pesticides, fertilizers, food, or feed.</li><li>• Do not open or remove bait strips from package until ready to install. Store out of the reach of children, preferably in a locked storage area.</li></ul>
<b>Pesticide Disposal</b>	<ul style="list-style-type: none"><li>• Wastes resulting from the use of this product may be disposed of on site or at an approved waste disposal facility.</li></ul>
<b>Container Disposal</b>	<ul style="list-style-type: none"><li>• Dispose of packaging and spent bait strips at an approved waste disposal facility or by incineration if allowed by state and local authorities.</li><li>• Do not reuse packaging.</li></ul>
<b>Spills</b>	<ul style="list-style-type: none"><li>• If the container is leaking or material is spilled, carefully sweep up spilled bait and wash exposed area.</li><li>• If spill or leak incidents, keep unauthorized people away.</li></ul>

**CONDITIONS OF SALE:** The directions on this label were determined through research to be appropriate for the correct use of this product. This product has been tested under different environmental conditions both indoors and outdoors similar to those that are ordinary and customary where the product is to be used. Insufficient control of pests or plant injury may result from the occurrence of extraordinary or unusual conditions, or from failure to follow label directions. In addition, failure to follow label directions may cause injury to animals, man, and damage to the environment. Bayer offers, and the buyer accepts and uses, this product subject to the conditions that extraordinary or unusual environmental conditions, or failure to follow label directions are beyond the control of Bayer and are, therefore, the responsibility of the buyer.