

11556 - 137

2/4/2004

Page 1 of 6

Reason To Issue: Update to reflect company name change and
clarify Directions for Use

Date: 10/30/03
Supersedes: 08/29/02
Page 1 of 6

QuickBayt™ Fly Bait

For the control of nuisance flies in and around livestock facilities and stables.

ACTIVE INGREDIENT:

1-[(6-Chloro-3-pyridinmethyl)methyl]-N nitro-2-imidazolidinimine. 0.50%

Z-9-Tricosene. 0.10%

OTHER INGREDIENTS. 99.40%

100%

EPA Reg. No. 11556-137

EPA Establishment No. 7319-NLD-1

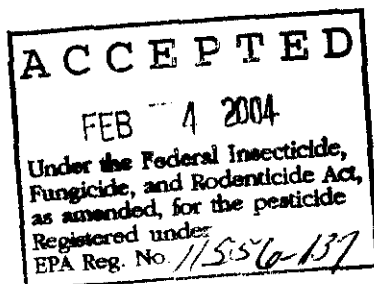
STOP - Read the label before use.
Keep out of reach of children.

CAUTION

PRECAUTIONARY STATEMENTS

HAZARDS TO HUMANS AND DOMESTIC ANIMALS

CAUTION: Harmful if swallowed, absorbed through skin, or inhaled. Avoid contact with eyes, skin or clothing. Wash thoroughly with soap and water after handling and before eating, drinking or using tobacco.



Net Contents: 5 pounds (2.25 kg)

Manufactured for
Bayer HealthCare LLC
Animal Health Division
Shawnee Mission, KS 66201 U.S.A.

Made in Holland

2 8 6


Reason To Issue: Update to reflect company name change and clarify Directions for Use

Date: 10/30/03
Supersedes: 08/29/02
Page 2 of 6

FIRST AID	
If swallowed:	<ul style="list-style-type: none"> • Call a poison control center or doctor immediately for treatment advice. • Have person sip a glass of water if able to swallow. • Do not induce vomiting unless told to by a poison control center or doctor. • Do not give anything to an unconscious person.
If on skin:	<ul style="list-style-type: none"> • Take off contaminated clothing. • Rinse skin immediately with plenty of water for 15 to 20 minutes. • Call a poison control center or doctor for further treatment advice.
If inhaled:	<ul style="list-style-type: none"> • Move person to fresh air. • If person is not breathing, call 911 or an ambulance, then give artificial respiration, preferably mouth-to-mouth if possible. • Call a poison control center or doctor for further treatment advice.
If in eyes:	<ul style="list-style-type: none"> • Hold eye open and rinse slowly and gently with water for 15 to 20 minutes. Remove contact lenses, if present, after the first 5 minutes, then continue rinsing eye. • Call a poison control center or doctor for treatment advice.
HOTLINE NUMBER: Have the product container or label with you when calling a poison control center or doctor or going for treatment. For emergency medical treatment call 1-877-258-2280. For product information call 1-800-633-3796.	
Note to Physician: No specific antidote is available. Treat the patient symptomatically.	

ENVIRONMENTAL HAZARDS



This product is highly toxic to aquatic invertebrates. Do not apply directly to water, or to areas where surface water is present or to intertidal areas below the mean high water mark. Do not contaminate water when disposing of equipment washwaters or rinsate. This product is highly toxic to bees exposed to direct treatment or residues on blooming crops or weeds. Do not apply this product or allow it to drift to blooming crops or weeds if bees are visiting the treatment area. This chemical has properties and characteristics associated with chemicals detected in groundwater. The use of this chemical in areas where soils are permeable, particularly where the water table is shallow, may result in groundwater contamination.



326

Reason To Issue: Update to reflect company name change and
clarify Directions for Use

Date: 10/30/03
Supersedes: 08/29/02
Page 3 of 6

PRO FACTS	
<ul style="list-style-type: none"> • Fast acting • Ready-to-use as scatter bait, paint-on or in bait stations • Contains a specially formulated mixture of attractants in extruded pellet form • Controls flies resistant to organophosphates and carbamates 	
QUICKBAYT FLY BAIT	<ul style="list-style-type: none"> • Ready-to-use bait containing 0.5% imidacloprid • Contains the attractant Muscalure® • Contains Bitrex® bittering agent to help prevent ingestion by animals, children and pets
CONTROLS	<ul style="list-style-type: none"> • Nuisance flies
COVERAGE	1.5 oz/250 sq ft (1.5 oz = 3 Tablespoons)
RE-APPLY	Re-apply every 7 days as needed.
QUESTIONS??  	For questions or comments, call toll-free 1-800-633-3796 or visit us online at www.quickbayt.com


Reason To Issue: Update to reflect company name change and
clarify Directions for Use

Date: 10/30/03
Supersedes: 08/29/02
Page 4 of 6

DIRECTIONS FOR USE	
It is a violation of Federal law to use this product in a manner inconsistent with its labeling. IMPORTANT: Read the entire label and Conditions of Sale before using this product.	
FLY MANAGEMENT	
WHERE TO APPLY	Do not place QuickBayt Fly Bait in areas accessible to animals, children and pets.
	Scatter Application For use around the outside of: <ul style="list-style-type: none"> • Agricultural production facilities like broiler houses, turkey houses, caged layer houses, feedlots, dairy barns, and swine confinement buildings • Canneries; dairy, meat and poultry processing plants; food processing plants; warehouses; dumpsters; recycling areas and loading docks
	Scatter Application For use in walkways of: <ul style="list-style-type: none"> • Caged layer houses
	Bait Station Application For use inside of: <ul style="list-style-type: none"> • Horse stables • Broiler, turkey, and caged layer houses • Swine confinement buildings • Dairy barns and milking parlors
	Paint-on Application For use inside and around the outside of: <ul style="list-style-type: none"> • Broiler, turkey, and caged layer houses • Swine confinement buildings • Dairy barns

Reason To Issue: Update to reflect company name change and
clarify Directions for Use

Date: 10/30/03
Supersedes: 08/29/02
Page 5 of 6

HOW TO APPLY	Do not place QuickBayt Fly Bait in areas accessible to animals, children and pets.
USE RATE	1.5 oz/250 sq ft (scatter bait and bait station)
	Apply the bait in many locations. Avoid cool or windy locations because flies prefer warm, motionless sites for resting. Time applications to begin at the start of the season before fly populations have reached their peak.
	Scatter Application: Scatter the bait directly from the container onto dry level surfaces so that the individual granules lie near each other without forming small piles.
	Bait Station Application: Place in any fly bait station. Use 1 bait station to cover approximately 250 sq ft, and add up to 1.5 oz of bait per station. Secure bait stations at least 4 feet above the ground.
	Paint-on Application: Mix 1.5 oz bait with 1 fl oz warm water (3 lbs bait in 1 quart water) and stir thoroughly. Let stand for about 15 minutes until a paste consistency suitable for painting has formed. Apply the paste with a brush to surfaces where flies rest avoiding surfaces that are dusty.
RESTRICTIONS 	<ul style="list-style-type: none"> • Do not place in areas accessible to food producing animals, children and pets. • Do not allow contact with food or water. • Use environmental controls, such as proper light management. • Do not apply directly onto milking equipment. • Do not apply inside food processing plants or restaurants.

MANAGEMENT TIPS

For Best Results: Use the bait as part of an overall integrated Pest Management program

- Use proper sanitation and manure management
- Use along with dilutable sprays like TEMPO®
- Use environmental controls, such as proper light management
- Consult with Cooperative Extension

Reason To Issue: Update to reflect company name change and
clarify Directions for Use

6 8 6
Date: 10/30/03
Supersedes: 08/29/02
Page 6 of 6

STORAGE AND DISPOSAL	
Do not contaminate water, food or feed by storage or disposal.	
Pesticide Storage	<ul style="list-style-type: none">• Store in a cool, dry place and in such a manner as to prevent cross contamination with other pesticides, fertilizers, food, or feed.• Store in original containers and out of the reach of children, preferably in a locked storage area.• Handle an open container in a manner as to prevent spillage.
Pesticide Disposal	<ul style="list-style-type: none">• Wastes resulting from the use of this product may be disposed of on site or at an approved waste disposal facility.
Container Disposal	<ul style="list-style-type: none">• Completely empty container.• Dispose of container at an approved waste disposal facility or by incineration if allowed by state and local authorities.• Do not use container in connection with food, feed, or drinking water.
Spills	<ul style="list-style-type: none">• If the container is leaking or material is spilled, carefully sweep up spilled bait and wash exposed area.• If spill or leak incidents, keep unauthorized people away.

CONDITIONS OF SALE: The directions on this label were determined through research to be appropriate for the correct use of this product. This product has been tested under different environmental conditions both indoors and outdoors similar to those that are ordinary and customary where the product is to be used. Insufficient control of pests or plant injury may result from the occurrence of extraordinary or unusual conditions, or from failure to follow label directions. In addition, failure to follow label directions may cause injury to animals, man, and damage to the environment. Bayer offers, and the buyer accepts and uses, this product subject to the conditions that extraordinary or unusual environmental conditions, or failure to follow label directions are beyond the control of Bayer and are, therefore, the responsibility of the buyer.