
 <p align="center">U.S. ENVIRONMENTAL PROTECTION AGENCY Office of Pesticide Programs Antimicrobials Division (7510C) 1200 Pennsylvania Avenue NW Washington, D.C. 20460</p> <p align="center">NOTICE OF PESTICIDE: <input checked="" type="checkbox"/> Registration <input type="checkbox"/> Reregistration</p> <p>(under FIFRA, as amended)</p>	EPA Reg. Number: 11411-20	Date of Issuance: September 25, 2012
	Term of Issuance: Unconditional	
	Name of Pesticide Product: Leslie's Swimming Pool Supplies Above-Ground Kit	
Name and Address of Registrant (include ZIP Code): LPM Manufacturing, Inc. 3925 E. Broadway Rd., #100 Phoenix, AZ 85040		
Note: Changes in labeling differing in substance from that accepted in connection with this registration must be submitted to and accepted by the Registration Division prior to use of the label in commerce. In any correspondence on this product always refer to the above EPA registration number.		
<p>On the basis of information furnished by the registrant, the above named pesticide is hereby registered under the Federal Insecticide, Fungicide and Rodenticide Act.</p> <p>Registration is in no way to be construed as an endorsement or recommendation of this product by the Agency. In order to protect health and the environment, the Administrator, on his motion, may at any time suspend or cancel the registration of a pesticide in accordance with the Act. The acceptance of any name in connection with the registration of a product under this Act is not to be construed as giving the registrant a right to exclusive use of the name or to its use if it has been covered by others.</p> <p>This product (OPP Decision Number: D-465634) is unconditionally registered in accordance with FIFRA sec 3(c)(7)(a) provided that you:</p> <ol style="list-style-type: none"> 1. Submit and/or cite all data required for registration of your product under FIFRA sec. 3(c)(5) when the Agency requires all registrants of similar products to submit such data; and submit acceptable responses required for re-registration of your product under FIFRA section 4. 2. Make the labeling changes listed below before you release the product for shipment: <ol style="list-style-type: none"> a. Revise the EPA Registration Number to read, "EPA Reg. No. 11411-20." 		
Signature of Approving Official:  Monisha Harris Product Manager Team 32 Regulatory Management Branch II Antimicrobials Division (7510P)	Date: September 25, 2012	

b. Add the "Keep out of Reach of Children statement, followed by the signal word DANGER" to the front panel of the FIFRA product "Chloro Brite®" label.


c. On the FIFRA product label (Chloro Brite®) in the kit, revise the precautionary statement heading to read:

**PRECAUTIONARY STATEMENTS
HAZARDS TO HUMANS AND DOMESTIC ANIMALS
DANGER**

If these conditions are not complied with, the registration will be subject to cancellation in accordance with FIFRA sec. 6(e). Your release for shipment of the product constitutes acceptance of these conditions.

A stamped label with comments is enclosed for your records. Submit one (1) copy of your final printed labeling prior to release of this product for shipment. Should you have any questions concerning this letter, please contact me by telephone at (703) 308-0410 during the hours of 8:00 am to 4:00 pm EST.

Sincerely,



Monisha Harris
Product Manager 32
Regulatory Management Branch II
Antimicrobials Division (7510P)

Enclosures: (Stamped Label)

3/7

LESLIE'S SWIMMING POOL SUPPLIES.

Over \$500
Worth of Coupons Inside

Above-Ground Kit for Opening & Closing

Treats Up To
10,000 Gallons

Kit Contains:

- 2 Lbs. Chlor-Brite®
- 1 Pint Algae Control
- 1 Pint Ultra Bright
- Test Strips
- Water Test Bottle

NET WT. 4 lbs. (1.81 kg) • LPM 14-815

FREE
Inside

Test Strips &
Water Test Bottle

Pool Care Made Easy

ACCEPTED
with COMMENTS
in EPA Letter Dated:

SEP 25 2012

Front

Under the Federal Insecticide,
Fungicide, and Rodenticide Act as
amended, for the pesticide,
registered under EPA Reg. No. 11411-20



Chlor Brite®

- Quick-dissolving concentrated chlorinating granular
- Kills bacteria & algae
- Use for shocking or everyday chlorination
- Active Ingredient: Sodium dichloro-s-triazinetriene dihydrate – 99%, Other Ingredients: 1%
- EPA Reg. No. 11411-15
- EPA Est. No. 11411-CA-1
- General Use

DANGER

PRECAUTIONARY STATEMENTS HAZARDS TO HUMANS AND DOMESTIC ANIMALS

Highly Corrosive. Causes irreversible eye damage and skin burns. Harmful if swallowed. Irritating to nose and throat. Do not get in eyes, on skin or clothing. Wear protective eyewear (goggles or safety glasses). Wear protective clothing and rubber gloves when handling this product. Avoid breathing dust and fumes. Wash thoroughly with soap and water after handling. Remove contaminated clothing and wash clothing before reuse.

ENVIRONMENTAL HAZARD: This pesticide is toxic to fish and aquatic organisms.

PHYSICAL OR CHEMICAL HAZARD: Strong oxidizing agent. Do not mix with other chemicals. Never add water to product. Always add product to large quantities of water. Use only clean, dry utensils. Do not add this product to any dispensing device containing remnants of any other product. Such use may cause a violent reaction leading to fire or explosion. Contamination with moisture, organic material or other chemicals may start a chemical reaction with generation of heat, liberation of hazardous gases and possible fire or explosion. Avoid contact with flaming or burning material such as a lighted cigarette. In case of contamination or decomposition, do not reseal container. If possible, isolate container in open and well-ventilated area and flood with large amounts of water.

Ultra Bright

- Super thick formula
- Removes particles missed by your filtration system
- Keeps water sparkling clear
- Non-toxic, non-irritating and biodegradable

Algae Control

- Controls the growth of algae in swimming pools
- Highly concentrated – will not stain or foam
- Active Ingredient: Poly(oxyethylene(dimethyliminio)ethylene (dimethyliminio)ethylene dichloride) – 60%
- Other Ingredients: 40%
- EPA Reg. No. 11411-11 • EPA Est. No. 11411-KY-1
- General Use

CAUTION

PRECAUTIONARY STATEMENTS HAZARD TO HUMANS AND DOMESTIC ANIMALS

CAUTION: Harmful if swallowed. Avoid breathing vapors. Avoid contact with skin, eyes or clothing. **ENVIRONMENTAL HAZARD:** This pesticide is toxic to fish and aquatic organisms. **PHYSICAL OR CHEMICAL HAZARD:** Do not mix with other chemicals.

ACCEPTED
with COMMENTS
in EPA Letter Dated:
SEP 25 2012

Under the Federal Insecticide,
Fungicide, and Rodenticide Act as
amended, for the pesticide,
registered under EPA Reg. No.

11411-20



LPM Manufacturing, Inc.
3925 E. Broadway Road
Phoenix, AZ 85040
www.lesliespool.com



SKU #14-815 Qty: 1

Rev. 5/12

RT Side
(Side Panel)



See individual product labels for directions, precautions and first aid statement. Read entire product label. Keep out of reach of children. Do NOT mix chemicals.



Spring Opening Instructions

Opening Instructions:

If your pool has a cover, follow steps 1-6 below. If no cover skip to step 7.

1. Use a submersible pump or siphon to remove any water from the pool cover.
2. Clear any excess debris off of the pool cover, then remove it.
3. Clean the pool cover thoroughly using a vinyl cleaner. Allow the cover to dry.
4. Sprinkle **Leslie's Alkalinity Up*** on the cover to prevent mold and mildew during storage.
5. Fold the cover loosely and store in a cool, dry place.
6. Remove winter plugs from the skimmer and return lines.
7. Add water to the pool until it reaches its normal level.

If your pool was not winterized for freezing conditions, skip to step 12.

8. Reinstall any pool equipment that was removed and stored for the winter.
9. Reconnect all plumbing, including the filter and pump.
10. Replace all drain plugs in the pool equipment, including the filter, pump, heater, booster pump, and pool cleaner.
11. Discharge anti-freeze using the waste or backwash functions on the control valve.
12. Prime the pump, then turn on the filtration and circulation equipment.

13. Remove any large debris from the pool using Leslie's Leaf Bagger or Leslie's Leaf Rake.
14. Brush then vacuum the pool.
15. Adjust the Total Alkalinity to 80-120 ppm depending upon the type of primary sanitizer used: (80-100 ppm for sodium hypochlorite, calcium hypochlorite or lithium hypochlorite and 100-120 ppm for dichlor, trichlor and bromine tablets).
16. Adjust the pH to 7.4-7.6.
17. Adjust Calcium Hardness to 200-400 ppm.
18. With circulation pump running, evenly broadcast **Leslie's Chlor Brite** over the deep end of the pool according to label directions.

Wait 12 hours with the circulation system running.

19. Add 1 pint of **Leslie's Algae Control** to the pool.
20. Pour 1 pint of **Leslie's Ultra Bright** in a one-gallon bucket, then fill the remainder of the bucket with water and stir. Pour the contents of the bucket into the pool while walking along the perimeter.

Wait 1 hours with the circulation system running.

21. Take a water sample to your local Leslie's store for a free water analysis that includes tests for phosphates, metals, and proper conditioner level.


Wait 4 hours with the circulation system running.

22. Take a water sample to your local Leslie's store for a free water analysis that includes tests for phosphates, metals, and proper conditioner level.

ACCEPTED with COMMENTS in EPA Letter Dated: SEP 25 2012

Under the Federal Insecticide, Fungicide, and Rodenticide Act as amended, for the pesticide, registered under EPA Reg. No.

11411-20



* Sold Separately



Lt Side (Side Panel)



See individual product labels for directions, precautions and first aid statement. Read entire product label. Keep out of reach of children. Do NOT mix chemicals.

Winter Closing Instructions

Closing Instructions:

Important: For fiberglass swimming pools, please follow manufacturer's recommendations for winterizing your pool.

One week before closing, pour Pool Magic + PHOSfree into the skimmer with the pump running.

1. Remove any debris from the pool using a leaf rake, leaf bagger or skimmer net.
2. Brush and vacuum the pool.

If you live an area where your pool will not freeze, fill the pool completely to the top, almost to overflowing.

3. Pour Leslie's Metal-Free* around the perimeter of the pool with the pump running.

Wait 1 hour with the pump running.

4. Adjust the Total Alkalinity to 80-120 ppm, depending upon the type of primary sanitizer used: (80-100 ppm for sodium hypochlorite, calcium hypochlorite or lithium hypochlorite and 100-120 ppm for dichlor, trichlor and bromine tablets)

5. Adjust the pH to 7.4-7.6.
6. Adjust Calcium Hardness to 200-400 ppm.
7. Add pint of Leslie's Algae Control to a bucket of water then pour around the perimeter of the pool with the pump running.

Wait 4 hours with the pump running.

8. With filter running, broadcast required amount (at rate of 2 pounds per 10,000 gallons) of Leslie's Fresh 'N Clear* over the surface of the pool water, applying two-thirds of the total dose to the deep end.

9. Bring the chlorine level to 2.0-4.0 ppm.

Wait 8 hours with the pump running.

10. Backwash or manually clean the filter.

If you live an area where your pool will not freeze, skip to Step 20.

11. Remove the inlet (directional or eyeball) fitting, located on the inside pool wall, and install a winterizing plug in the opening.

12. Lower the water level to 4-6" below the skimmer.

13. Remove the drain plugs from the pump strainer basket housing, the pump volute, the filter tank, and the heater.

14. If the pool has an automatic chlorinator, drain it.

15. Turn off the main power supply and remove the on and off trippers from the time clock.

16. Place all the drain plugs in the pump strainer basket and replace the lid.

17. Detach all hoses and move equipment to a non-freezing location, such as a basement.

18. Remove all articles such as ladders, hoses, over-the-top skimmers, etc. Remove the automatic pool cleaner and drain it completely. Lay the hoses out straight in a non-freezing location.

19. Inflate air pillows halfway and tie air pillows to a stationary object. If more than one pillow is needed, tie them together using the grommets located on the pillow's corners.

20. Cover the pool and secure it using a cable and winch. Use above-ground wall bags to secure the cover, if necessary.

If you live an area where your pool will not freeze, set your pool timer to operate the pump 2-4 hours per day.

During the winter season, test your water and visually inspect the pool and cover at least once a month. If the water changes color or the pool surface shows signs of stains, take a water sample to your local Leslie's store for a professional analysis and recommendations.

Always follow label directions.

with COMMENTS
in EPA Letter Dated:
SEP 25 2012

* Sold Separately

Under the Federal Insecticide, Fungicide, and Rodenticide Act as amended, for the pesticide registered under EPA Reg. No. 141-20



See individual product labels for directions, precautions, and first aid statement. Read entire product label. Keep out of reach of children. Do NOT mix chemicals.