

TERM OF ISSUANCE

NAME OF PESTICIDE PRODUCT

161/134, 650  
18/1

NOTICE OF PESTICIDE:  REGISTRATION  
 REREGISTRATION

(Under the Federal Insecticide, Fungicide,  
and Rodenticide Act, as amended)

NAME AND ADDRESS OF REGISTRANT (Include ZIP code)

161/134, 650  
18/1

NOTE: Changes in labeling formula differing in substance from that accepted in connection with this registration must be submitted to and accepted by the Registration Division prior to use of the label in commerce. In any correspondence on this product always refer to the above U.S. EPA registration number.

On the basis of information furnished by the registrant, the above named pesticide is hereby Registered/Reregistered under the Federal Insecticide, Fungicide, and Rodenticide Act.

A copy of the labeling accepted in connection with this Registration/Reregistration is returned herewith.

Registration is in no way to be construed as an indorsement or approval of this product by this Agency. In order to protect health and the environment, the Administrator, on his motion, may at any time suspend or cancel the registration of a pesticide in accordance with the Act. The acceptance of any name in connection with the registration of a product under this Act is not to be construed as giving the registrant a right to exclusive use of the name or to its use if it has been covered by others.

This product is conditionally registered in accordance with FIFRA sec. 3(c)(5) and you must provide the following:

1. Provide all data required for registration or reregistration of this product under FIFRA sec. 3(c)(5) when the Agency requires all data for all similar products to submit such data.

2. Place "EPA Registration No. 11273-50" on your label before the product is released for shipment.

3. Provide three copies of your final printed labeling. Have you submitted your cost for shipment. Refer to the 8-79 brochure for a listing of final printed labeling.

If these conditions are not complied with, the registration will be canceled in accordance with FIFRA sec. 6(e). Your release for shipment of the product constitutes acceptance of these conditions.

A copy of each of the labels is being sent for your records.

THOMAS W. GARDNER  
REGISTRATION DIVISION (112)  
INSECTICIDE, FUNGICIDE, & RODENTICIDE BRANCH  
REGISTRATION DIVISION (WH-567)

ATTACHMENT IS APPLICABLE

SIGNATURE OF APPROVING OFFICIAL

DATE

11-9-84

Center Panel

LASER™ WP

MICROBIAL INSECTICIDE CONCENTRATE

ACTIVE INGREDIENT:

Bacillus thuringiensis Berliner, potency of 32,000 Spodoptera Units  
(at least 30 million viable spores) per milligram\*.....3.2%

INERT INGREDIENTS:.....96.8%  
100.0%

\*Equivalent to 14.5 Billion Spodoptera Units per lb.

---

KEEP OUT OF REACH OF CHILDREN

CAUTION

---

SHAKE WELL BEFORE USING

Lot No. \_\_\_\_\_  
NET CONTENTS \_\_\_\_\_ GALLONS


EPA REG. NO. 11273-  
EPA EST. No. 36299-CA-1

ZOECON CORPORATION, A SANDOZ COMPANY  
CROP PROTECTION DIVISION  
Palo Alto, California 94304

ACCEPTED

NOV 1984

11273-58



173 301  
Reg. # 11213 50  
6-11-77

Left Panel

DIRECTIONS FOR USE

It is a violation of Federal law to use this product in a manner inconsistent with its labeling.

Suspension must be shaken or stirred before use. Pour recommended amount of LASER™ WP into the required volume of water in the spray tank. Agitate as necessary to maintain suspension. Do not allow diluted sprays to remain in the tank for more than 72 hours. LASER™ WP is formulated to provide desirable coverage and stickability on leaf surfaces. Additional adjuvants, spreaders, or stickers may be added to improve product performance, especially under heavy dew or rainy conditions. Combinations with commonly used insecticides, fungicides or other spray tank adjuvants are generally not deleterious to LASAR WP if the mix is used promptly.

GROUND APPLICATION: Use recommended amount of LASER WP in a minimum of 5 to 50 gallons of water depending on type of crop and requirements of state regulations.

GROUND APPLICATION, TREES/VINES: Use recommended amount of LASER WP in up to 200 gallons of water in vines and up to 500 gallons of water in trees in high pressure, high gallonage, hydraulic sprayers. Wet foliage thoroughly with spray but not to the point of excessive runoff. For mist blowers use recommended amount of product in up to 20 gallons of water.

AERIAL APPLICATION: Use recommended amount of LASER WP in 5-20 gallons of water. Apply early morning or evening when air is calm.

---

STORAGE AND DISPOSAL

STORAGE: Store in a cool place. Activity may be impaired by storage at prolonged temperatures above 90°F. Protect from freezing.


PESTICIDE DISPOSAL: Pesticide, spray mixture or rinse water that cannot be used according to label instruction must be disposed of according to Federal, state or local procedures.

CONTAINER DISPOSAL: Triple rinse of equivalent. Then offer for recycling or reconditioning, or dispose of in a sanitary land fill or by incineration if allowed by state and local authorities.

---

NOTICE: Neither Zoecon nor the seller make any warranty express or implied, including the merchantability and/or fitness for any particular purpose, concerning this material except those which are contained on this label.

---



RECOMMENDED APPLICATION RATES

CROP	PEST	LBS/ACRE	SPECIAL INSTRUCTIONS
VEGETABLES	DIAMONDBACK MOTH	1/8 - 1/2	
	IMPORTED CABBAGE WORM	1/8 - 3/4	
	GREEN CLOVERWORM	1/8 - 3/4	
	LOOPERS	1/2 - 1	
	HORNWORMS	1/4 - 1	
	WEBWORMS	1/4 - 1	
	ARMYWORMS	1 - 2	
	TOBACCO BUDWORM	1 - 2	
	PICKLEWORM	1/2 - 1	
	SALT MARSH CATERPILLAR	1/4 - 1	
	REDBACKED CUTWORM	1/4 - 1	
	SPOTTED CUTWORM	1/4 - 1	
	TOMATO FRUITWORM	1/4 - 1	
VARIEGATED CUTWORM	1/4 - 1		
MELON WORM	1/4 - 1		
STONE FRUITS & TREE CROPS	REDHUMPED CATERPILLAR	1/4 - 1	Apply when caterpillars are actively feeding (2-4 instar) Good coverage is essential for these pests.
	TEN CATERPILLAR	1/4 - 1	
	LEAFROLLERS	1/4 - 1	
	FALL WEBWORM	1/4 - 1	
	WALNUT CATERPILLAR	1/4 - 1	
	CANKERWORMS	1/4 - 1	
	GYPSY MOTH	1/4 - 1	
	NAVAL ORANGEWORM	1/4 - 1	
	PECAN NUT CASEBEARER	1/4 - 1	
	GREEN FRUITWORM	1/4 - 1	
LOOPERS	1/2 - 1		
PEACH TWIG BORER	1/4 - 1		
STONE FRUITS	LEAFROLLERS	1/4 - 1	Apply when eggs or newly hatched larvae first appear. Continue applications as a part of the normal cover spray program until pest is controlled.
	TUFTED APPLE BUDMOTH	1/4 - 1	
	GYPSY MOTH	1/4 - 1	
	TENT CATERPILLAR	1/4 - 1	
	CANKERWORMS	1/4 - 1	

1209 10-3-20  
10-17

CROP	PEST	LBS/ACRE	SPECIAL INSTRUCTIONS	
CITRUS FRUITS, Cont.	REDHUMPED CATERPILLAR	1/4 - 1		
	FALL WEBWORM	1/4 - 1		
	CODLING MOTH	1/4 - 1		
	GREEN FRUITWORM	1/4 - 1		
	LOOPERS	1/2 - 1		
	FILBERTWORMS	1/4 - 1		
	ROUGH-SKINNED CUTWORM	1/4 - 1		
GRAPES & SMALL FRUITS	GRAPE LEAF SKELETONIZER	1/4 - 1	Begin treatments as soon as possible after hatching and before larvae are protected by leaf folds.	
	LEAFROLLERS	1/4 - 1		
	GRAPE LEAF FOLDER	1/4 - 1		
		ACHEMIA SPINX MOTH	1/4 - 1	
		HORNWORM	1/4 - 1	
		SALTMARSH CATERPILLAR	1/4 - 1	
		GREEN FRUITWORM	1/4 - 1	
		SPOTTED CUTWORM	1/4 - 1	
		REDBACKED CUTWORM	1/4 - 1	
		TENT CATERPILLAR	1/4 - 1	
		BROWN SPANWORM	1/4 - 1	
		ORANGE TORTRIX	1/4 - 1	
		HORNWORM	1/4 - 1	
		RASPBERRY FRUITWORM	1/4 - 1	
		CRANBERRY FRUITWORM	1/4 - 1	
	CRANBERRY GIRDLER	1/4 - 1		
	CRANBERRY SPANWORM	1/4 - 1		
RASPBERRIES	AMORBLA MOTH	1/4 - 1		
	LEAFROLLERS	1/4 - 1		
	LOOPERS	1/2 - 1		
	ORANGE TORTRIX	1/4 - 1		
	PALE WESTERN CUTWORM	1/4 - 1		
	GREEN FRUITWORM	1/4 - 1		
BANANAS	BANANA SKIPPER	1/4 - 1	Use calibrated ground equipment with adequate water to apply to run-off	
ORANGES	LEAFROLLERS	1/4 - 1		
	ORANGE DOG	1/8 - 1		
	CITRUS CUTWORM	1/4 - 1		
	HORNWORMS	1/4 - 1		
	LOOPERS	1/2 - 1		
LIMES	ARMYWORM	1 - 2		
	LOOPERS	1/2 - 1		

pg 6 of 9  
 Reg # 11273-50  
 AM 17

CROP	PEST	LBS/ACRE	SPECIAL INSTRUCTIONS
TROPICAL FRUITS	HORNWORMS	1/4 - 1	
	LOOPERS	1/2 - 1	
	ORANGE DOG	1/4 - 1	
SOYBEANS, PEANUTS	LOOPERS	1/2 - 1	
SUNFLOWERS	VELVETBEAN CATERPILLAR	1/8 - 3/4	
	PODWORMS (Suppression)	1 - 2	
	GREEN CLOVERWORM	1/8 - 3/4	
	SALT MARSH CATERPILLAR	1/8 - 3/4	
	SKIPPER	1/8 - 3/4	
	ALFALFA CATERPILLAR	1/8 - 3/4	
	LESSER CORN STALK BORER	1/8 - 3/4	
SUGAR BEETS, SAFFLOWER	LOOPERS	1/2 - 1	
	LEAFROLLERS	1/4 - 1	
	SALT MARSH CATERPILLAR	1/4 - 1	
	TOBACCO BUDWORM/BOLLWORM	1 - 2	
	VELVETBEAN CATERPILLAR	1/4 - 1	
	GREEN CLOVERWORM	1/4 - 1	
	SKIPPER	1/4 - 1	
	ALFALFA CATERPILLAR	1/4 - 1	
	REDBACKED CUTWORM	1/4 - 1	
	MELONS	LOOPERS	1/2 - 1
MELON WORMS		1/8 - 1	
RINDWORM COMPLEX		1/8 - 3/4	
HOPS	SPOTTED CUTWORM	1/2 - 1	
	REDBACKED CUTWORM	1/2 - 1	
	LOOPERS	1/2 - 1	
	LEAFROLLERS	1/4 - 1	
	OMNIVOROUS LEFTIER	1/4 - 1	
COTTON	LOOPERS	1/2 - 1	For the suppression of light to moderate infestations, apply at first sign of laying or newly hatched worms (1st and 2nd instar larvae). Repeat necessary under
	TOBACCO BUDWORM	1 - 2	
	COTTON BOLLWORM	1 - 2	
	BEEF ARMYWORM	1/2 - 1	

PS 1047  
Reg. # 1273-50

CROP	PEST	LBS/ACRE	SPECIAL INSTRUCTIONS
			pest management program that includes close scouting. If heavy worm populations occur, it may be necessary to apply an insecticide with rapid knockdown and good larvicidal activity as a replacement.


COTTON TANK MIX RECOMMENDATIONS

Directions for Use of Tank-Mix Combinations of LASER<sup>TM</sup> WP and Chlordimeform (Fundal<sup>1</sup> or Galecron<sup>2</sup> SP or 4EC).

CROP	INSECTICIDE	PEST	RATES PER ACRE
COTTON	LASER WP	Tobacco Budworm	1/2 - 1 qt.
	+	Cotton bollworm	+
	chlordimeform SP		1/8 - 1/4 lb.
	or		or
	chlordimeform 4EC		1/4 - 1/2 pt.

Use LASER WP plus chlordimeform for a combined ovicide/larvicide affect. Use the low rates for suppression of light infestations and the high rates for suppression of moderate infestations. Apply at first sign of egg laying or newly hatched worms. Reapply at 3-5 day intervals to sustain suppression or until adequate worm reduction is achieved. Apply from 2-5 gallons total spray per acre with aerial equipment. Follow all restrictions, safety precautions and directions contained on the FUNDAL or GALECRON labels.

Directions for Use of Tank-Mix Combinations of LASER WP and Elcar<sup>3</sup> Insecticide (EPA Reg. NO. 11273-17) in the Southwest Only.



1 FUNDAL is a trademark of Nor-AM Ag Prod. Inc.  
 2 GALECRON is a trademark of Ciba-Geigy Corp.  
 3 ELCAR is a trademark of SANDOZ, INC.

CROP	INSECTICIDE	PEST	RATES PER ACRE
COTTON	LASER <sup>TM</sup> WP	Cotton bollworm	1/2 - 1 qt.
	+ ELCAR	Tobacco budworm	+ 1/16 - 1/8 lb.

Use LASER WP in combinations with ELCAR for an increased larvicidal effect. Use the low rate combination for light infestations and use the high rate combination for control of moderate infestations. Apply at first sign of egg deposition or newly hatched worms and repeat as long as egg deposition continues at 3-7 day intervals.

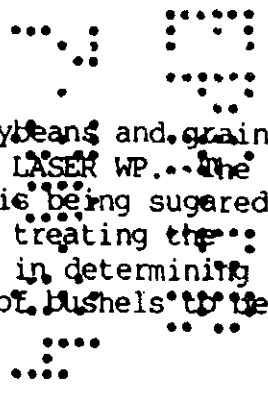
FORAGE CROPS AND RANGELAND

HAY CROPS, PASTURES & OTHER FORAGE CROPS	ALFALFA CATERPILLAR	1/4 - 1
	LOOPERS	1/2 - 1
	ESSEX SKIPPER	1/4 - 3/4
	SALT MARSH CATERPILLAR	1/4 - 1
	VELVETBEAN CATERPILLAR	
	GREEN CLOVERWORM	1/8 - 3/4
	TOBACCO BUDWORM/BOLLWORM	1 - 2
	VARIEGATED CUTWORM	1/4 - 1
	ARMYWORMS	1 - 2
	BEEF WEBWORM	1/4 - 1
RANGELAND	RANGE CATERPILLAR	1/4 - 1
	SOD WEBWORM	1/4 - 1

STORED COMMODITIES

SOYBEANS, GRAINS	INDIAN MEAL MOTH
SUNFLOWER SEED,	ALMOND MOTH
PEANUTS, CROP	MEDITERRANEAN FLOUR MOTH
SEED	

To control and prevent Indian meal moth and Almond moth infestations of stored soybeans and grains, prepare a spray mixture which includes one gallon of water for every 6 ounces of LASER WP. The spray mixture may be applied either by treating the top 4 inches of grain as it is being sugared into storage (applying 0.6 pint of mixture per bushel in the grain stream) or by treating the surface of grain after it is in the bin. The table below can be used as a guide in determining the total amount of LASER WP needed according to the bin diameter or the number of bushels to be treated.





<u>Bin Diameter (ft)</u>	<u>Surface Area (sq. ft.)</u>	<u>Bushels (to 4 inch depth)</u>	<u>LASER<sup>TM</sup> WP Rate</u>
8	50	13	3 oz.
12	113	30	7 oz.
16	201	53	12 oz.
20	314	84	17 oz.
24	452	120	26 oz.
28	615	163	36 oz.
32	804	214	46 oz.


To insure thorough coverage when making applications to the grain surface after it is in the bin, apply spray mixture in three applications. Mix the grain with a scoop or rake to a depth of 4 inches after each application.

Stored grain may be treated anytime, but for best results treat grain at the time it is placed into storage or shortly thereafter, or in the early spring prior to egg laying. Full season control is normally experienced. Re-treat only if reinfestation occurs.

For the protection of bagged grain, apply spray mixture to entire grain mass, and mix thoroughly prior to bagging LASER<sup>TM</sup> WP at 3/4 qt. per 10 gallons of water will treat approximately 100 bushels.

Treated grain may be used at any time after treatment.

(1526E)



051049  
Reg. # 11273-50

U.S. ENVIRONMENTAL PROTECTION AGENCY  
OFFICE OF PESTICIDE REGISTRATION  
REGISTRATION DIVISION, WASHINGTON, D.C. 20460

EPA REGISTRATION NO.

11273-50

DATE OF ISSUANCE  
NOV 1984

TERM OF REGISTRATION

**NOTICE OF PESTICIDE**

Under the Federal Insecticide, Fungicide, and Rodenticide Act, as amended.

NAME OF PESTICIDE PRODUCT

NAME AND ADDRESS OF REGISTRANT (Include ZIP code)

161/134, 650  
18/1

**NOTE:** Changes in labeling formula differing in substance from that accepted in connection with this registration must be submitted and accepted by the Registration Division prior to use of the label in commerce. In any correspondence on this product always refer to the above U.S. EPA registration number.

On the basis of information furnished by the registrant, the above named pesticide is hereby Registered/Reregistered under the Federal Insecticide, Fungicide, and Rodenticide Act.

A copy of the labeling accepted in connection with this Registration/Reregistration is returned herewith.

Registration is in no way to be construed as an endorsement or approval of this product by this Agency. In order to protect health and the environment, the Administrator, on his motion, may at any time suspend or cancel the registration of a pesticide in accordance with the Act. The acceptance of any name in connection with the registration of a product under this Act shall not be construed as giving the registrant a right to exclusive use of the name or to its use if it has been covered by other registrations.

Faint, mostly illegible text, likely containing registration details and conditions of use.

DATE: 11-84

Center Panel

LASER<sup>TM</sup> WP

MICROBIAL INSECTICIDE CONCENTRATE

ACTIVE INGREDIENT:

Bacillus thuringiensis Berliner, potency of 32,000 Spodoptera Units  
(at least 30 million viable spores) per milligram\*.....3.2%

INERT INGREDIENTS:.....96.8%  
100.0%

\*Equivalent to 14.5 Billion Spodoptera Units per lb.

KEEP OUT OF REACH OF CHILDREN

CAUTION

SHAKE WELL BEFORE USING

Lot No. \_\_\_\_\_  
NET CONTENTS \_\_\_\_\_ GALLONS


EPA REG. NO. 11273-  
EPA EST. No. 36299-CA-1

ZOECON CORPORATION, A SANDOZ COMPANY  
CROP PROTECTION DIVISION  
Palo Alto, California 94304

ACCEPTED

NOV 1984

11273-58



Left Panel

**DIRECTIONS FOR USE**

It is a violation of Federal law to use this product in a manner inconsistent with its labeling.

Suspension must be shaken or stirred before use. Pour recommended amount of LASER<sup>TM</sup> WP into the required volume of water in the spray tank. Agitate as necessary to maintain suspension. Do not allow diluted sprays to remain in the tank for more than 72 hours. LASER<sup>TM</sup> WP is formulated to provide desirable coverage and stickability on leaf surfaces. Additional adjuvants, spreaders, or stickers may be added to improve product performance, especially under heavy dew or rainy conditions. Combinations with commonly used insecticides, fungicides or other spray tank adjuvants are generally not deleterious to LASAR WP if the mix is used promptly.

GROUND APPLICATION: Use recommended amount of LASER WP in a minimum of 5 to 50 gallons of water depending on type of crop and requirements of state regulations.

GROUND APPLICATION, TREES/VINES: Use recommended amount of LASER WP in up to 200 gallons of water in vines and up to 500 gallons of water in trees in high pressure, high gallonage, hydraulic sprayers. Wet foliage thoroughly with spray but not to the point of excessive runoff. For mist blowers use recommended amount of product in up to 20 gallons of water.

AERIAL APPLICATION: Use recommended amount of LASER WP in 5-20 gallons of water. Apply early morning or evening when air is calm.

---

**STORAGE AND DISPOSAL**

**STORAGE:** Store in a cool place. Activity may be impaired by storage at prolonged temperatures above 90°F. Protect from freezing.


**PESTICIDE DISPOSAL:** Pesticide, spray mixture or rinse water that cannot be used according to label instruction must be disposed of according to Federal, state or local procedures.

**CONTAINER DISPOSAL:** Triple rinse of equivalent. Then offer for recycling or reconditioning, or dispose of in a sanitary land fill or by incineration if allowed by state and local authorities.

---

**NOTICE:** Neither Zoccon nor the seller make any warranty express or implied, including the merchantability and/or fitness for any particular purpose, concerning this material except those which are contained on this label.

---



RECOMMENDED APPLICATION RATES

CROP	PEST	LBS/ACRE	SPECIAL INSTRUCTIONS
VEGETABLES	DIAMONDBACK MOTH	1/8 - 1/2	
	IMPORTED CABBAGE WORM	1/8 - 3/4	
	GREEN CLOVERWORM	1/8 - 3/4	
	LOOPERS	1/2 - 1	
	HORNWORMS	1/4 - 1	
	WEBWORMS	1/4 - 1	
	ARMYWORMS	1 - 2	
	TOBACCO BUDWORM	1 - 2	
	PICKLEWORM	1/2 - 1	
	SALT MARSH CATERPILLAR	1/4 - 1	
	REDBACKED CUTWORM	1/4 - 1	
	SPOTTED CUTWORM	1/4 - 1	
	TOMATO FRUITWORM	1/4 - 1	
VARIEGATED CUTWORM	1/4 - 1		
MELON WORM	1/4 - 1		
STONE FRUITS & NUT CROPS	REDHUMPED CATERPILLAR	1/4 - 1	Apply when caterpillars are actively feeding (2-4 instar) Good coverage is essential for these pests.
	TEN CATERPILLAR	1/4 - 1	
	LEAFROLLERS	1/4 - 1	
	FALL WEBWORM	1/4 - 1	
	WALNUT CATERPILLAR	1/4 - 1	
	CANKERWORMS	1/4 - 1	
	GYPSY MOTH	1/4 - 1	
	NAVAL ORANGEWORM	1/4 - 1	
	PECAN NUT CASEBEARER	1/4 - 1	
	GREEN FRUITWORM	1/4 - 1	
	LOOPERS	1/2 - 1	
PEACH TWIG BORER	1/4 - 1		
STONE FRUITS	LEAFROLLERS	1/4 - 1	Apply when eggs or newly hatched larvae first appear. Continue applications as a part of the normal cover spray program until pest is controlled.
	TUFTED APPLE BUDMOTH	1/4 - 1	
	GYPSY MOTH	1/4 - 1	
	TENT CATERPILLAR	1/4 - 1	
	CANKERWORMS	1/4 - 1	

CROP	PEST	LBS/ACRE	SPECIAL INSTRUCTIONS
TROPICAL FRUITS, Cont.	REDHUMPED CATERPILLAR	1/4 - 1	
	FALL WEEWORM	1/4 - 1	
	CODLING MOTH	1/4 - 1	
	GREEN FRUITWORM	1/4 - 1	
	LOOPERS	1/2 - 1	
	FILBERTWORMS	1/4 - 1	
	ROUGH-SKINNED CUTWORM	1/4 - 1	
BERRIES & SMALL FRUITS	GRAPE LEAF SKELETONIZER	1/4 - 1	Begin treatments as soon as possible after hatching and before larvae are protected by leaf folds.
	LEAFROLLERS	1/4 - 1	
	GRAPLE LEAF FOLDER	1/4 - 1	
AVOCADOS	ACHEMILA SPINX MOTH	1/4 - 1	
	HORNWORM	1/4 - 1	
	SALTMARSH CATERPILLAR	1/4 - 1	
	GREEN FRUITWORM	1/4 - 1	
	SPOTTED CUTWORM	1/4 - 1	
	REDBACKED CUTWORM	1/4 - 1	
	TENT CATERPILLAR	1/4 - 1	
	BROWN SPANWORM	1/4 - 1	
	ORANGE TORTRIX	1/4 - 1	
	HORNWORM	1/4 - 1	
	RASPBERRY FRUITWORM	1/4 - 1	
	CRANBERRY FRUITWORM	1/4 - 1	
	CRANBERRY GIRDLER	1/4 - 1	
	CRANBERRY SPANWORM	1/4 - 1	
BANANAS	AMORBLA MOTH	1/4 - 1	
	LEAFROLLERS	1/4 - 1	
	LOOPERS	1/2 - 1	
	ORANGE TORTRIX	1/4 - 1	
	PALE WESTERN CUTWORM	1/4 - 1	
CITRUS	GREEN FRUITWORM	1/4 - 1	
	BANANA SKIPPER	1/4 - 1	Use calibrated ground equipment with adequate water to apply to run-off
	LEAFROLLERS	1/4 - 1	
	ORANGE DOG	1/8 - 1	
	CITRUS CUTWORM	1/4 - 1	
	HORNWORMS	1/4 - 1	
	LOOPERS	1/2 - 1	
	ARMYWORM	1 - 2	
	LOOPERS	1/2 - 1	

CROP	PEST	LBS/ACRE	SPECIAL INSTRUCTIONS
TROPICAL FRUITS	HORNWORMS	1/4 - 1	
	LOOPERS	1/2 - 1	
	ORANGE DOG	1/4 - 1	
SOYBEANS, PEANUTS	LOOPERS	1/2 - 1	
SUNFLOWERS	VELVETBEAN CATERPILLAR	1/8 - 3/4	
	PODWORMS (Suppression)	1 - 2	
	GREEN CLOVERWORM	1/8 - 3/4	
	SALT MARSH CATERPILLAR	1/8 - 3/4	
	SKIPPERS	1/8 - 3/4	
	ALFALFA CATERPILLAR	1/8 - 3/4	
	LESSER CORN STALK BORER	1/8 - 3/4	
SUGAR BEETS, SAFFLOWER	LOOPERS	1/2 - 1	
	LEAFROLLERS	1/4 - 1	
	SALT MARSH CATERPILLAR	1/4 - 1	
	TOBACCO BUDWORM/BOLLWORM	1 - 2	
	VELVETBEAN CATERPILLAR	1/4 - 1	
	GREEN CLOVERWORM	1/4 - 1	
	SKIPPERS	1/4 - 1	
	ALFALFA CATERPILLAR	1/4 - 1	
	REDBACKED CUTWORM	1/4 - 1	
	MELONS	LOOPERS	1/2 - 1
MELON WORMS		1/8 - 1	
	RINDWORM COMPLEX	1/8 - 3/4	
HOPS	SPOTTED CUTWORM	1/2 - 1	
	REDBACKED CUTWORM	1/2 - 1	
	LOOPERS	1/2 - 1	
	LEAFROLLERS	1/4 - 1	
	OMNIVOROUS LEAFTIER	1/4 - 1	
COTTON	LOOPERS	1/2 - 1	<p>.....</p> <p>For the suppression of light to moderat infestations, apply at first sign of eg laying or newly hatched worms (1st and 2nd instar larvae). Reapply a necessary under a .....</p>
	TOBACCO BUDWORM	1 - 2	
	COTTON BOLLWORM	1 - 2	
	BEEF ARMYWORM	1/2 - 1	

CROP	PEST	LBS/ACRE	SPECIAL INSTRUCTIONS
			pest management program that includes close scouting. If heavy worm populations occur, it may be necessary to apply an insecticide with rapid knockdown and good larvicidal activity as a replacement.

COTTON TANK MIX  
RECOMMENDATIONS

Directions for Use of Tank-Mix Combinations of LASER<sup>TM</sup> WP and Chlordimeform (Fundal<sup>1</sup> or Galecron<sup>2</sup> SP or 4EC).

CROP	INSECTICIDE	PEST	RATES PER ACRE
COTTON	LASER WP + chlordimeform SP OR chlordimeform 4EC	Tobacco Budworm Cotton bollworm	1/2 - 1 qt. + 1/8 - 1/4 lb. or 1/4 - 1/2 pt.

Use LASER WP plus chlordimeform for a combined ovicide/larvicide affect. Use the low rates for suppression of light infestations and the high rates for suppression of moderate infestations. Apply at first sign of egg laying or newly hatched worms. Reapply at 3-5 day intervals to sustain suppression or until adequate worm reduction is achieved. Apply from 2-5 gallons total spray per acre with aerial equipment. Follow all restrictions, safety precautions and directions contained on the FUNDAL or GALECRON labels.

Directions for Use of Tank-Mix Combinations of LASER WP and Elcar<sup>3</sup> Insecticide (EPA Reg. NO. 11273-17) in the Southwest Only.

1 FUNDAL is a trademark of Nor-AM Ag Prod. Inc.  
2 GALECRON is a trademark of Ciba-Geigy Corp.  
3 ELCAR is a trademark of SANDOZ, INC.



CROP	INSECTICIDE	PEST	RATES PER ACRE
COTTON	LASER <sup>TM</sup> WP	Cotton bollworm	1/2 - 1 qt.
	+ ELCAR	Tobacco budworm	+ 1/16 - 1/8 lb.

Use LASER WP in combinations with ELCAR for an increased larvicidal effect. Use the low rate combination for light infestations and use the high rate combination for control of moderate infestations. Apply at first sign of egg deposition or newly hatched worms and repeat as long as deposition continues at 3-7 day intervals.

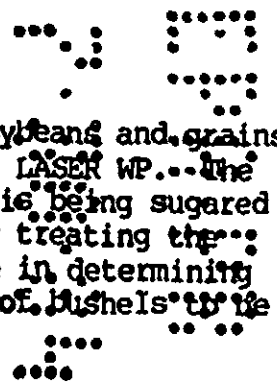
**FORAGE CROPS AND RANGELAND**

HAY CROPS, PASTURES & OTHER FORAGE CROPS	ALFALFA CATERPILLAR	1/4 - 1
	LOOPERS	1/2 - 1
	ESSEX SKIPPER	1/4 - 3/4
	SALT MARSH CATERPILLAR	1/4 - 1
	VELVETBEAN CATERPILLAR	
	GREEN CLOVERWORM	1/8 - 3/4
	TOBACCO BUDWORM/BOLLWORM	1 - 2
	VARIEGATED CUTWORM	1/4 - 1
	ARMYWORMS	1 - 2
	BEEF WEBWORM	1/4 - 1
RANGELAND	RANGE CATERPILLAR	1/4 - 1
	SOD WEBWORM	1/4 - 1

**STORED COMMODITIES**

SOYBEANS, GRAINS	INDIAN MEAL MOTH
SUNFLOWER SEED,	ALMOND MOTH
PEANUTS, CROP	MEDITERRANEAN FLOUR MOTH
SEED	

To control and prevent Indian meal moth and Almond moth infestations of stored soybeans and grains, prepare a spray mixture which includes one gallon of water for every 6 ounces of LASER WP. The spray mixture may be applied either by treating the top 4 inches of grain as it is being sugared into storage (applying 0.6 pint of mixture per bushel in the grain stream) or by treating the surface of grain after it is in the bin. The table below can be used as a guide in determining the total amount of LASER WP needed according to the bin diameter or the number of bushels to be treated.



<u>Bin Diameter (ft)</u>	<u>Surface Area (sq. ft.)</u>	<u>Bushels (to 4 inch depth)</u>	<u>LASER<sup>TM</sup> WP Rate</u>
8	50	13	3 oz.
12	113	30	7 oz.
16	201	53	12 oz.
20	314	84	17 oz.
24	452	120	26 oz.
28	615	163	36 oz.
32	804	214	46 oz.

To insure thorough coverage when making applications to the grain surface after it is in the bin, apply spray mixture in three applications. Mix the grain with a scoop or rake to a depth of 4 inches after each application.

Stored grain may be treated anytime, but for best results treat grain at the time it is placed into storage or shortly thereafter, or in the early spring prior to egg laying. Full season control is normally experienced. Re-treat only if reinfestation occurs.

For the protection of bagged grain, apply spray mixture to entire grain mass, and mix thoroughly prior to bagging LASER<sup>TM</sup> WP at 3/4 qt. per 10 gallons of water will treat approximately 100 bushels.

Treated grain may be used at any time after treatment.

(1526E)

