

10900-63

8/6/2001

1/8

876
Institutional
Insecticide

ACTIVE INGREDIENTS:

*• (+) Resmethrin ([5-(phenylmethyl)-3-furanyl]
methyl 2,2-dimethyl-
3-(2-methyl-1-propenyl)
cyclopropanecarboxylate..... 0.2% w/w

**d-trans Allethrin..... 0.4%

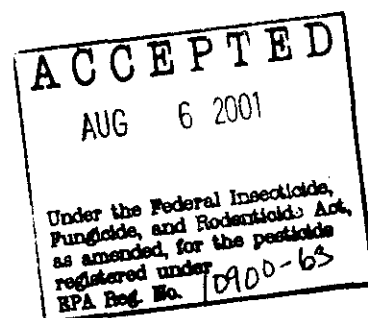
OTHER INGREDIENTS:..... 99.4%
100.0% w/w

* Cis/trans isomers ratio:

max. 30% (+-) cis and min. 70% (+-) trans

• U.S. Patent Nos. 3,465,007 and 3,542,928.

**Bioallethrin



EPA Reg. No. 10900-63

EPA Est. No.

10900-OH-1
33915-MI-1

KEEP OUT OF REACH OF CHILDREN

CAUTION

See side panel for additional precautionary statements.

20 oz. (1 lb. 4 oz.) * 566 g net wt.

A Synthetic pyrethroid for controlling the following flying & crawling insects in and around households, greenhouses, buildings, vehicles, boats, kennels & stables:

Flying Insects

houseflies
mosquitoes
gnats(midges)
deer flies
stable flies
flying moths
(millers)
fruit flies
wasps
hornets
yellow jackets
bees

Crawling Insects

cockroaches
waterbugs
bedbugs
fleas
ticks
ants
crickets
silverfish
earwigs
spiders
sowbugs
centipedes
millipedes
grain mites
grain insects

Plant Pests


aphids
thrips
whiteflies
leafhoppers
two-spotted mites
plant bugs
army worms
cutworms

leaf beetles
gypsy moths
lussock moths
oakworms
sawflies
tent caterpillars
red spider mites

spittle bugs
weevils
Japanese beetles
slugs
mimosa webworm
spider mites
budworms

Not for use on plants being grown for sale or other commercial use, or for commercial seed production, or for research purposes. For use on plants intended for aesthetic purposes or climatic modification and being grown in interior plantscapes or ornamental gardens.

For use indoors and outside premises of hotels, motels, homes, preschools, children's nurseries, day camps, noncommercial greenhouses, lathouses, and seed houses, commercial, industrial, office, institutional and storage buildings, milk handling areas of milk plants, milk storage rooms, egg processing plants, supermarkets, restaurants, bottling plants, canneries, flour and leed mills, bakeries, boats, ship cabins and hospitals. Also for use in campers, mobile homes, buses, automobile, trucks, boxcars and ship cargo holds. Also for use in dog kennels and horse stables. In horse stables, not for application if horses will be used for food.



Directions For Use

It is a violation of Federal law to use this product in a manner inconsistent with its labeling.

Shake well before use. Remove protective cap. Aim spray opening away from person. Push button to spray.


Food Areas: Food should be removed or covered during treatment. All food processing surfaces, shelving, utensils, etc., should be covered or removed prior to treatment or thoroughly washed with an effective cleaning compound followed by a potable water rinse prior to use. When using this product in these areas, apply only when the facility is not in operation.

Indoors: For use in household, commercial and institutional buildings, hospitals, noncommercial greenhouses and lathouses, campers, mobile home, vehicles and boats, as listed above. In hospitals, remove patients prior to treatment. Ventilate rooms for two hours before returning patients.

To Kill Flying Insects: houseflies, mosquitoes, gnats (midges), deer flies, stable flies, flying moths (millers), fruit flies. Close all doors and windows. Point nozzle upward. Direct spray mist to all parts of the room, especially window and other light sources which attract these insects. Fill the room with mist, then leave the treated area. Keep the room closed for at least 15 minutes. Ventilate the room when treatment is completed. Repeat as necessary.

To Kill Wasps, Hornets, Yellow Jackets, Bees: Application should be made in late evening when insects are at rest. Spray liberally into hiding and breeding places, especially under attic rafters, contacting as many insects as possible. Treat these areas at the rate of two seconds per linear foot at a distance of 12 to 18 inches. Repeat as necessary.

To Kill Crawling Insects: Fleas, cockroaches, waterbugs, crickets, silverfish, earwigs, spiders, sowbugs, centipedes, millipedes, grain mites and grain insects (adult and accessible stages of confused flour beetles, red flour beetle, sawtoothed grain beetles, shiny spider beetles, carpet beetle, grain weevils, Angoumois grain moths, Indian meal moths). Spray thoroughly into hiding places such as cracks, crevices, moist areas, openings around pipes and sinks, under refrigerators, baseboards, storage areas and other insect harborage areas. Spray directly on insects where possible. Treat these areas at the rate of two seconds per linear foot at a distance of 12 to 18 inches. Repeat as necessary.



Directions for use continued:

To Kill Grain Insects: For control of the insect pests listed above, remove infested grain, cereal or flour and destroy. Avoid contamination of other food and foodstuffs in the area by removing before spraying: Spray directly on exposed stages and into cracks and crevices where grain insects may be hiding. In homes, dispose of all infected products. The shelves and drawers should be cleaned and thoroughly sprayed so as to contact all pests, and covered with shelf paper after allowing shelves to dry. Treat these areas at the rate of two seconds per linear foot at a distance of 12 to 18 inches. Any utensils that are contacted with spray should be washed before using. Repeat as necessary.

To Kill Spiders: Spray directly on these pests and use repeated applications to the webbing and all cracks and crevices which harbor spiders. Spray at the rate of two seconds per linear foot at a distance of 12 to 18 inches. Repeat as necessary.

To Kill Ants: Spray doors, around window frames, and trails and hills. Spray at the rate of two seconds per linear foot at a distance of 12 to 18 inches. Repeat as necessary.

To Kill Bedbugs: Apply as a spot treatment to cracks and crevices around baseboards, floorboards, bedboards and walls. First, thoroughly clean and air mattresses and springs. Then spot treat only areas that may harbor bedbugs, concentrating on tufts, folds and seams. Treat these areas at the rate of two seconds per linear foot at a distance of 12 to 18 inches. Repeat as necessary. For persistent infestations, consult a professional applicator.

To Kill Fleas, & Ticks On Dogs, Cats & Premises: Apply directly to animals along back, under forelegs, and other areas except scrotum and anus. Part hair to contact skin and insure good coverage. Hold nozzle about one foot away while spraying. Apply until hair is thoroughly moist. Do not spray directly in eyes or mouth of animal. Repeat within 24 hours of first treatment, if necessary. To reduce reinfestation, thoroughly spray the animal's bedding and other resting areas until the surface is slightly moist. Treat these areas at the rate of two seconds per linear foot at a distance of 12 to 18 inches. Also spray the entire inside surface of dog houses. Repeat as necessary, thoroughly spraying floors, crack, crevices, and bedding. Hit as many insects directly as possible.

To Protect Ornamental Plants in noncommercial greenhouses and lathouses, homes, commercial and institutional buildings, and for indoor landscaping: Spray directly on insects as directed below to kill aphids, exposed thrips, whiteflies, leafhoppers, plant bugs, spittlebugs, two-spotted mites, red spider mites, spider mites, cutworms and slugs on the following plants:

.....
.....
.....
.....
.....
.....
.....
.....
.....
.....

Directions for use continued:


African violet	coleus	asparagus fern	Jacob's ladder	pothos
ageratum	gold-dust croton	fuchsia	lilac	rose
amwranth	cup flower	geranium	lobellia	snapdragon
false aralea	daisy	heliotrope	marigold	silver vase
begonia	daphne	hibiscus	mayten tree	toyon
Christmas cactus	dracaena	impatiens	nasturtium	verbena
chrysanthemum	dumbcane	ivy	petunia	umbrella tree
cockscomb	fatshedera	jade	philodendron	wax plant
				zinnia

Contact Spray for pests listed above: Hold container 18 inches from the infested plants. Spray in short bursts from one to three seconds or spray at the rate of one linear foot of growth per second. Direct spray to all sides covering foliage until slightly moist. Avoid heavy wetting. Repeat as necessary to obtain control. If application is made indoors, remove infested plants from living and eating areas prior to spray applications. Spray several plants at once and in an area not to likely to come in contact with pets, children or food. When leaves dry, plants can be returned to original position. If plant removal is not possible, remove or cover exposed food and food handling surfaces, including utensils. Shut off ventilating systems, air ducts and air conditioning equipment. Avoid spray contact with surrounding surfaces in area. Leave the sprayed area after treatment and ventilate. Do not use treated plants for food or feed purposes.

Use with Caution on african violets, ash, azalea, reiger begonia, browallia, caenothus, camellia, columnea, cotoneaster, cyclamen, cypress, plumosa fern, gloxinia, impatiens, juniper, non-bearing mulberry and quince, oxalis, jade and primrose. As with all plants listed above, especially carnations, chrysanthemums and roses, there exists a wide variety of species and cultivars and, therefore, a wide variety of susceptibility to injury. To ascertain possible phytotoxicity, spray a few plants as described above, wait 24 hours and check for possible injury.

Outdoors: For use around residential, commercial and institutional buildings, hospitals, gardens, noncommercial greenhouses, yards, patios, mobile homes, campers, boats, and swimming pools for controlling household and plant pests listed below:

To kill houseflies, mosquitoes, gnats (midges), deer flies, stable flies, flying moths (millers), fruit flies: Spray resting areas to reduce annoyance from these pests. Follow precautions listed above for ornamental plants. Hold container 18 to 24 inches from shrubs, bushes, and grassy areas. Spray these areas with a slow sweeping motion at the rate of from 1 to 3 per cubic yard of space, while moving away from the treated areas. Treat open porches and patios in a similar manner. Spray only when the air is still. Allow spray to dissipate before occupying the treated area. Repeat as necessary.



Directions for use continued:

Wasps, hornets, yellow jackets, bees: Same as directed above for indoor use. APPLICATION SHOULD BE MADE LATE IN THE EVENING WHEN INSECTS ARE AT REST. Aim spray at nest openings in ground, bushes, and in cracks and crevices which may harbor nests, saturating nest openings and contacting as many insects as possible. Repeat as necessary.

Ants and fleas – Same as directed for indoor use.


Crickets, silverfish, earwigs, spiders, sowbugs, centipedes and millipedes - same as directed above for indoor use. TO PROTECT ORNAMENTAL PLANTS - Spray directly on insects as directed below to kill: **aphids, exposed thrips, whiteflies, leafhoppers, Japanese beetles, plant bugs, spittlebugs, two-spotted mites, red spider mites on:**

althea	forsythia	mimosa	pine	also:
white birch	hemlock	non-bearing citrus	pyracantha	mimosa webworm
cypress	holly	and cranberry	rhododendron	on
dogwood	locust	oak	spirea	mimosa
euonymous	maple	palm	spruce	
		viburnum	toyon	

To kill army worms, budworms, leaf beetles, gypsy moths, tussock moths, oakworms, sawflies, tent caterpillars, and weevils on the above plants; also slugs on roses; spider mites on chrysanthemums; cutworms on gladiolus and petunia. To kill **aphids, exposed thrips, adult whiteflies, leafhoppers, plant bugs and Japanese beetles on:**

African violets	chrysanthemum	fatshedera	ivy	philodendron
Ageratum	coleus	geranium	marigold	queen sago
Begonia	daisy	honeysuckle	nasturtium	roses
Broadleaf acacia	daphne	iris	peony	snapdragon
Tobira	zinnia			

Contact spray direction for above pests: Hold container 18 inches from the infested plants. Spray in short bursts from one to three seconds or spray at the rate of one linear foot of growth per second. Direct spray to all sides covering foliage until slightly moist. Avoid heavy wetting. Repeat as necessary to obtain control. For adult whiteflies and two spotted mites be sure to direct spray to contact these pests. Thoroughly cover the infested area. Use several repeat applications at two-day intervals if necessary.



Directions for use continued:

Use with caution on african violet, ash azalea, reiger begonia, browallia, caenothus, camellia, columnea, cotoneaster, cyclamen, cypress, plumosa fern, gloxinia, impatiens, juniper, non-bearing mulberry, flowering quince, oxalis, jade, primrose, and rose, including hybrid tea rose, there exists a wide variety of species and cultivars and , therefore, a wide range of susceptibility to injury. To ascertain possible phytotoxicity, spray a few plants as described above, wait 24 hours and check for possible injury.

Precautionary Statements

Hazards to Humans and Domestic Animals

CAUTION

Cover and remove exposed foods. Avoid contamination of cooking utensils and food preparation surfaces. Remove pets and cover fish aquariums before spraying.

FIRST AID

If In Eyes:

- Hold eye open and rinse slowly and gently with water for 15-20 minutes. Remove contact lenses, if present, after the first 5 minutes, then continue rinsing eye.
- Call a poison control center or doctor for treatment advice.

If on Skin or Clothing:

- Take off contaminated clothing.
- Rinse skin immediately with plenty of water for 15-20 minutes.
- Call a poison control center or doctor for treatment advice.

Have the product container or label with you when calling a poison control center or doctor, or going for treatment.

PHYSICAL OR CHEMICAL HAZARDS

Contents under pressure. Do not use or store near heat or open flame. Do not puncture or incinerate container. Exposure to temperatures above 130° F may cause bursting.

ENVIRONMENTAL HAZARDS

This pesticide is highly toxic to fish. For terrestrial uses, do not apply directly to water or to areas where surface water is present or to intertidal areas below the mean high water mark.

STORAGE AND DISPOSAL

Do not contaminate water, food, or feed by storage or disposal.

Disposal: This container may be recycled in the few but growing number of communities where (steel) aerosol can recycling is available. Before offering for recycling, empty the can by using the product according to the label. (Do not Puncture!) If recycling is not available, wrap the container and discard in the trash.

Storage: Store in a cool, dry area inaccessible to children and pets. Keep container capped after use.

NOTICE: This product contains a chemical known to the State of California to cause birth defects or other reproductive harm.

Contains no CFCs or other ozone depleting substances. Federal regulations prohibit CFC propellants in aerosols.

Important Note: Buyer assumes all risks of use, storage or handling of this material not in strict accordance with directions given herewith.

Company Name

