

10900-57

5-19-2008

1/10



UNITED STATES ENVIRONMENTAL PROTECTION AGENCY
Washington, D.C. 20460

OFFICE OF
PREVENTION, PESTICIDES
AND TOXIC SUBSTANCES

MAY 19 2008

Jamie Zajac
Regulatory Affairs Specialist
Sherwin Williams
101 Prospect Avenue
Cleveland, OH 44115

Subject: 881 Foaming Germicidal Cleaner
EPA Registration 10900-57
Amendment Dated: Feb 14, 2008
EPA Received Date: Feb 19, 2008

Dear Jamie Zajac

The following amendment submitted in connection with registration under the Federal Insecticide, Fungicide, and Rodenticide Act (FIFRA) as amended, is acceptable.

Proposed Amendment

Revised Label to add language that include language for disposal from PR Notice 2007-4

General Comments

A stamped copy of the accepted label is enclosed for your records. Submit (3) copies of your final printed label before distributing or selling the product bearing the revised labeling.

The Agency is moving away from review of paper submitted registration applications to electronic review of applications. Therefore, we need your help to make this an efficient and convenient process for both you and the Antimicrobials Division. Accordingly, we are asking you to submit future labeling amendments for this product via the electronic labeling process. Refer to the following website for guidance on electronic submissions, including label: http://www.epa.gov/oppfead1/eds/esr_guidance.htm#overallsub. If you have questions concerning electronic labeling, a list of contacts is available at the following site: <http://www.epa.gov/oppfead1/eds/edsgoals.htm#contacts>


CONCURRENCES

SYMBOL	75704						
URNAM							
ATE	5-15-08						

2/10

Should you have any questions or comments concerning this letter, please contact Velma Noble at (703)308-6233.

Sincerely,

A handwritten signature in black ink, appearing to read 'Velma Noble', with a long horizontal flourish extending to the right.

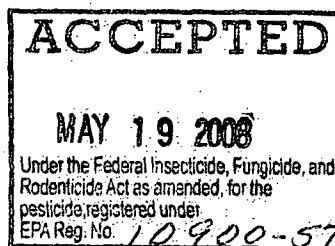
Velma Noble
Product Manager (31)
Regulatory Management Branch1
Antimicrobial Division (7510c)

3/10

881

FOAMING GERMICIDAL CLEANER

- KILLS HIV ON PRE-CLEANED ENVIRONMENTAL SURFACES
- TOUGH ON SOAP SCUM
- DEODORIZER
- CLEANER
- FRESH CLEAN SCENT
- CLEANS AND SHINES
- SHINES
- WON'T SCRATCH FIBERGLASS
- CLEANS
- DEODORIZES
- DISINFECTS
- CLEANS AND DISINFECTS AGAINST BACTERIA, VIRUSES, AND FUNGI
- DESIGNED FOR INSTITUTIONAL CLEANING
- DISINFECTS WHILE IT CLEANS
- DESIGNED FOR GENERAL CLEANING AND DEODORIZING
- NO SCRUBBING
- NO RINSING
- CONTAINS NO CFCs
- LEMON SCENT
- FRESH LEMON SCENT
- ANTIBACTERIAL



ACTIVE INGREDIENTS

n-Alkyl (60% C14, 30% C16, 5% C12, 5% C18)
dimethyl benzyl ammonium chloride.....0.1%
n-Alkyl (68% C12, 32% C14)
dimethyl ethylbenzyl ammonium chloride.....0.1%

OTHER INGREDIENTS.....99.8%
TOTAL.....100.0%

EPA REG. NO.: 10900-57

EPA EST. NO.: 10900-OH-1
33915-MI-1

*Refer to bottom of container for
production facility

KEEP OUT OF REACH OF CHILDREN

CAUTION

See Side Panel For Precautionary and First Aid Statements

___ oz. ___ g net wt.

4/10

BACK PANEL

00881 Foaming Germicidal Cleaner is designed for general household cleaning and disinfecting in Homes, Nursing Homes, Hospitals, Institutions, Office, Schools, Motels and Hotels.

00881 Foaming Germicidal Cleaner is designed for tough cleaning and disinfecting non-porous hard surfaces in the bathroom. Cleans, shines, deodorizes and disinfects pre-cleaned and non-porous hard surfaces such as bathtubs, sinks, shower stalls and toilet seats. May be used on non-porous hard surfaces such as fiberglass, chrome, plastic, baked enamel and glazed porcelain. Non-abrasive.

00881 Foaming Germicidal Cleaner is designed for tough cleaning and disinfecting non-porous hard surfaces. Cleans, shines, deodorizes and disinfects pre-cleaned and non-porous hard surfaces such as kitchen counter tops, tables and sinks in homes, restaurants, cafeterias and bars. May be used on other non-porous surfaces such as fiberglass, chrome, plastic, baked enamel and glazed porcelain. Non-abrasive.

When used as directed, 00881 Foaming Germicidal Cleaner is formulated to disinfect inanimate hard surfaces such as walls, sink tops, tables, chairs, telephones, bathrooms, shower stalls, bathtubs, hampers, cabinets, and bed springs.

When used as directed, 00881 Foaming Germicidal Cleaner is formulated to deodorize, shine and clean non-porous inanimate hard surfaces such as vanity tops, toilet seats, chrome, plastic, baked enamel and glazed porcelain.

00881 Foaming Germicidal Cleaner has been designed specifically for Household and Institutional cleaning and disinfecting in Homes, Nursing Homes, Hospitals, Offices, Schools, Motels and Hotels.

In addition, 00881 Foaming Germicidal Cleaner deodorizes those areas which generally are hard to keep fresh smelling, such as garbage storage areas, empty garbage bins and cans, basements, restrooms and other areas which are prone to odors caused by micro-organisms.

When used as directed, 00881 Foaming Germicidal Cleaner, demonstrates effective disinfection against *Staphylococcus aureus*, *Salmonella choleraesuis*, and *Pseudomonas aeruginosa*, thus meeting AOAC Use Dilution Test requirements for hospital disinfectant. Efficacy tests have demonstrated that 00881 Foaming Germicidal Cleaner is an effective one-step cleaner disinfectant in the presence of organic soil (5% blood serum).

Meets AOAC Use Dilution Test Requirement for hospital disinfectant. Kills *Trichophyton mentagrophytes*, the cause of Athlete's foot fungus, on hard, non-porous surfaces found in bathrooms.

5/10

No scrubbing, No rinsing, Non-abrasive.

Great on fiberglass and leaves a fresh clean scent.

This product is fungicidal against Pathogenic fungi (T. mentagrophytes) when used as directed on hard surfaces found in the bathroom, shower stall and locker room, or other clean, hard, non-porous surfaces commonly contacted by bare feet.

MOLD AND MILDEWSTAT - 00881 Foaming Germicidal Cleaner prevents and controls mold and mildew and the odors they cause on hard non-porous surfaces.

Prevents and controls mold and mildew on hard, non-porous surfaces.

DIRECTIONS FOR USE:

It is a violation of Federal law to use this product in a manner inconsistent with its labeling.

DISINFECTION, DEODORIZATION, AND CLEANING: To disinfect hard non-porous surfaces such as glazed bathroom tiles, walls, fixtures, shower stalls, sinks, bathtubs, hampers, tables, and chairs, proceed as indicated below:

When disinfecting food contact surfaces such as kitchen counters, tables, plastic cutting boards, appliances, you must thoroughly rinse the surfaces with potable water. This product must not be used to clean/disinfect utensils, glasses, dishes, and cookware.

-Shake can before using.

-Hold six to eight inches from surface to be treated.

-Spray area until it is covered with a white foam. Allow foam to penetrate and remain wet for 10 minutes.

-Wipe off with a clean cloth, mop or sponge. The product will not leave grit or soap scum.


-For heavily soiled areas, remove gross soil before treatment.

OR

Alternate Directions For Use With Spray-Anyway Valve

DIRECTIONS FOR USE:

It is a violation of Federal law to use this product in a manner inconsistent with its labeling.



6/10

DISINFECTION, DEODORIZATION AND CLEANING:

1. SHAKE CAN WELL BEFORE AND DURING USE.
2. Holding can 6 to 8 inches from surface, spray area until it is covered with a white foam. To disinfect, allow foam to penetrate and remain wet for 10 minutes.
To clean surface only, wipe foam away after 1 - 2 minutes.
3. Wipe with wet cloth or sponge.
4. For heavily soiled areas, remove excess soil before treatment.

Note: This product features an adjustable spray-anyway tip. May be sprayed upside down or from most angles. For best results, check that arrow on tip is turned to mark on rim before spraying.

This product is not to be used as a terminal sterilant/high level disinfectant on any surface or instrument that (1) is introduced directly into the human body, either into or in contact with the bloodstream or normally sterile areas of the body, or (2) contacts intact mucous membranes but which does not ordinarily penetrate the blood barrier or otherwise enter normally sterile areas of the body. This product may be used to preclean or decontaminate critical or semi-critical medical devices prior to sterilization or high level disinfection.

MILDEWSTAT - To control mold and mildew on precleaned, non-porous surfaces, spray surface until it is completely wet. Let air dry. Repeat application at weekly intervals or when mildew growth reappears.

MILDEWSTAT - To control mold and mildew on precleaned hard non-porous surfaces such as floors, walls, table tops, spray the surfaces to be treated. Make sure to wet completely. Let air dry. Repeat application at weekly intervals or when mildew growth reappears.

STORAGE AND DISPOSAL - Nonrefillable container. Do not reuse or refill this container. Do not contaminate water, food or feed by storage disposal.

Pesticide Storage - Store in a cool, dry area away from heat or open flame.

Container Disposal - Do not reuse empty container. This container may be recycled in the few but growing numbers of communities, where (steel) aerosol can recycling is available. Before offering for recycling, empty the can by using the product according to the label. (DO NOT PUNCTURE!) If recycling is not available, wrap container and discard in the trash.

Open dumping is prohibited.

Contains no CFCs or other ozone depleting substances. Federal regulations prohibit CFC propellants in aerosols.

7/10

PRECAUTIONARY STATEMENTS - Hazards to Humans and Domestic Animals

CAUTION: Harmful if swallowed or absorbed through skin. Causes moderate eye irritation. Avoid contact on the eyes, skin, or clothing. Wash thoroughly with soap and water after handling.

FIRST AID:

IF SWALLOWED

- Call a poison control center or doctor immediately for treatment advice.
- Have person sip a glass of water if able to swallow.
- Do not induce vomiting unless told to do so by the poison control center or doctor.
- Do not give anything by mouth to an unconscious person.

IF ON SKIN OR CLOTHING

- Take off contaminated clothing.
- Rinse skin immediately with plenty of water for 15-20 minutes.
- Call a poison control center or doctor for treatment advice.


IF IN EYES

- Hold eye open and rinse slowly and gently with water for 15-20 minutes.
- Remove contact lenses, if present, after the first 5 minutes, then continue rinsing eye.
- Call a poison control center or doctor for treatment advice.

Have the product container or label with you when calling a poison control center or doctor or going for treatment.

PHYSICAL OR CHEMICAL HAZARDS: Contents under pressure. Do not use or store near heat or open flame. Do not puncture or incinerate container. Exposure to temperatures above 120 degrees F may cause bursting.

Sherwin-Williams
101 Prospect Avenue
Cleveland, Ohio 44115



8/10

OPTIONAL HIV-1 DIRECTIONS (MUST BE USED WITH HIV-1 BULLET POINTS)

KILLS HIV ON PRE-CLEANED ENVIRONMENTAL SURFACES AND OBJECT PREVIOUSLY SOILED WITH BLOOD OR BODY FLUIDS in health care settings or other settings in which there is an expected likelihood of soiling of inanimate surface or object with blood or body fluids, and in which the surfaces and objects likely to be soiled with blood or body fluids can be associated with the potential for transmission of human immunodeficiency virus Type 1 (HIV-1) (associated with AIDS).


SPECIAL INSTRUCTIONS FOR CLEANING AND DECONTAMINATION AGAINST HIV ON SURFACES AND OBJECTS SOILED WITH BLOOD OR BODY FLUIDS:

PERSONAL PROTECTION: Specific barrier protection items to be used when handling items soiled with blood or body fluids are disposable latex gloves, gowns, masks or eye coverings.

CLEANING PROCEDURE: Blood and other body fluids must be thoroughly cleaned from surfaces and objects before application of the disinfectant.

DISPOSAL OF INFECTIOUS MATERIALS: Blood and other body fluids should be autoclaved and disposed of according to federal, state, and local regulations for infectious waste disposal.

CONTACT TIME: Leave surface wet for ten minutes.



9/10

**OPTIONAL GRAPHICS & SYMBOLS TO BE USED ON FRONT OR BACK
PANEL OF LABEL**

BISSELL® Life's Messy. Clean It Up.®

SINCE 1876, WE'VE BEEN CREATING SUPERIOR CARPET AND FLOOR CLEANING SOLUTIONS. BUT THESE DAYS, WE'RE MUCH MORE THAN FLOORS. WITH OUR COMPLETE LINE OF KITCHEN, BATH AND HOUSEHOLD CLEANERS, FURNITURE POLISHES, AIR FRESHENERS AND LAUNDRY PRODUCTS AT THE READY, BISSELL HELPS KEEP THE WHOLE HOUSE CLEAN. LIFE'S MESSY. CLEAN IT UP.



Federal regulations
prohibit CFC
propellants in
aerosols.



PLEASE RECYCLE
WHEN EMPTY



METAL BEDS




REFUSE CANS



WASHROOMS



**made in
U.S.A.**



10/10

OPTIONAL GRAPHICS & SYMBOLS TO BE USED ON FRONT OR BACK PANEL OF LABEL

DIRECTIONS



1 Shake can before using.



2 Hold six to eight inches from surface to be treated.



3 Spray area until it is covered with a white foam. Allow foam to penetrate and remain wet for 10 minutes.



4 Wipe off with clean cloth, mop or sponge. The product will not leave grit or soap scum.

For heavily soiled areas, remove gross soil before treatment.

